



iJRASET

International Journal For Research in
Applied Science and Engineering Technology



INTERNATIONAL JOURNAL FOR RESEARCH

IN APPLIED SCIENCE & ENGINEERING TECHNOLOGY

Volume: 5 Issue: XII Month of publication: December 2017

DOI:

www.ijraset.com

Call:  08813907089

E-mail ID: ijraset@gmail.com

Study of Some Physical Properties of Substituted Pyrazole Carboxylic Acid by Refractometric Technique at 300k in Different Binary Mixtures

V. S. Jagtap¹, P. P. Choudhari², M. P. Wadekar³

^{1,3} Applied Chemistry Division, Govt. Vidarbha Institute of Science and Humanities, Amravati, (MS), India, Email:

²G. S Tompe Arts, Commerce and Science College, Chandur Bazar.

ABSTRACT: Refractometric study of substituted pyrazole carboxylic acid derivatives were carried out in different binary mixture at 300K. Abbe's refractometer used to measure refractive index. molar refractions and polarizability constants values in different binary mixtures are determined. The solute-solute, solute-solvent and solvent-solvent interaction in the system are predicted by using relative data

Keywords: substituted pyrazole carboxylic acid derivatives, refractive index. molar refraction, polarizability constant.

I. INTRODUCTION

Measurement of refractive index shows applications in pharmaceutical, chemical, agriculture, food, oil and beverage industries. The refractometric study of substituted aminopyrimidine in polar solvent is reported. [1] Study molecular interaction of substituted azomethine drugs is done by refractometrically.[2] Some homologous series such as n-ethanoate, methyl alkanooates and ethyl alkanooates are studied by refractometry technique. [3] Refractive index and density is studied for substituted N,N'-bis(salicyliden)-arylmethanediamine. [4] Density and refractive index for substituted 2,3-dihydroquinazolin-4(1H)-ones is reported. [5] Molar refractions for aqueous solution KCl and KBrO₃ have studied. [6] Densities and refractive index of different substituted hydrazone have investigated and from this data, molar refraction (R_m) and polarizability constant (α) was reported. [7] Refractometry technique is used to measure the dissolved solids content of both pure and impure sucrose solutions in the sugar industry.[8] Refractometric technique is considered as an important tool for the measurement of glucose concentrations in body fluids such as blood and the intercellular fluid. [9]Molar refraction and polarizability constant have studied for 2-hydroxy-5-ethyl-benzene and 2-amino-5-chloro-benzene sulphonic acid in dioxane and DMF-water medium respectively. [10] The dielectric constant and refractive index is reported for phenols in mixture of benzene acetone and carbon tetrachloride.[11]Refractometric study of some substituted oxoimidazoline drugs in different concentration of solute and solvents are reported. [12] Refractometric study of six binary mixtures of N-butyl bromide with aniline, carbon tetrachloride, benzene, xylene, toluene and n-heptane for the entire concentration range have done at 303.15 K. [13] Refractive index, density, molar refraction and polarizability constant of substituted 2-oxo-2Hchromene-3-carbohydrazone derivatives in different binary mixture are done. [14] Comparison of refractive index of aqueous mixture of zinc and lead acetate with different temperature at different concentration is done. [15]

The present work deals with the study of molar refraction and polarizability constant of following compounds in nonaqueous solvent such as acetone, methanol and DMF (with different percentage)

- 1) Ligand A (L_A)= 1- phenyl-3-(4'- methyl) phenyl-1H- pyrazol-4-carboxylic acid
- 2) Ligand B (L_B)= 1- phenyl-3-(4'- bromo) phenyl-1H- pyrazol-4-carboxylic acid
- 3) Ligand C (L_C)= 1- phenyl-3-(4'- ethyl) phenyl-1H- pyrazol-4-carboxylic acid
- 4) Ligand D (L_D)= 1,3-diphenyl-1H- pyrazol-4-carboxylic acid

II. EXPERIMENTAL

The refractive indices of solution and solvent mixture under study are determined using Abbe's refractometer. Density of solutions is measured using 10 ml specific gravity bottle. Initially the refractometer is calibrated with glass piece (n=1.5220) provided with instrument. All weightings are done on one pan digital balance with an accuracy of ± 0.001 gm. The accuracy of Abbe's refractometer is within ± 0.001 units. The constant temperature of the prism box is maintained by circulating water from thermostat at $32 \pm 0.1^\circ\text{C}$. The ligands of which physical parameters are to be explored are synthesized by using reported protocol. [16] The

solutions of compounds under study are prepared in different solvents acetone, methanol and DMF by keeping constant ligand concentration system (0.01M). All chemical used are of A.R. grade.

III. RESULTS AND DISCUSSION

It is often desirable to know the refractive index of a solute. This index can be derived from the refractive indices of solution and solvent on using a suitable mixture rule. [17]The molar refraction of solvent, solution can be determined by following equation. [18]

$$R_{\text{SOL-W}} = X_1R_1 + X_2R_2 \tag{1}$$

Where, R_1 and R_2 are molar refractions of solvent and water respectively.

The molar refraction [19,20,21] of solutions of ligand in solvent -water mixtures are determined from-

$$R_{\text{Mix}} = \frac{(n^2-1)}{(n^2+2)} + \left\{ \frac{[X_1M_1+X_2M_2 + X_3M_3]}{d} \right\} \tag{2}$$

Where,

n is the refractive index of solution, d is the density of solution, X_1 is mole fraction of solvent, X_2 is mole fraction of water and X_3 is mole fraction of solute, M_1 , M_2 and M_3 are molecular weights of solvent, water and solute respectively.

The molar refraction of ligand can be calculated as –

$$R_{\text{lig}} = R_{\text{Mix}} - R_{\text{SOL-W}} \tag{3}$$

The polarizability constant (α) [22,23]of ligand can be calculated from following relation-

$$R_{\text{lig}} = 4/3 \pi N_0 \alpha \tag{4}$$

Where, N_0 is Avogadro's number

In the present study, at various percentage of different solvent mixture at temperature 300K, molar refraction and polarizability constant value of substituted 1-phenyl-3-aryl-1H-pyrazol-4-carboxylic acid are reported. The experimental data gives idea that there is increased in refractive index with increase in percentage composition of solvent. This is an indication of the fact that refractive index is correlated with the interactions occurring in the solution.

Table-1: Molar refraction values for different % of solvent mixture

Solvent mixture %	Molar refraction [R]	
	Ethanol	DMSO
20	12.5481	19.1245
40	11.6471	18.7410
60	10.1213	17.2420
80	7.9540	13.8321
100	4.2145	4.4654

Table- 2: Refractive index (n), density (d), molar refraction (Rm) and polarizability constant (α) values at 300K

Conc. In %	ligand concentration (0.01M) with change in DMSO percentage			
	Refractive index (n)	Density (d) g/cm ³	Rm x 10 ³ cm ³ /mol	α x 10 ⁻²³ cm ³
Ligand L _A				
20	1.355	1.0232	64.468	2.5566
40	1.340	1.0036	70.754	2.8058
60	1.347	0.9835	76.613	3.0300
80	1.361	0.9843	80.2823	3.1830
100	1.377	0.9866	84.032	3.3324

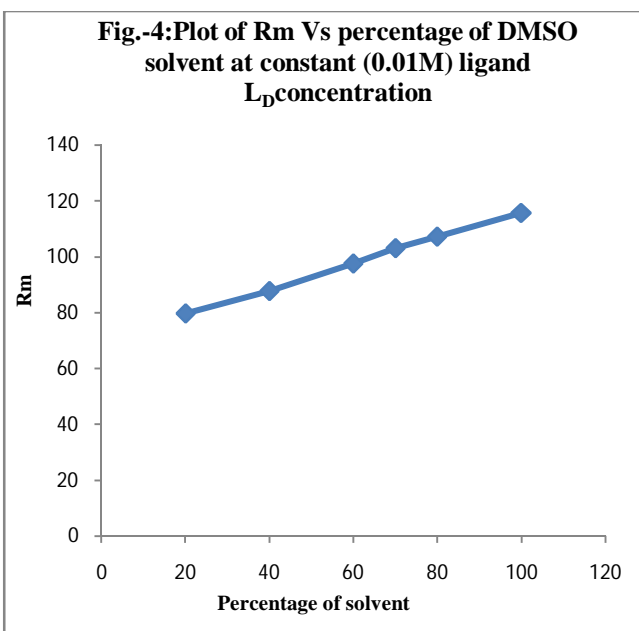
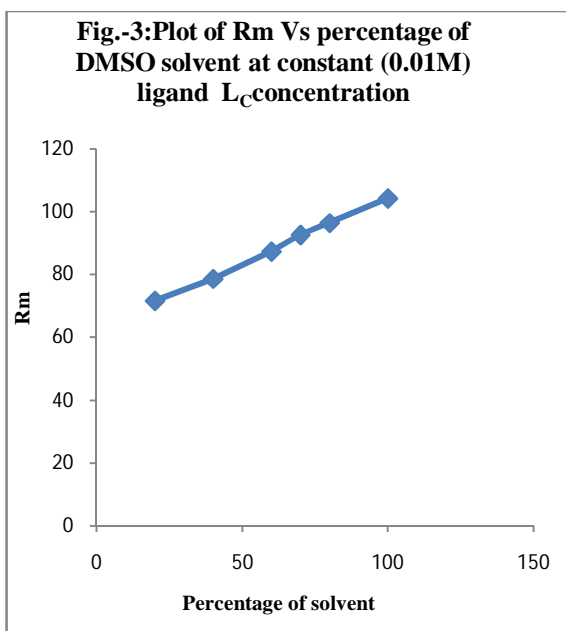
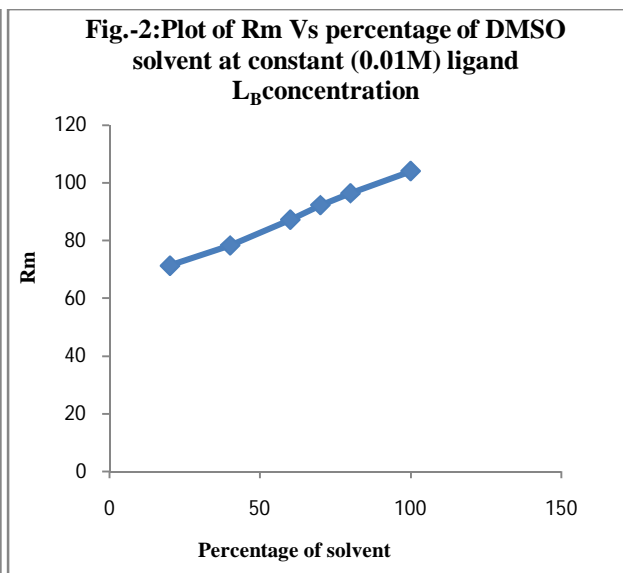
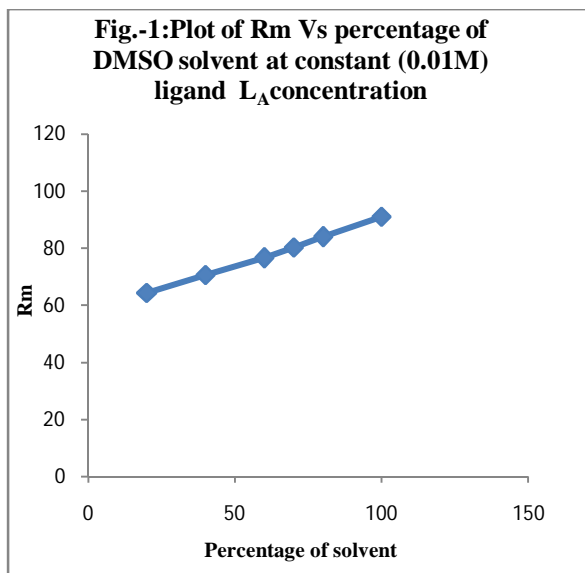
Ligand L _B				
20	1.361	1.0261	71.280	2.8267
40	1.345	1.0046	78.267	3.1030
60	1.363	0.9830	87.170	3.4570
80	1.380	0.9804	92.234	3.6577
100	1.394	0.9808	96.325	3.8199
Ligand L _C				
20	1.364	1.0285	71.642	2.8410
40	1.348	1.0099	78.612	3.117
60	1.365	0.9856	87.346	3.460
80	1.383	0.9184	92.629	3.673
100	1.396	0.9818	96.435	3.824
Ligand L _D				
20	1.367	1.0512	79.799	3.1646
40	1.352	1.0210	87.895	3.4850
60	1.369	0.9880	97.677	3.8736
80	1.385	0.9423	103.170	4.0914
100	1.399	0.9858	107.328	4.2563

Table-3: Refractive index (n), density (d), molar refraction (R_m) and polarizability constant (α) values at 300K

Conc. In %	ligand concentration (0.01M) with change in Ethanol percentage			
	Refractive index (n)	Density (d) g/cm ³	R _m x 10 ³ cm ³ /mol	α x 10 ⁻²³ cm ³
Ligand L _A				
20	1.363	0.9110	73.3500	2.90
40	1.372	0.9380	81.3961	3.22
60	1.407	0.9686	88.9328	3.52
80	1.435	1.0024	92.1871	3.65
100	1.454	1.0290	94.0129	3.72
Ligand L _B				
20	1.356	0.9044	79.2924	3.14
40	1.369	0.9315	88.9440	3.52
60	1.411	0.9609	98.8309	3.91
80	1.442	0.9934	103.0900	4.08
100	1.467	1.0204	106.4850	4.22
Ligand L _C				
20	1.358	0.9060	79.4811	3.15
40	1.350	0.9343	84.5635	3.35
60	1.366	0.9635	88.9154	3.52
80	1.388	0.9970	91.6173	3.63

100	1.404	1.0241	93.5165	3.70
Ligand L _D				
20	1.355	0.9113	87.0388	3.45
40	1.351	0.9388	93.6236	3.71
60	1.371	0.9689	99.3289	3.93
80	1.392	1.0019	102.0990	4.04
100	1.411	1.0296	104.5470	4.14

Fig. 1 to 5: Graphical representation of molar refraction (R_m) versus change in DMSO solvent percentage at constant (0.01M) ligand concentration



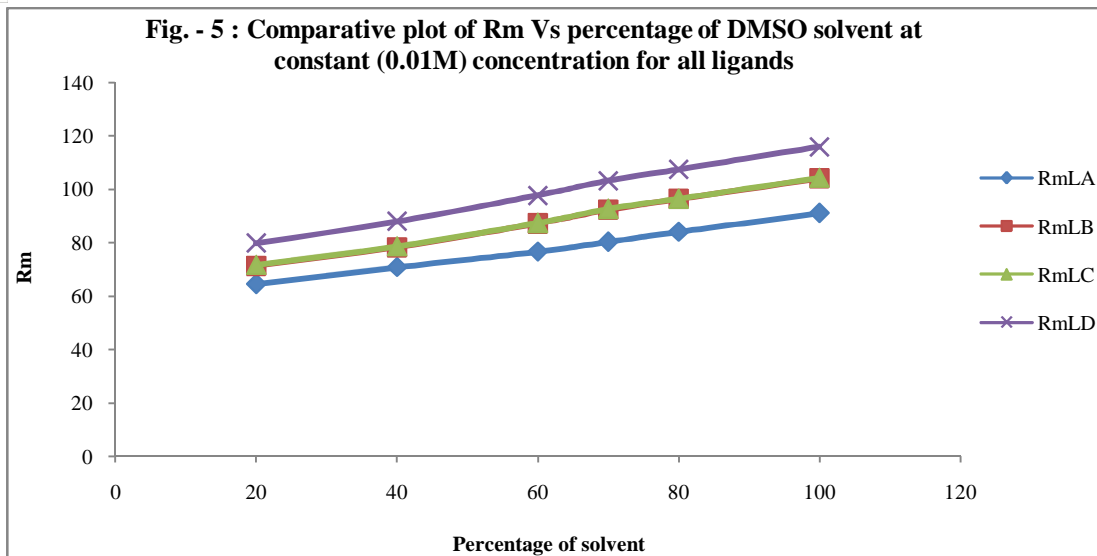
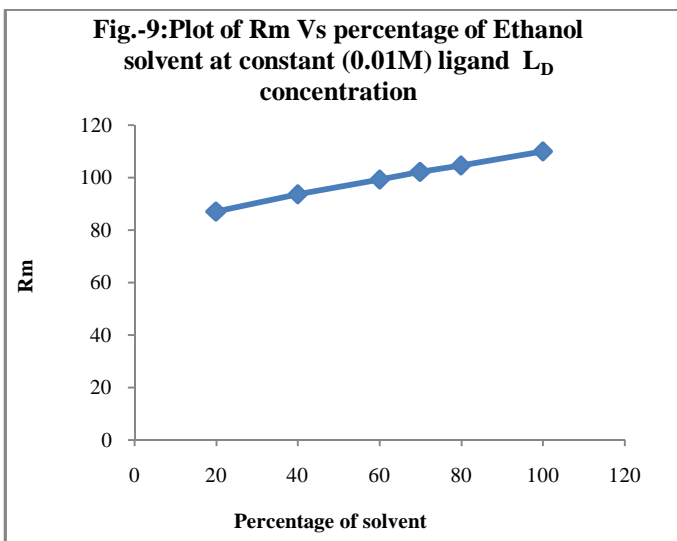
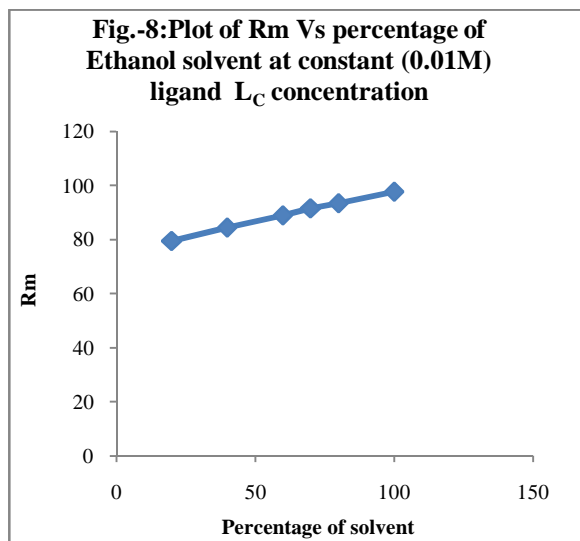
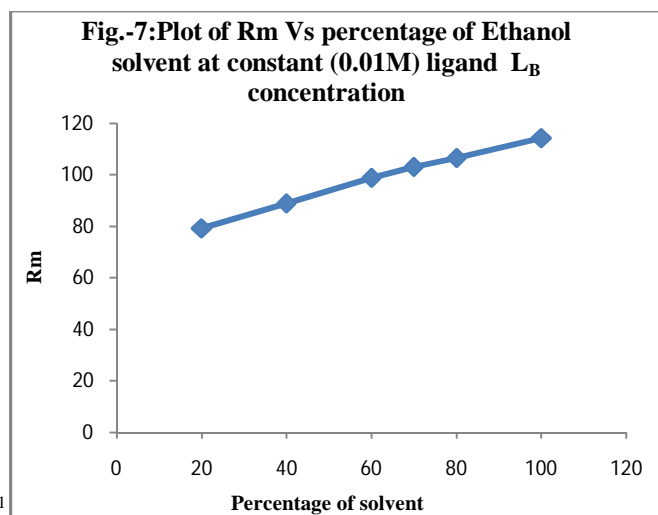
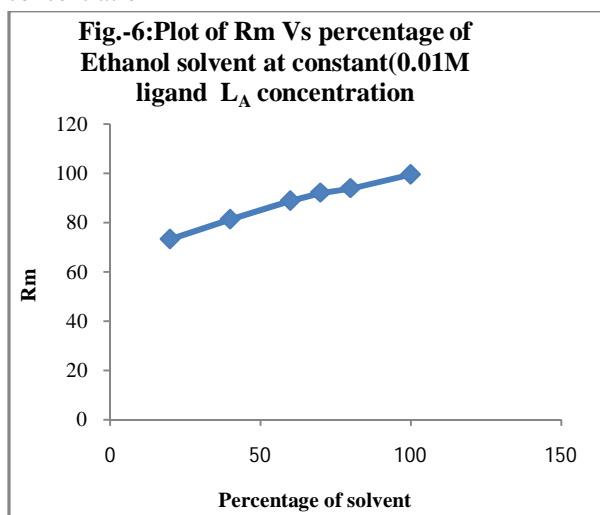


Fig. 6 to 10: Graphical representation of molar refraction (Rm) versus change in Ethanol solvent percentage at constant (0.01M) ligand concentration



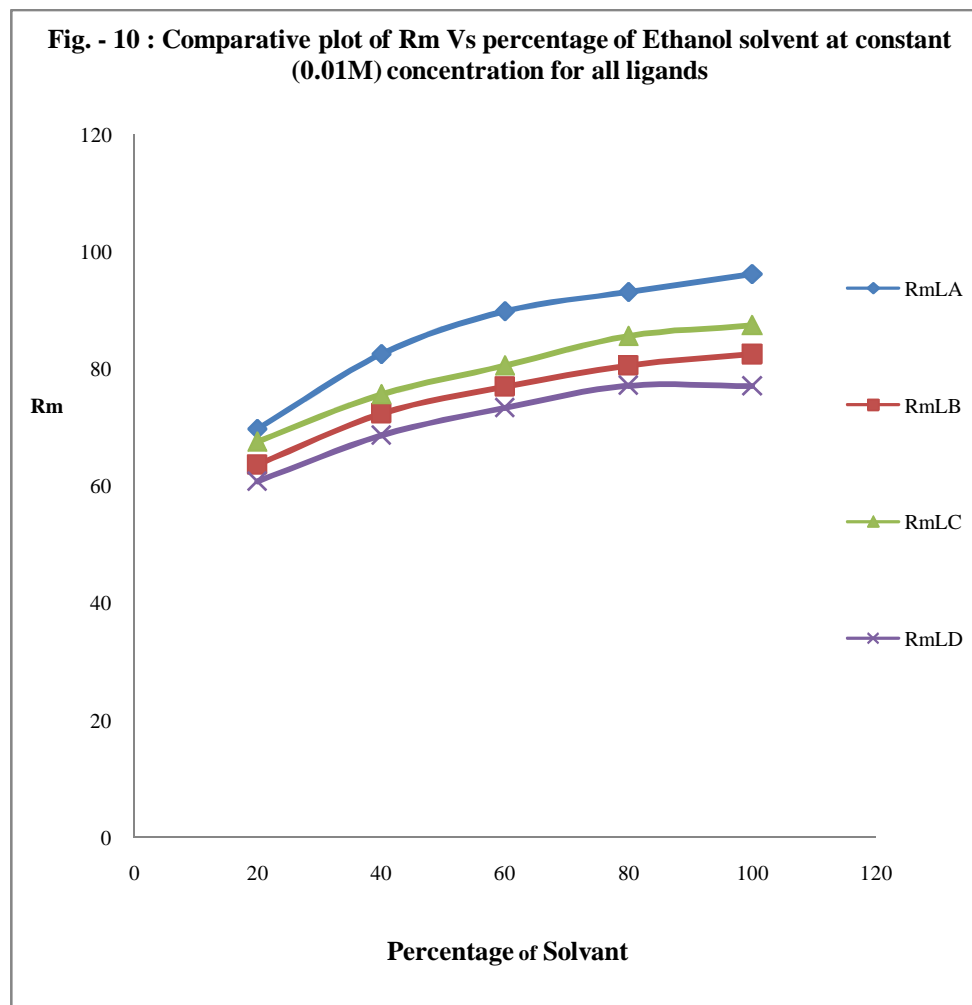


Table no. 2 and 3 indicates the refractive index (n), density (d), molar refraction (R_m) and polarizability constant (α) of substituted 1-phenyl-3-aryl-1H-pyrazol-4-carboxylic acid derivatives in different percentage of solvents. From data it is observed that molar refraction and polarizability constant values increases with increase in organic solvent percentage. molar refraction (R_m) graphs versus compositions of different percentage of organic solvent are plotted. These are shown in fig. no. 1 to 10. From this it is clear that linear relationship observed between molar refraction and concentration. It is observed that as the percentage composition of organic solvent increases, molar refraction values increases. Due to temporary dipole moment this is attributed to the dispersion force and it is the molecular force which arises from temporary dipole moment. The cumulative dipole-dipole interaction creates weak dispersion force resulting in increase in molar refraction and polarizability constant.

IV. CONCLUSION

Substituted 1-phenyl-3-aryl-1H-pyrazol-4-carboxylic acid derivatives in different percentage of binary mixture is studied by refractometric technique. If the percentage composition of binary mixture increases refractive index increases. It observed that as the percentage composition of organic solvent binary mixture increases molar refraction and polarizability constant of substituted 1-phenyl-3-aryl-1H-pyrazol-4-carboxylic acid increases. From this study, it is clear that when solute solvent interaction increases. the percentage of solvent increases. dispersion force play an important role to increase in the value of molar refraction and polarizability constant with increase in percent composition of organic solvent.

V. ACKNOWLEDGEMENT

The authors gratefully acknowledge The Director; Head, Department of Chemistry, Govt. Vidarbha Institute of Science and Humanities, Amravati for providing necessary facilities and help when needed for the work.

REFERENCES

- [1] M. M. Kalaskar, H.S. Chandak and M.P. Wadekar Refractometric study of substituted aminopyrimidine in polar solvent. *Der Pharma Chemica*, 2015, 7(9), 261.
- [2] A.V. Kawalkar and M.P. Wadekar, Study of molecular interaction of substituted azomethine drugs. *Der Pharmacia Sinica*, 2015, 6(8), 25.
- [3] S. Sharma, P.B. Patel, R. J. Patel and J. J. Vora, Volume fraction determination of binary liquid easurement of the equalization wavelength. *E. J. Chem.*, 2007, 4(3), 343.
- [4] Y. Li, Z.S. Yang and F.D. Wang, Artemisinin derivatives bearing Mannich base group: synthesis and antimalarial activity. *Bioorg. Med. Chem.*, 2003, 11, 4363-4368
- [5] D.S. Hedao, M.M. Kalaskar and M.P. Wadekar, Refractometric study of substituted-2,3-dihydroquinazolin-4(1H)-ones in different binary mixture. *Der Chemica Sinica*, 2015, 6(6), 7-14
- [6] B. Arun and M. Nikumbh, *Int. J. Tech. Res. Appli.*, 2014, 2(6), 116
- [7] P. Khadse, A.S. Chandami and M.P. Wadekar, *Int. J. Chem. Phys. Sci.*, 2015, 4, 1369 .
- [8] D.F. Charles , *Medas P.F. Ana. Chem.*, 1955 27(3), 373.
- [9] K. Zirk; H. Poetschke, A refractometry-based glucose analysis of body fluids, *Med. Eng. Phys*, 2007, 29(4), 449 -458.
- [10] S. Wagh, Ph. D. Thesis in Chemistry, Amravati University, Amravati, 2004.
- [11] R. Anandhi and P. Krishnamurthi, Dielectric and refractive index studies of phenols in carbon tetrachloride, benzene and acetone through excess parameter, *J. Chem. Pharm. Res.*, 2014 ,6(2) ,353- 358
- [12] R.R. Tayade, M.M. Kalaskar and M.M. Wadekar, *Der Chemica Sinica*, 2014, 5(5), 12.
- [13] N.H. Ansari, A. Trivedi, D.Sharma and P. Chandra, Refractometric studies on molecular interactions in six binary liquid mixtures, *Open J. Phy., Chem.*, 2014 ,4, 1-5.
- [14] P.P. Choudhari, D.S. Hedao and M.P. Wadekar, *J. Chem. Bio. and Phy. Sci.*, 2016 ,7 (1), 28
- [15] M. Joseph, J. Ignatius, *Int. J. Pure and Applied Physics*, 2017, 13 (1), 167.
- [16] M.A. Kira, M.O. Abdal-Raeman and K.Z. Gadalla, *Tetrahydron letter*, 1969, 2, 109.
- [17] W. Heller, Remarks on refractive index mixture rules, *The Journal of Physical Chemistry* 1965, 69 (4), 1123-1129.
- [18] M.P. Wadekar, A.S. Shirao and R.R. Tayade , Effect of change in concentration of solute and solvent on molar refraction and polarizability constant of some thiopyrimidine derivatives, *Der Pharma Chemica*, 2014, 6(6), 90-96.
- [19] V.R. Karanth and D.K. Bhat, Volumetric, acoustic, and refractometric study of cyclic alanylalanine in aqueous cobalt chloride solutions attemperatures, *J. Chem. Eng. Data*, 2013 58, 271-278.
- [20] S.S. Dhondge, Density, speed of sound, and refractive index of aqueous binary mixtures of some glycol ethers, *J. Chem. Eng. Data*, 2010 55, 3962-3968.
- [21] B.N. Solomonov, M. A. Varfolomeev, R.N. Nagrimanov ,
- [22] V.B. Novikov, Enthalpies of vaporization and sublimation of the halogen-substituted aromatic hydrocarbons at 298.15 k: application of solution calorimetry approach , *J. Chem. Eng. Data*, 2015 60(3), 748-761.
- [23] J. Wang , X.Q. Xie, T. Hou, X. Xu, *J. Phys. Chem.*, 2007, 111(20), 4443.
- [24] A.S. Burghate, P.B. Agrawal, S.W. Quazi, Study of molar refraction and polarizability constant of 2'-hydroxy-5'-methyl-4-methoxy chalcone in different percentage of acetone-water mixture, *asian j. chem.*, 2001, 13(4), 1652.



10.22214/IJRASET



45.98



IMPACT FACTOR:
7.129



IMPACT FACTOR:
7.429



INTERNATIONAL JOURNAL FOR RESEARCH

IN APPLIED SCIENCE & ENGINEERING TECHNOLOGY

Call : 08813907089  (24*7 Support on Whatsapp)