



# IJRASET

International Journal For Research in  
Applied Science and Engineering Technology



---

# INTERNATIONAL JOURNAL FOR RESEARCH

IN APPLIED SCIENCE & ENGINEERING TECHNOLOGY

---

**Volume: 5      Issue: XII      Month of publication: December 2017**

**DOI:**

**[www.ijraset.com](http://www.ijraset.com)**

**Call:  08813907089**

**E-mail ID: [ijraset@gmail.com](mailto:ijraset@gmail.com)**

# Quinazoline derivatives: Synthesis, and Anticancer Activity of New Derivatives against MCF-7 Cells

Soni Yadav<sup>1</sup>, Vandana Saxena<sup>2</sup>

<sup>1,2</sup>Department of Applied Sciences, IIMT College of Engineering Greater Noida

**Abstract:** This review summarizes the recent advances in the synthesis and biological activities investigations of quinazoline derivatives. According to the main method the authors adopted in their research design, those synthetic methods were divided into five main relegations, including Aza-reaction, Microwave-availed reaction, Metal-mediated reaction, Ultrasound-promoted reaction and Phase-transfer catalysis reaction. The biological activities of the synthesized quinazoline derivatives withal are discussed.

**Keywords:** Quinazoline, responsive oxygen species (ROS), Catalyzed palladium coupling reaction, EGFR quinazoline

## I. INTRODUCTION

Quinazoline nucleus is a fascinating molecule among the most consequential classes of aromatic bicyclic compounds with two nitrogen atoms in their structure. It is consisting of aromatic benzopyrimidine system composed of two fused six member simple aromatic rings benzene and pyrimidine ring. Fig 1.

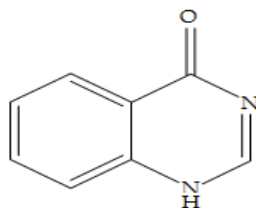


Figure 1: Quinazolin-4-one.

Recently, many efforts have been focused by chemists on the modification of quinazoline ring for development of pharmaceutical and clinical compounds [2]. A brief survey about biological consequentiality of quinazoline and their derivatives revealed that a sizably voluminous number of publications commenced to appear after 1960s. Most of quinazoline derivatives which have been identified consist of wide range of biological and pharmaceutical activities such as anticancer [3], antioxidant [4], antiviral [5], anticonvulsant [6], anti-inflammatory [7], antitubercular [8], anti-HIV [9], analgesic [10], and antimicrobial [11]. In addition, several studies have been conducted to evaluate the pharmacokinetics and toxicity of incipient quinazoline-predicated compounds in different animal model to prove the safe nature of their synthesized compounds [12, 13].

Cancer still is a major threat to human beings around the world. Among all diagnosed cancers, breast cancer is the second leading cause of death in women which is diagnosed in nearby 30% of all women in the Coalesced States [14, 15]. Mundane cell typically dies through apoptosis which regulate cell proliferation and revilement of aberrant cells; however; in tumor cells, apoptosis is smothered and required to be activated which is a key factor in territory of anticancer medication improvement [16]. Among all objectives of malignancy explore, responsive oxygen species (ROS) assume a vital part in anticancer medication look into. Since, age of unreasonable ROS will bring about bother of the mitochondrial film potential and arrival of cytochrome c from mitochondria into the cytosol and thusly actuates caspase-9 articulation taken after by actuation of killer caspases including caspases-3 and -7 which incite execution period of apoptosis [17]. Besides, actuation of caspase-8 is firmly included in extraneous flagging pathway of apoptosis [18] which related with restraint of NF- $\kappa$  B translocation [19]. On the off chance that the movement of this factor is blocked, tumor cells can experience Apoptosis [20].

Medicinal chemists synthesized a variety of quinazoline compounds with different biological activities by installing sundry active groups to the quinazoline moiety utilizing developing synthetic methods. And the potential applications of the quinazoline derivatives in fields of biology, pesticides

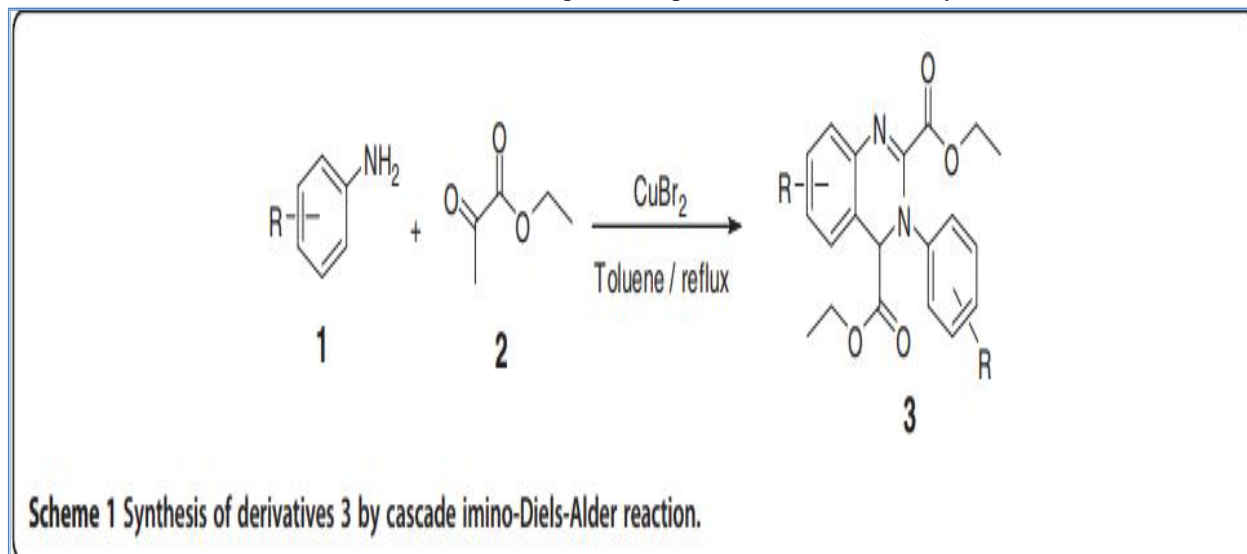
And medicines have withal been explored. This review summarized the representative synthetic methods, either traditional or novel, and categorized them into five main

Relegations, including Aza-reaction, Microwave-availed reaction, Metal-catalyzed reaction, Ultrasound-promoted reaction and Phase-transfer catalysis. Besides, three other kinds of reactions were additionally listed out, which were either

Designed as supplementary methods in most experiments or utilized as the main methods in some researches, including Oxidative cyclization, Reagent refluxing and One-pot synthesis. In integration, the bioactivity researches of quinazoline derivatives were additionally discussed in order to provide valuable reference for the future synthesis and biological investigation of these compounds. In spite of the fact that the current anticancer quinazoline-based operators have shown extraordinary clinical advantages in growth Treatment [21], despite everything we have to build up better anticancer specialists from quinzoline derivatives with least antagonistic symptoms [22] that gives considerably more want to humankind. We are especially inspired by the present work to developed potential anticancer specialists against bosom malignancy cell line and screen for their conceivable instrument either inherent or outward mitochondrial pathway. In this way, we explored anticancer capability of 3-(5-bromo-2-hydroxybenzylideneamino)-2-(5-bromo-2-hydroxyphenyl)-2,3 dihydroquinazoline-4(1H)- one (1) and 3-(5-bromo-2-hydroxy-3-methoxybenzylideneamino)-2-(5-bromo-2-hydroxy-3-methoxyphenyl)-2,3 dihydroquinazoline-4(1H)- one(2). Thus, included instrument of apoptosis for the mixes was altogether inspected.

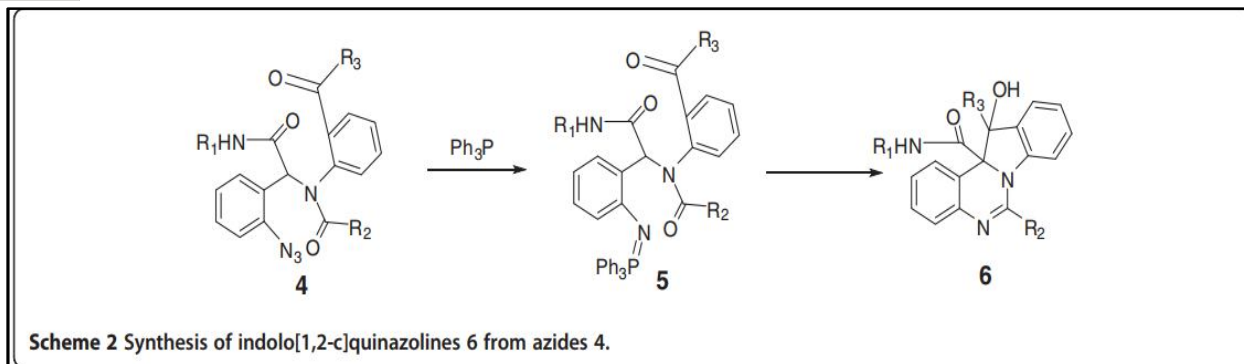
#### A. Review Synthetic Method

1) *Aza-reaction*: Aza-Diels-Alder reaction Imino-Diels-Alder reaction [21] containing the coupling of imine and electron-rich alkene bit by bit turned into an effective device for the amalgamation of quinazoline subsidiaries [22]. In Povarov-imino-Diels Alder reaction, aniline and ethyl glyoxalate were picked as substrates. Furthermore, two atoms of  $\alpha$ -monoesters, which were got from the buildup of aniline and ethyl glyoxalate, were speculated to shape the immediate added substance item. Course Imino-Diels-Alder reaction directed by Chen et al. [23] was reached out from the Povarov Imino Diels-Alder reaction. In this examination, scientists chosed an indistinguishable substrates from in the Povarov Imino-Diels-Alder reaction, and embraced different sorts of Lewis corrosive as impetuses, at that point the reagents were refluxed in toluene for one day, lastly created quinazolinederivatives 3.  $\text{CuBr}_2$  was resolved as the improved impetus with most elevated yields (Scheme 1)

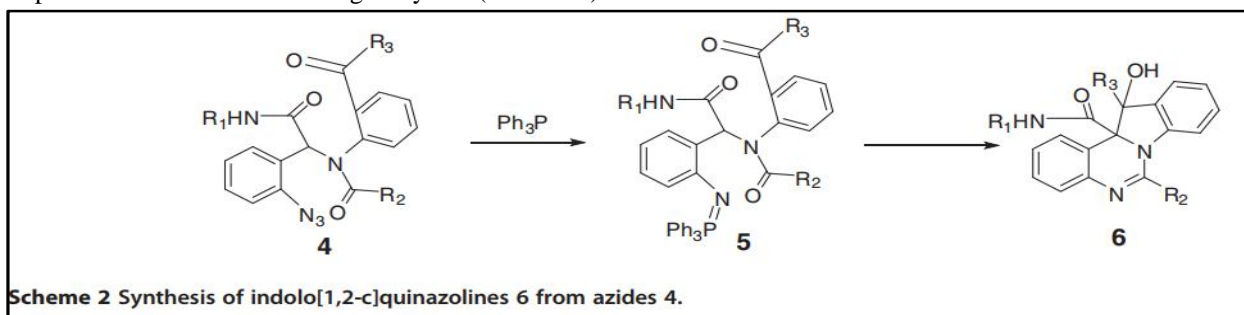


#### B. Aza-Wittig reaction

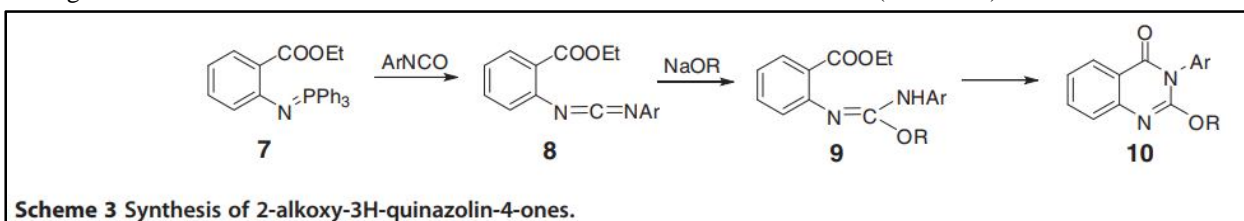
Aza-Wittig reaction, which for the most part goes before in course with simple operation under gentle reaction conditions, is broadly utilized as a part of the combination of Nheterocycles[24]. He et al. announced a sort of couple Staudinger– Aza-Wittig– Nucleophilic expansion reaction to incorporate indolo[1,2-c]quinazolines as of late [25]. The fundamental manufactured methodology of this exploration was utilizing azides 4 and triphenylphosphine to respond in toluene for 2 h at room temperature, and after that warming at reflux for 6– 24 h. Results demonstrated that the nitrogen development through the Staudinger reaction stopped amid the underlying 2 h, and shockingly created the last item indolo[1,2-c]quinazolines 6 specifically from the reaction blend (Scheme 2).



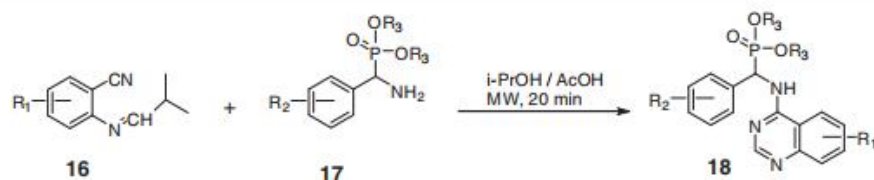
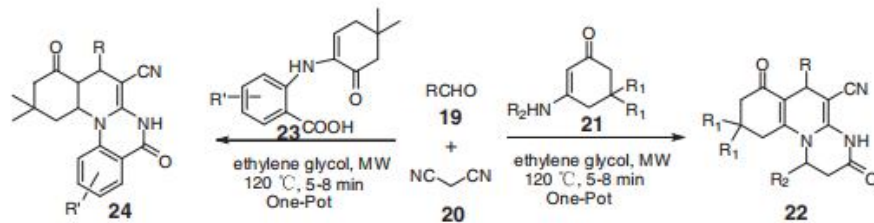
A manufactured strategy for 2-alkoxy-3H-quinazolin-4-ones was accounted for by Ding et al. in 2004 [26]. In this investigation, twelve novel 2-alkoxy-3H-quinazolin-4-ones were combined from carbodiimide 8, which was gotten from aza-Wittig reaction of iminophosphorane 7 with sweet-smelling isocyanate (Scheme 3).



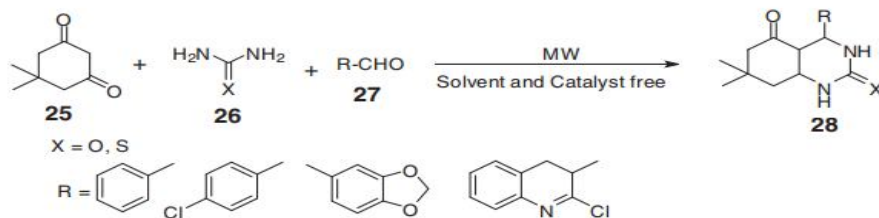
Sophie Barthelme et al. connected perfluoroalkyl-labeled triphenylphosphine in a fluoruous biphasic framework for the Amalgamation of 3H-quinazolin-4-ones by aza-Wittig reaction [27]. Mixes, for example, Sort 11 were received as substrates to respond quantitatively with per fluoro-labeled phosphine 12 to acquire iminophosphoranes 13. At that point these intermediates changed over straightforwardly into the coveted quinazoline subsidiaries through intramolecular aza-Wittig reaction. The reaction were gone before in toluene as dissolvable and trifluorotoluene as co-dissolvable (Scheme 4).



After the reaction, wanted items 15 were isolated through strong extraction on fluoruous turned around stage silica gel, for that the unreacted iminophosphoranes 13 what's more, phosphane oxide 14 would leave the perfluoro tag on silica gel, consequently influence the items to be washed off viably. Along these lines, it was made feasible for straightforward isolation of quinazolin-4-ones even with unquantitative cyclization reaction. Microwave-assisted synthesis Compared to traditional heating methods, microwave heating could expand reaction range as well as shorten the reaction time from a few days or hours to a few minutes. Along these lines, when connected in fields of natural amalgamation, pharmaceutical science and high-throughput science, microwave warming shows more noteworthy favorable position than customary warming techniques [28-31]. Luo et al. revealed the primary microwave-helped blend of new quinazolinederivates containing  $\alpha$ -aminophosphonate [32]. In their technique, N'-(substituted-2-cyanophenyl)-N,N-dimethyl-formamide subsidiaries and dialkyl amino (phenyl) were received as the crude materials to respond in 4:1 volume proportion of isopropanol to acidic corrosive dissolvable for 20 min under microwave light (100°C, 100 psi), and acquired twenty-four quinazoline mixes 18, two of which had comparative action as business reagent Ningnanmycin (Scheme 5).


**Scheme 5** Synthesis of quinazoline compounds containing  $\alpha$ -aminophosphonate.

**Scheme 6** Microwave-assisted one-pot synthesis of quinazoline compounds.

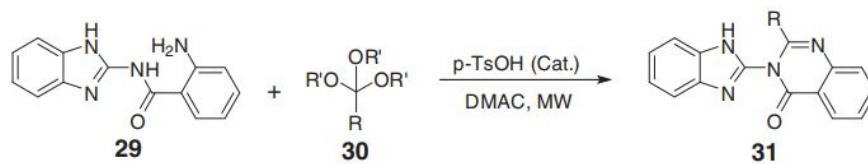
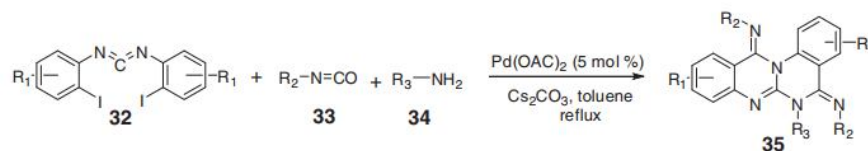
Tu et al. uncovered a fast, one-pot, microwave-helped amalgamation of poly substituentimidazo[1,2-a]quinoline, pyrimido [1,2-a]quinoline and quinolino[1,2-a]quinazoline auxiliaries [33]. They examined the perfect reagent, volume and warming temperature by testing various reagents under particular reaction time and temperature. By then under the perfect conditions (2.0 mL glycol and 120°C), several aldehydes were autonomously reacted with various enaminones what's more, malononitrile to get unmistakable things (Scheme 6). In the fabricated research drove by Kidwai et al. [34], the target blends quinazoline backups 28 were gained by warming an equimolar measure of aldehyde 25, 5,5-dimethyl-1,3-cyclohexanedione (dimedone) 26 and urea/thiourea 27 under microwave light in the nonappearance of dissolvable and catalyst (Scheme 7).


**Scheme 7** Solvent-catalyst-free microwave-assisted synthesis of quinazolines.

Hazarkhani et al. grasped isatoic anhydride and 2-aminobenzimidazole as the unrefined materials, DMAC as dissolvable in their starting investigation and got 2-amino-N-(1-H-benzimidazol-2-yl) benzamide under microwave light [35]. By then they found that this novel amide has three nucleophilic goals to merge with different electrophilic blends, which influenced it to fitting for the union of different quinazolinone based targets, and was associated in the going with union. Amides (5 mmol), triethylortho for mate (7.5 mmol), p-toluenesulfonic destructive (0.25 mmol) and DMAC (1–2 ml) were mixed in a tall measuring utensil secured with stemless pipe, besides, warmed for 4 min under 600 w microwave control separated and recrystallized with 95% ethanol to acquire unadulterated item 3-benzimidazolyl-4(3H)-quinazolinone (31) with a yield of 94% (Scheme 8).

### C. Metal-mediated reaction

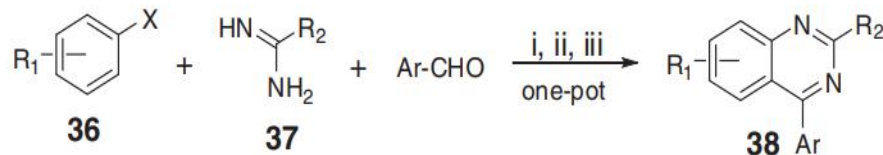
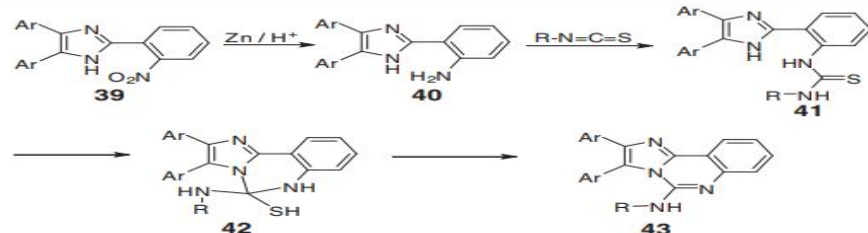
1) *Catalyzed-Palladium reaction*: Catalyzed palladium coupling reaction, which plays an essential part in the pharmaceutical business, is broadly connected in substance blend industry and research centers as a proficient strategy for the arrangement of C-C and C-heteroatom security. Qiu et al. decided the ideal conditions for the catalyzed palladium three-part blend of quinazolino[3,2-a]quinazolines as takes after: amine (3.0 equiv), isocyanide (3.0 equiv), carbodiimide (0.2 mmol), Pd(OAc)<sub>2</sub> (5 mol%) and Cs<sub>2</sub>CO<sub>3</sub> (3.0 equiv) in 3.0 ml toluene (Scheme 9) [36]. McGowan et al. built up a catalyzed palladium one pot union of quinazoline derivatives [37]. The reaction was appeared in Scheme 10.

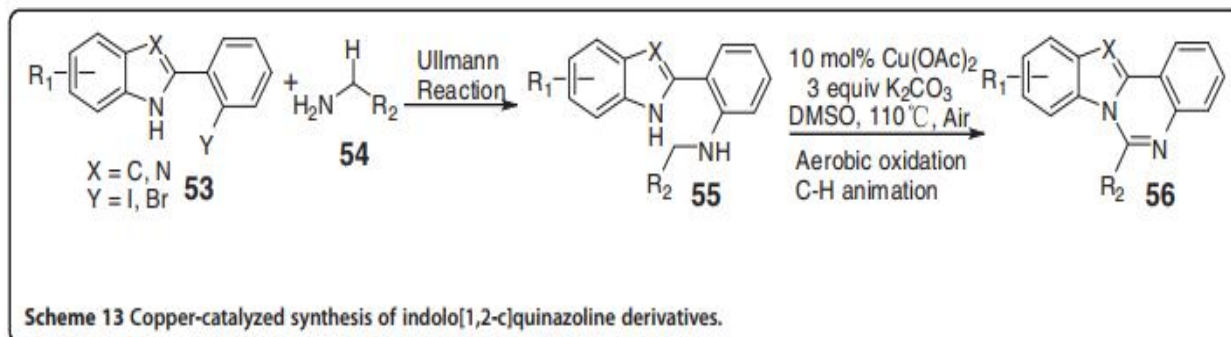
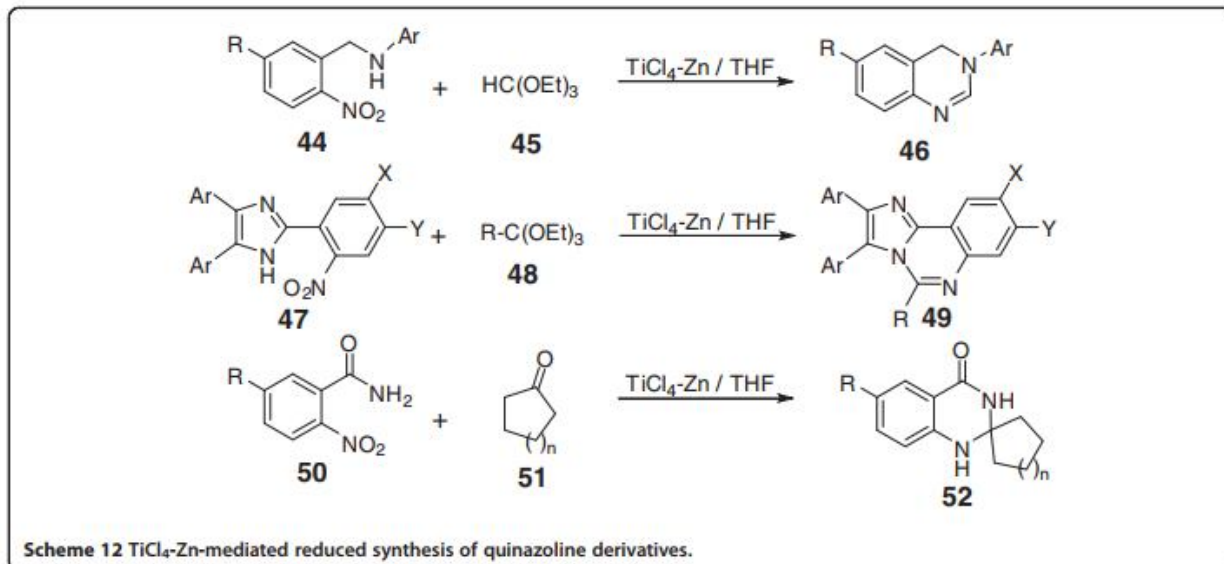

**Scheme 8** Synthesis of 3-benzimidazolyl-4(3H)-quinazolinones.

**Scheme 9** Synthesis of quinazolino[3,2-a]quinazolines.

Zinc-decreased combination Zinc is the principal competent metal found to take an interest in water-stage Barbier reaction. It could catalyze the allylation of carbonyl and carbonyl mixes and take an interest in the benzylation of carbonyl and some unique alkylation. Aside from taking an interest in the carbon-oxygen twofold bond Barbier reaction, Zinc could likewise be connected to carbon-nitrogen twofold

Bond Barbier reaction, for example, the allylation of imine and  $\alpha$ -amino aldehyde. To put it plainly, Zinc could steadily exist in water stage with generally solid action. Dynamic zinc gotten from ultrasonic-electrical strategy could even enhance the reaction productivity by more than three times. In spite of the fact that it frequently causes a couple of reactions, the cost-adequacy and low-harmfulness of zinc made it a decent impetus for natural lessening and engineered reaction. In the manufactured research of imidazo[1,2-c]quinazoline subsidiaries outlined by Shi et al. [38], 2-(2-nitrophenyl)-1H-imidazoles 39 was lessened by Zn/H<sup>+</sup> to 2-(2-aminophenyl)-1H-imidazoles 40, which at that point responded

With isothiocyanates to get middle of the road 41. Cyclization of compound 41 by nucleophilic assault of the nitrogen iotas on C = S aggregate was bear the cost of the intermediates 42. At long last, the coveted items 43 were gotten from 42 by losing of H<sub>2</sub>S (Scheme 11). Low-valent titanium reagents, which excited an expanding worry in the field of natural blend, could successfully enhance the coupling of carbonyl mixes [39]. An engineered strategy helped by low-valent titanium reagent was detailed by a similar gathering said above [40]. In this combination, a progression of quinazoline subsidiaries were managed by embracing anhydrous THF as dissolvable and the TiCl<sub>4</sub>-Zn framework as decreasing operator. A few agent engineered courses were chosen, which were appeared in Scheme 12.


**Scheme 10** Palladium-catalyzed one-pot synthesis of quinazolines.

**Scheme 11** Synthesis of imidazo[1,2-c]quinazoline derivatives.

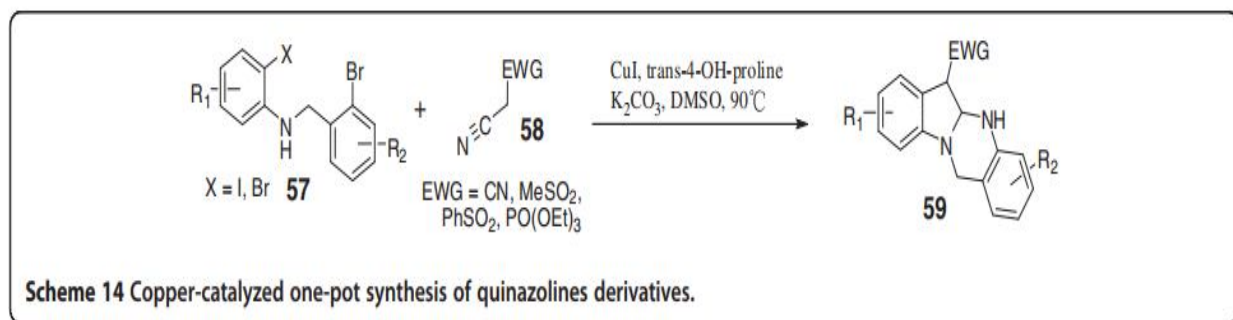


#### D. Copper-catalyzed reaction

Aryl ether, alkyl ether, aryl amine, alkyl amine, aryl sulfide, alkyl sulfide, and so forth., which are on the whole essential basic pieces in many chemical particles, have a critical requirement for better manufactured techniques. Established copper-catalyzed Ullmann reaction has been generally considered because of its huge part in this respect. It raised consideration from numerous scientists and ended up plainly one of the point of convergence in natural science investigate as of late. Sang et al. revealed a copper catalyzed successive Ullmann N-arylation and oxygen consuming oxidative C-H amination for the helpful union of indolo[1,2-c]quinazoline subsidiaries [41]. In their examination, 2-(2-halophenyl)-1H-indoles and (aryl)methanamines were received as crude materials to create relating Schiff base by means of Ullmann reaction. At that point gas as oxidant, 3 equiv  $\text{K}_2\text{CO}_3$  as base, DMSO as dissolvable and 10 mol%  $\text{Cu}(\text{OAc})_2$  as impetus were uncovered as the ideal conditions, to direct oxygen consuming oxidative C-H animation under  $110^\circ\text{C}$  (Scheme 13). Jiang et al. likewise revealed a copper-catalyzed one-pot combination of 5,12-dihydroindolo[2,1-b]quinazolines [42]. The best states of impetus, ligand, base and dissolvable were resolved as 10 mol% of  $\text{CuI}$ , 20 mol% of trans-4-hydroxyl-L-proline, 3.0 equiv of  $\text{K}_2\text{CO}_3$ , DMSO also,  $90^\circ\text{C}$ , separately. N-(2-bromobenzyl)-2-iodoaniline (57) and malononitrile (58) were embraced as the crude materials to manage the cost of wanted compound 59 through copper catalyzed intramolecular C-N coupling reaction (Scheme 14). A two-advance reactant blend of 2-substituted-1,2,3,4-tetrahydroquinazolinones was explored by Kundu et al. [43], including the palladium-copper co-catalyzed C-arylation of terminal alkynes and copper-catalyzed cyclization of disubstituted alkynes. As a matter of first importance, 2-(N-alkyl-N-prop-2'-ynyl)amino-N'-p-tosylbenzamide what's more, aryl iodides were embraced as the crude materials to respond in nearness of 5 equiv of  $\text{Et}_3\text{N}$  for 16 h, catalyzed by 2.5 mol%  $(\text{Ph}_3\text{P})_2\text{PdCl}_2$  and 5 mol%  $\text{CuI}$ , to produce an arrangement of disubstituted alkynes. At that point the items were cyclized within the sight of  $\text{CuI}$  (30 mol%),  $\text{K}_2\text{CO}_3$  (2.5 equiv) and  $\text{Bu}_4\text{NBr}$  (1 equiv) at  $80^\circ\text{C}$  for 16-24 h in  $\text{CH}_3\text{CN}$  to bear the cost of the coveted items 1-methyl(benzyl)-(E)-2-(2-arylvinyl)-3-p-tosyl-1,2,3,4-tetrahydroquinazolin-4-one with high return. The structures of got mixes were appeared in Figure 1.

### E. Ultrasound-promoted synthesis

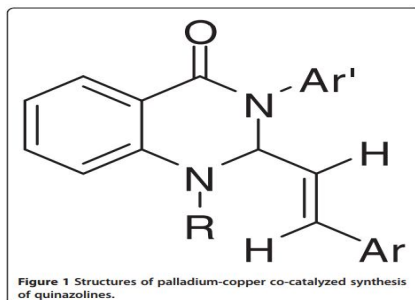
Copper-catalyzed reaction Aryl ether, alkyl ether, aryl amine, alkyl amine, aryl sulfide, alkyl sulfide, and so forth. which are on the whole essential basic pieces in many chemical particles, have a critical requirement for better manufactured techniques. Established copper-catalyzed Ullmann reaction has been generally considered because of its huge part in this respect. It raised consideration from numerous scientists and ended up plainly one of the point of convergence in natural science investigate as of late. Sang et al. revealed a copper catalyzed successive Ullmann N-arylation and oxygen consuming oxidative C-H amination for the helpful union of indolo[1,2-c]quinazoline subsidiaries [41]. In their examination, 2-(2-halophenyl)- 1H-indoles and (aryl)methanamines were received as crude materials to create relating Schiff base by means of Ullmann reaction. At that point gas as oxidant, 3 equiv  $K_2CO_3$  as base, DMSO as dissolvable and 10 mol%  $Cu(OAc)_2$  as impetus were uncovered as the ideal conditions, to direct oxygen consuming oxidative C-H amination under  $110^\circ C$  (Plan 13). Jiang et al. likewise revealed a copper-catalyzed one-pot combination of 5,12-dihydroindolo[2,1-b]quinazolines [42]. The best states of impetus, ligand, base and dissolvable were resolved as 10 mol% of  $CuI$ , 20 mol% of trans-4-hydroxyl-L-proline, 3.0 equiv of  $K_2CO_3$ , DMSO also,  $90^\circ C$ , separately. N-(2-bromobenzyl)- 2-iodoaniline (57) and malononitrile (58) were embraced as the crude materials to manage the cost of wanted compound 59 through copper catalyzed intermolecular C-N coupling reaction (Scheme 14). A two-advance reactant blend of 2-substituted-1,2,3,4-tetrahydroquinazolinones was explored by Kundu et al. [43], including the palladium-copper co-catalyzed C-arylation of terminal alkynes and copper-catalyzed cyclization of disubstituted alkynes. As a matter of first importance, 2-(N-Alkyl-N-prop-2'-ynyl)amino-N'- p-tosylbenzamides what's more, aryl iodides were embraced as the crude materials to respond in nearness of 5 equiv of  $Et_3N$  for 16 h, catalyzed by 2.5 mol%  $(Ph_3P)_2PhCl_2$  and 5 mol%  $CuI$ , to produce a arrangement of disubstituted alkynes. At that point the items were cyclized within the sight of  $CuI$  (30 mol%),  $K_2CO_3$  (2.5 equiv) and  $Bu_4NBr$  (1 equiv) at  $80^\circ C$  for 16-24 h in  $CH_3CN$  to bear the cost of the coveted items 1-methyl(benzyl)- (E)- 2- (2-arylvinyl)- 3-p-tosyl-1,2,3,4-tetrahydroquinazoline-4-ones with high return. The structures of got mixes were appeared in Figure 1.



### F. Phase-transfer catalysis

Phase-transfer catalysis (PTC) is thought to be one of the promising techniques in natural blend of strength chemicals. The past 20 years sees a relentless augmentation in articles and licenses managing PTC themes furthermore, their applications. As of now, instead of be just utilized as a part of substitution responses, PTC is generally connected in polymer science, heterocyclic science, organometallic amalgamation, agrochemicals, colors, flavors, flavors, and pharmaceutical innovation [49-51]. In the engineered look into directed by A. Kh. Khalil [52], the ideal conditions were resolved as takes after: Dioxane/anhydrous potassium carbonate be set as fluid/strong stages and TBAB be set as impetus. The 2-mercaptoquinazolin-4(3H)- one (65) was blended viably with haloorganic reagents under ideal conditions at  $25^\circ C$  for 2-4 h. At that point in the accompanying tests, compound 65 was dealt with individually with ethyl bromide, allyl bromide, bromoacetyl acetone, and diethyl malonate bromide by molar proportion of 1:3, and managed an arrangement of quinazolinoderivatives by means of S-monoalkylation. While medicines with a few different mixes, including methyl iodide, benzyl bromide,  $\omega$ -bromo-4-methoxyacetophenone, ethyl bromoacetate, and chloroacetyl chloride could manage items 66 through a concurrent S-and N-dialkylation (Plan 16). Yao et al. planned an examination to bring bromine into the dynamic structure of quinazoline sulfide [53]. Anthranilic corrosive was embraced as the beginning material to create a progression of 6-bromo-4-alkylthioquinazoline mixes 74 by means of stage exchange catalysis through an arrangement of response, including acylation, bromination, hydrolysis, ring development, vulcanization and thioether substitution (Plan 17). Aside from the five engineered strategies recorded previously, a few different strategies could likewise be utilized as primary inquiring about strategies in some circumstance, while the greater part of the time, they were set as helper strategies or important strategies in exploratory plan. Here, a few illustrations of such strategies were recorded.





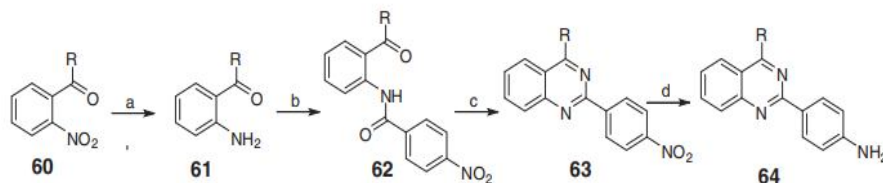
### G. Oxidative cyclization

A three-advance combination of mono- and bis-indolo[1,2-c] quinazolines was accounted for by Rohini et al. in 2010 [7]. In this exploration, the key indole antecedent A was got from Fischer indole cyclization. Also, the comparing halfway mono and bis-2-(o-arylideneaminophenyl)

indole, acquired from indole forerunner An, at that point was put on oxidative cyclization with powdered  $\text{KMnO}_4$  in  $\text{CH}_3\text{CO}$  to manage the cost of the coveted items mono and bis-indolo [1,2-c]quinazoline. In 2009, they additionally detailed another union of mono and bis-6-arylbenzimidazo[1,2-c]quinazolines from relating 2-O-arylideneaminophenylbenzimidazoles by oxidative cyclization [54].

### H. Reagent refluxing

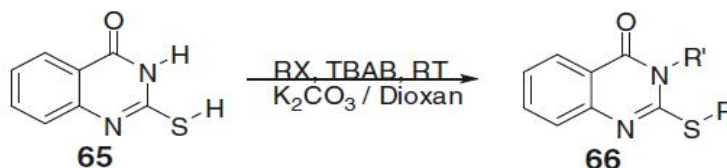
Chandrika et al. integrated wanted items from the moderate acquired from reagent refluxing [12]. In the union of tri-substituted items triazolo[4,3-a]-quinazolin-7-ones by Pandey et al. [55], the relating Schiff base was acquired from refluxing of enter moderate with isatin in methanol, which at that point cyclodehydrated to the items in concentrated sulfuric corrosive. Beside these two examines, in a few other manufactured examines [5,34,56], the intermediates or, then again items were likewise gotten from refluxing of crude materials or intermediates in dissolvable.



Scheme 15 Ultrasound-assisted four-step synthesis of novel quinazoline derivatives.

### One-pot union

Keeping in mind the end goal to make the manufactured strategies more helpful, numerous analysts slowly have a tendency to incorporate one-pot combination into their blend examinations. Such as microwave-helped blend detailed by Tu et al. [33], Copper-catalyzed domino combination detailed by Jiang et al. [42], Palladium-catalyzed response detailed by McGowan et al. [37] and Zinc-diminished blend detailed by Shi et al. [38]. These detailed techniques were consolidated with one-pot combination.



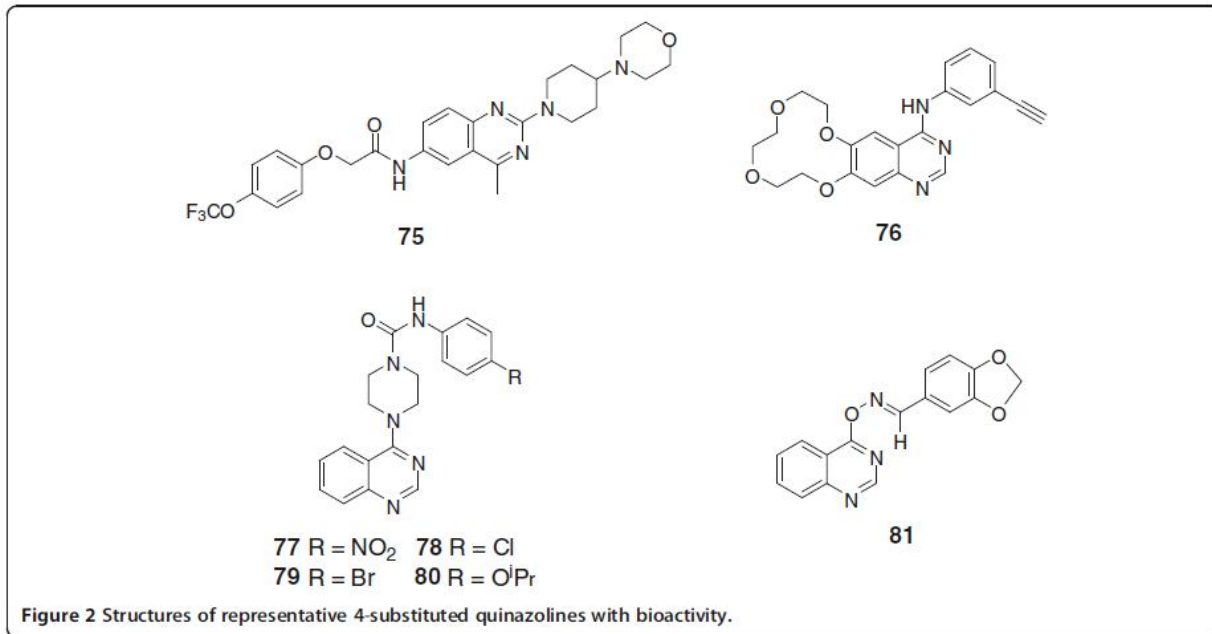
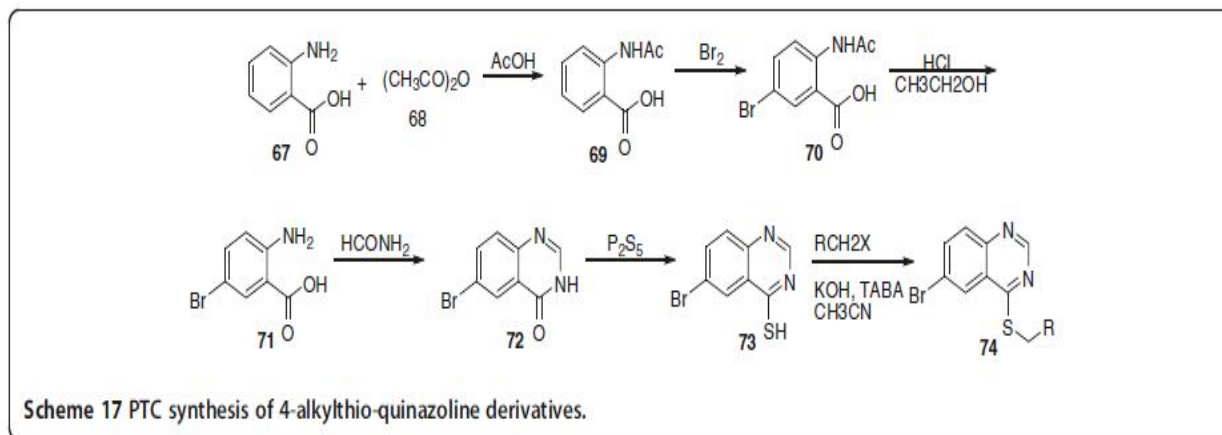
Scheme 16 PTC synthesis of alkylation quinazoline derivatives.

### I. Bioactivity research

#### 1) 4-position substituted quinazoline compounds

a) Melanin-concentrating hormone receptor 1 antagonists: MCHR1 irritating quinazolin derivatives are demonstrated to have

particular against stoutness action. Sasmal et al. examined the potential hostile to stoutness action of quinazolinederivatives, which were resolved as MCHR1 opponents [18]. A progression of mixes were gotten by the change of substituent gatherings, including 4-propyl-quinazolinone, 4- pyrrolidin-quinazolinone, 4-hydroxypiperidine-quinazoline, 4-pyrrolidin-quinazoline, 4-morpholinyl-quinazoline, and so forth. Right off the bat, the metabolic steadiness in blood and solvency of these mixes were examined. At that point, their hostile to heftiness properties were tried. 4-Morpholinyl-quinazoline (75, Figure 2) demonstrated great oral PK profile and was picked as a model particle used to test its impact in DIO C57BL/6 J mice. Also, the tried mice came to a self-evident weight decrease of 12% in the fourteenth day, by oral organization of that compound (30 mg/kg, b.i.d.). The outcomes appeared, the delegate compound 4-morpholinylquinazoline claimed a conspicuous against stoutness movement. In any case, it was likewise brought up that the compound was in need of further change of security in plasma related to the oxymethylene linker. Besides, there are various other quinazoline subsidiaries that likewise have great inhibitory movement for MCHR1, including 4-amino-2-cyclohexyl aminoquinazoline, 4-dimethylamino quinazoline and so forth.



The outcomes appeared, the delegate compound 4-morpholinylquinazoline claimed a conspicuous against stoutness movement. In any case, it was likewise brought up that the compound was in need of further change of security in plasma related to the oxymethylenelinker. Besides, there are various other quinazoline subsidiaries that likewise have great inhibitory movement for MCHR1, including 4-amino-2-cyclohexyl aminoquinazoline, 4-dimethylamino quinazolineand so forth. Among these mixes, which fill in as MCHR1 rivals, some N-substituted amino quinazoline mixes show high IC<sub>50</sub> esteems because of their great partiality for human MCHR1, including ATC0065 and ATC0175 [57-59].

#### J. Epidermal growth factor receptor tyrosine kinase inhibitors

Looks into propose that EGFR tyrosine kinase repressing quinazoline subsidiaries have huge hostile to tumor movement. 4-Anilinoquinazoline demonstrated a powerful and exceedingly particular hindrance for EGFR tyrosine kinase through ATP-focused restricting instrument [60-66]. Furthermore, quinazoline subsidiaries with aliphatic branch at 4- position of quinazoline center have direct inhibitory action for cyclin-subordinate kinase [67]. Chandregowda et al. combined novel 4-anilinoquinazolines also, assessed their hostile to disease action [1]. The new outcomes demonstrated that quinazoline subordinates with alkylthiobenzothiazole side chain in 6-position and electron pulling back gathering substituted in 4-anilino contain better organic exercises. Of late, amalgamation and action investigate on 4- anilinoquinazolines and in addition expanded inquires about on inhibitory action of anilinoquinazolines for EGFR are announced constantly [68]. For case, Hu et al. outlined and orchestrated a few crown ether melded anilinoquinazoline analogs, joined with EGFR kinase in vitro test and EGFR interceded intracellular phosphorylation test [69]. IC50 estimations of these mixes run from 2 nM to 150 nM. The outcomes showed that substituent of ethynyl at meta-position or, on the other hand halogen on the 7-anilino were attractive for high intensity. What's more, among the items, compound 76 (Figure 2) communicated high protection for EGFR and powerful selectivity for kinases Abl and Arg, and demonstrated great pharmacokinetic properties in preclinical assessment. Also, it restrained the development of numerous human strong tumor xenografts in a measurements subordinate way (range 50– 100 mg/kg).

Acrolein amine quinazolines substituted on the 6- position could irreversibly tie with intracellular ATP restricting area of EGFR [70, 71]. 6-Substituted-4-anilino quinazolines with irreversible restricting property with EGFR were incorporated by Vasdev et al., beginning from [18 F] fluoroanilines [3]. There are some different looks into going for supplanting 4-anilino with different substituents [72-74], for example, thiosemicarbazide, which has an assortment of natural profiles, including hostile to tumor, against parasites, hostile to bacterial, against aggravation and hostile to infection. In this manner it goes about as an effective pharmacophore in sedate plan. Keeping in mind the end goal to discover novel quinazoline mixes with same chemical destinations as 4-anilinoquinazoline, a progression of 4-thiosemicarbazide quinazolines were combined by He et al. [75], and their against malignancy exercises were assessed utilizing 5 human disease cell lines with 5-FU as reference. Preparatory comes about demonstrated that some created mixes displayed better inhibitory action against these 5 human malignancy cell lines than 5-FU. Structure-action relationship comes about demonstrated that mixes with un substituted quinazoline ring and benzene ring or chloro/fluoro substituted benzene ring were demonstrated to have higher hostile to malignancy action.

#### K. Platelet-derived growth factor receptor phosphorylation Inhibitors

Cell multiplication instigated by abnormal platelet-determined development factor receptor (PDGFR) will prompt an assortment of proliferative maladies, for example, atherosclerosis, restenosis following PTCA, glomerulonephritis, glomerulosclerosis, liver cirrhosis, aspiratory fibrosis, and tumor [76-86]. PDGFR phosphorylation inhibitors are potential medications for these proliferative maladies [87]. Matsuno et al. acquired a progression of mixes containing 4-piperazinyl substituted quinazoline center from screening of PDGFR phosphorylation inhibitors [87]. KN1022 was received as the model inhibitor in structure-movement relationship investigation, and the 4- nitrobenzene urea moiety was considered, which showed that mixes with substitution on 4- position of benzene ring worked best, however movement would be decreased with more than two substituent's on benzene ring. In their exploration, a few KN1022 (77) (Figure 2) subordinates with great movement were gotten, including 4-(4-methylphenoxy) phenyl, 4-tert-butylphenyl and 4- phenoxyphenyl. In vivo tests were led by oral organization of these three mixes (30 mg/kg, twice every day) to SD rats. 4-chlorophenyl (78), 4-bromophenyl (79), and 4-isopropoxyphenyl (80) (Figure 2) analogs were then demonstrated to have evident inhibitory action against neointima development in the carotid vein of the expand catheter de-endothelialized vessel in the rats.

#### L. Germicide

Li et a. incorporated and naturally assessed an arrangement of 4-quinazoline oxime ether mixes in reason for finding novel acaricides [11]. Mixes acquired in this examination were demonstrated to have diverse degrees of concealment for phytovirus TMV, among which compound 81 (Figure 2) indicated intense in vivo and in vitro action against TMV, 65% and 61% separately. What's more, bioassays demonstrated that compound 81 additionally showed great inhibitory exercises against CMV, PVX and PVY after infection inoculation.

#### M. Heterocyclic quinazoline derivatives

Imidazo-quinazolines In the blend of mono and bis-6-arylbenzimidazo[1,2-c]quinazolines by Rohini et al. [54], bioassays were

directed applying standard medications Ampicillin and Ketoconazole as references. Among the items, the MIC of compound 82 (Figure 3) against *Staphylococcus aureus*, *Bacillus subtilis*, *Streptococcus pneumoniae*, *Salmonella typhimurium*, *Escherichia coli*, *Klebsiella pneumoniae*, *Aspergillus niger*, *Candida albicans* what's more, *Trichoderma viridae* were 2.5, 10, 5, 5, 2.5, 5, 2.5, 2.5, 5  $\mu\text{g/mL}$  respectively. Rewcastle et al. orchestrated a few intertwined tricyclic quinazoline analogs and researched their catalyst inhibitory movement [88]. Direct imidazo[4,5-g]quinazoline (83) was turned out to be the most intense compound with a restraint IC<sub>50</sub> of 0.008 nM, furthermore, the N-methyl simple (84) demonstrated comparative action as compound 83 (Figure 3). In the imidazo[4,5-g] quinazoline and pyrroloquinazoline arrangement, the precise isomers demonstrated significantly weaker inhibitory capacity than the direct mixes, which was steady with the consequences of the past structure-movement relationship. Then, little electron-giving substituent at the 6-or (and) 7-positions was helpful to the inhibitory movement.

Acylhydrazonequinazolines Acylhydrazones pharmacophore armed with favorable activity of antibiosis anticancer and antiviral. Panneerselvam et al. synthesized several acylhydrazonequinazolines via condensation reaction of 3-amino-6, 8-dibromo-2-phenylquinazolin-4(3H)-ones and aromatic aldehyde [13]. Among which, the representative compound 85 (Figure 3) showed the most significant activity against *S. aureus*, *S. epidermidis*, *M. luteus*, *B. cereus*, *E. coli*, *P. aeruginosa*, *K. pneumoniae*, *A. niger* and *A. fumigatus*.

Triazolequinazolines Triazolequinazolines stimulated consideration for their different bioactivities. Baba et al. led calming research on quinazoline subsidiaries [6]. Josticidins, the powerful bone resorption inhibitors, were embraced as lead mixes, and quinazoline subsidiary 86 was found to indicate ideal mitigating impact on rats with adjuvant joint pain. At that point the structure of compound 86 was adjusted by including heteroaryl moiety the alkyl side chain at 2- position of the skeleton, consequence of which demonstrated that establishment of an imidazole or a triazole moiety on the 2-alkyl side chain could build the calming. At that point, compound 86 with ED<sub>50</sub> of 2.6 mg/kg/day was chosen as possibility for additionally explore, which appeared that the inhibitory capacity against Th1 cytokine generation of 87 was thought to be its critical resistant directing work (Figure 3). Fifteen [1,2,4] triazole [4,3-c] quinazolinederivates were blended and assessed for their antimicrobial action by Jantova et al. [89], among which, compound 88 (Figure 3) was found with the most astounding power against *Bacillus subtilis*, *Staphylococcus aureus*, *Candida tropicalis* and *Rick-ettsia nigricans*. Nasr et al. assessed the antimicrobial movement of novel 1, 2, 4-triazolo [4, 3-c]-quinazoline analogs against common gram-positive bacterium and Gram-negative bacterium [90]. Among these analogs, tetracyclic compound 89 demonstrated higher action than the reference medication of ciprofloxacin (Figure 3). Besides, 2-thio-[1,2,4]triazolo[1,5-c] quinazolinones with C-5 substituted by sulfo-alkyl bunches were found with direct antimicrobial action [91-93]. In view of the previous examines, Antipenko et al. blended novel 2-thio-[1, 2, 4]triazolo [1,5-c]quinazoline subordinations and researched their bioactivities [8]. *Escherichia coli*, *Pseudomonas aeruginosa*, *Aspergillus niger*, *Mycobacterium luteum*, *Candida albicans* also, *Candida tenuis* were connected in the antimicrobial test, which demonstrated that mixes 90 and 91 showed evident concealment for *Candida albicans*, which was approved by promote bioluminescence hindrance test also, identified with their lipophilicity (Figure 3). Pandey et al. additionally led antimicrobial inquires about on novel quinazolinones combined with [1,2,4]-triazole, [1,2,4]-triazine also, [1,2,4,5]-tetrazine rings [55]. Among the quinazolinonesderivates, mixes 92, 93 and 94 (Figure 3) indicated amazing exercises against *Escherichia coli*, *Pseudomonas aeruginosa*, *Streptococcus pneumoniae*, and *Bacillus subtilis*

#### N. Other quinazoline analogues

2,3-Disubstituted quinazolines 2,3-Disubstituted quinazolin-4(3H)-ones have been found with great pain relieving and calming capacity [94,95]. Alagarsamet al. announced a few 2,3- disubstituted quinazoline analogs with strong pain relieving and mitigating action, such as 2-phenyl-3-substituted quinazolines [96], 2-methyl- 3-substituted quinazolines [97], 2-methylthio-3-substituted quinazolines [98] and 2,3-disubstituted quinazolines [99]. On the premise of these inquires about, they integrated novel 3-phenyl -2-substituted-3H-quinazolin-4-ones in motivation behind further decreasing the ulceration reactions [5]. Also, the pain relieving, calming and ulcerogenic file exercises of these mixes were tried. Among the blended derivates, mixes 95, 96 and 97 (Figure 4) indicated direct pain relieving action. It is worth to specify that compound 97 displayed higher mitigating strength, reference to standard medication of diclofenac sodium. What's more, the assessed exacerbates all caused milder ulceration symptoms, reference to headache medicine.

#### O. Indole-included quinazolines

Indole moiety included hetero cycles are demonstrated to have a wide assortment of pharmaceutical also, medicinal profiles, for example, against aggravation, against microbial, hostile to disease, against malarial, and so on [100-106]. Rohini et al. led hostile to microbial investigation on the recently created 6-substituted indolo[1,2-c] quinazolines applying gram-positive bacterium

(Staphylococcus aureus, Bacillus subtilis and Streptococcus pyogenes), gram-negative bacterium (Salmonella typhimurium, Escherichia coli and Klebsiella pneumonia), and pathogenic organism (Aspergillus niger, Candida albicans and Trichoderma viridae) as the test bacterium, and standard medication ampicillin and ketoconazole as reference, which demonstrated that a portion of the orchestrated mixes indicated good restraint against the tried microorganism [7].

2,4,6-trisubstituted quinazolines Chandrika et al. blended what's more, naturally assessed different 2,4,6-trisubstituted quinazoline subordinators. The center of compound 98 (Figure 4) indicated antimicrobial exercises against gram-positive bacterium what's more, gram-negative bacterium. Also, it could be drawn from the SAR that decylamine aggregate substituted at C-4 is useful to the action while iodo-bunch at C-6 is inconvenient to action [12].

## II. CONCLUSIONS

Conventional engineered techniques for quinazoline subsidiaries, still all in all utilization, including Aza-engineered technique, refluxing, oxidative cyclization, are key strategies for the combination of this critical heterocyclic mixes. It could be seen from the illustrations ordered over that some novel manufactured techniques are in consistent improvement, and diverse strategies are received in the combination of various quinazoline analogs, for example, stage exchange amalgamation, ultrasound-advanced union, and so on. The bit by bit enhanced manufactured techniques better the engineered look into on quinazoline subsidiaries with an inclination of speedier, more different and more advantageous. At that point, for another, it is realized that substituents at various positions influence the action in an unexpected way. For occasion, quinazoline subsidiaries with imidazole substituted at the 2-position of side chain possess intense calming work; and quinazoline subsidiaries with amine or substituted amine on 4-position and either incandescent lamp or electron rich substituent bunches on 6-position could advance the counter tumor and antimicrobial exercises [7,12], and so forth. Via watchful perception of the current looks into, 2-, 4- and 6-position substituted quinazoline analogs remain dominant part among the items. In any case, with the extending and improvement of looks into, substituent bunches at different positions are additionally accomplished and contemplated progressively, for example, the development of N-heterocyclic quinazolines by presentation of dynamic gatherings into 3-position of quinazoline center. It is worth specifying that N-heterocyclic quinazolines with more inflexible and entangled structure were incorporated progressively, some of which demonstrated astounding antimicrobial properties. Moreover, it could be drawn from the examination advance over that improvement of movement by grafting technique for introducing different dynamic bunches is will at present be the primary technique for tranquilize outline and reproduction of quinazoline subsidiaries.

## REFERENCES

- [1] Chandregowda V, Kush AK, Chandrasekara Reddy G: Synthesis and in vitro antitumor activities of novel 4-anilinoquinazoline derivatives. Eur J Med Chem 2009, 44:3046–3055.
- [2] Al-Rashood ST, Aboldahab IA, Nagi MN, Abouzeid LA, Abdel-Aziz AA, Abdel-Hamide SG, Youssef KM, Al-Obaid AM, El-Subbagh HI: Synthesis dihydrofolate reductase inhibition, antitumor testing, and molecular modeling study of some new 4(3H)-quinazolinone analogs. Bioorg Me Chem 2006, 14:8608–8621.
- [3] Vasdev N, Dorff PN, Gibbs AR, Nandan E, Reid LM, Neil JPO, Van Brocklin HF: Synthesis of 6-acrylamido-4-(2-[18F] fluoroanilino) quinazoline: prospective irreversible EGFR binding probe. J Labelled Compd Rad 2005, 48:109–115.
- [4] Wakeling AE, Guy SP, Woodburn JR, Ashton SE, Curry BJ, Barker AJ, Gibson KH: ZD1839 (Iressa): an orally active inhibitor of epidermal growth factor signaling with potential for cancer therapy. Cancer Res 2002, 62:5749–5754.
- [5] Alagarsamy V, Solomon VR, Dhanabal K: Synthesis and pharmacological evaluation of some 3-phenyl-2-substituted-3H-quinazolin-4-one analgesic, anti-inflammatory agents. Bioorg Med Chem 2007, 15:235–241.
- [6] Baba A, Kawamura N, Makino H, Ohta Y, Taketomi S, Sohda T: Studies on disease-modifying antirheumatic drugs: synthesis of novel quinoline and quinazoline derivatives and their anti-inflammatory effect. J Med Chem 1996, 39:5176–5182.
- [7] Rohini R, Muralidhar Reddy P, Shanker K, Hu A, Ravinder V: Antimicrobial study of newly synthesized 6-substituted indolo[1,2-c]quinazolines. Eur J Med Chem 2010, 45:1200–1205.
- [8] Antipenko L, Karpenko A, Kovalenko S, Katsev A, Komarova-Porokhnyavets E, Novikov V, Chektilo A: Synthesis of new 2-thio-[1,2,4]triazolo[1,5-c]quinazoline derivatives and its antimicrobial activity. Chem Pharm Bull 2009, 57:580–585.
- [9] Jata V, Kashaw S, Mishra P: Synthesis and antimicrobial activity of some new 3-[5-(4-substituted) phenyl-1, 3, 4-oxadiazole-2-yl]-2-styrylquinazolin-4(3H)-ones. Med Chem Res 2008, 17:205–211.
- [10] Aly AA: Synthesis of novel quinazoline derivatives as antimicrobial agents. Chin J Chem 2003, 21:339–346.
- [11] Li H, Huang R, Qiu D, Yang Z, Liu X, Ma J, Ma Z: Synthesis and bioactivity of 4-quinazoline oxime ethers. Prog Nat Sci 1998, 8:359–365.
- [12] Chandrika PM, Yakaiah T, Narsaiah B, Sridhar V, Venugopal G, Rao JV, Kumar KP, Murthy USN, Rao ARR: Synthesis leading to novel 2,4,6-trisubstituted quinazoline derivatives, their antibacterial and cytotoxic activity against THP-1, HL-60 and A375 cell lines. Indian J Chem 2009, 48B:840–847.
- [13] Paneersalvam P, Raj T, Ishar PS M, Singh B, Sharma V, Rather BA: Anticonvulsant activity of Schiff bases of 3-amino-6,8-dibromo-2-phenylquinazolin-4(3H)-ones. Indian J Pharm Sci 2010, 72:375–378.
- [14] Nandy P, Vishalakshi MT, Bhat AR: Synthesis and antitubercular activity of Mannich bases of 2-methyl-3H-quinazolin-4-ones. Indian J Heterocycl Chem 2006, 15:293–294.

- [15] Saravanan G, Alagarsamy V, Prakash CR: Synthesis and evaluation of antioxidant activities of novel quinazoline derivatives. *Int J Pharm PharmSci* 2010, 2:83–86.
- [16] Lakhan R, Singh OP, Singh-J RL: Studies on 4 (3H)-quinazolinone derivatives as anti-malarials. *J Indian Chem Soc* 1987, 64:316–318.
- [17] Hess HJ, Cronin TH, Scriabine A: Antihypertensive 2-amino-4(3H) quinazolinones. *J Med Chem* 1968, 11:130–136.
- [18] Sasmal S, Balaji G, Kanna Reddy HR, Balasubrahmanyam D, Srinivas G, Kyasa S, Sasmal PK, Khanna I, Talwar R, Suresh J, Jadhav VP, Muzeeb S, Shashikumar D, Harinder Reddy K, Sebastian VJ, Frimurer TM, Rist Ø, Elster L, Högberg T: Design and optimization of quinazoline derivatives as melanin concentrating hormone receptor 1 (MCHR1) antagonists. *Bioorg Med Chem Lett* 2012, 22:3157–3162.
- [19] Alvarado M, Barceló M, Carro L, Masaguer CF, Raviña E: Synthesis and biological evaluation of new quinazoline and cinnoline derivatives as potential atypical antipsychotics. *Chem Biodivers* 2006, 3:106–117.
- [20] Malamas MS, Millen J: Quinazolinacetic acids and related analogs as aldose reductase inhibitors. *J Med Chem* 1991, 34:1492–1503.
- [21] Povarov LS:  $\alpha$ ,  $\beta$ -Unsaturated ethers and their analogues in reactions of diene synthesis. *Russ Chem Rev* 1967, 36:656–669.
- [22] Reymond S, Cossy J: Copper-catalyzed Diels-alder reactions. *Chem Rev* 2008, 108:5359–5406.
- [23] Chen X, Wei H, Yin L, Li X: A convenient synthesis of quinazoline derivatives via cascade imino-Diels-Alder and oxidation reaction. *Chin Chem Lett* 2010, 21:782–786.
- [24] Molina P, Vilaplana MJ: Iminophosphoranes: useful building blocks for the preparation of nitrogen-containing heterocycles. *Synthesis* 1994, 1994:1197–1218.
- [25] He P, Nie YB, Wu J, Ding MW: Unexpected synthesis of indolo[1,2-c]quinazolines by a sequential Ugi 4CC-Staudinger-aza-Wittig-nucleophilic addition reaction. *Org Biomol Chem* 2011, 9:1429–1436.
- [26] Ding MW, Yang SJ, Chen YF: Synthesis and fungicidal activities of 2-alkoxy-3H-quinazolin-4-ones. *Chin J Org Chem* 2004, 24:923–926.
- [27] Barthelemy S, Schneider S, Bannwarth W: Parallel fluororous biphasic synthesis of 3H-quinazolin-4-ones by an Aza-Wittig reaction employing perfluoroalkyl-tagged triphenylphosphine. *Tetrahedron Lett* 2002, 43:807–810.
- [28] Mavandadi F, Lidstrom P: Microwave-assisted chemistry in drug discovery. *Curr Top Med Chem* 2004, 4:773–792.
- [29] Gedye R, Smith F, Westaway K, Ali H, Baldisera L: The use of microwave ovens for rapid organic synthesis. *Tetrahedron Lett* 1986, 27:279–282.
- [30] Liu YP, Yin DC, Chen HT, Sun BG: Rapid synthesis of flavor compound 4-ethyl octanoic acid under microwave irradiation. *Int J Mol Sci* 2010, 11:4165–4174.
- [31] Cleophax J, Liagre M, Loupy A, Petit A: Application of focused microwave to the scale-up of solvent-free organic reactions. *Org Process Res Dev* 2000, 4:498–504.
- [32] Luo H, Hu D, Wu J, He M, Jin L, Yang S, Song B: Rapid synthesis and antiviral activity of (quinazolin-4-ylamino)methyl-phosphonates through microwave irradiation. *Int J Mol Sci* 2012, 13:6730–6746.
- [33] Tu S, Li C, Li G, Cao L, Shao Q, Zhou D, Jiang B, Zhou J, Xia M: Microwave-assisted combinatorial synthesis of polysubstituted imidazo[1,2-a]quinoline, pyrimido[1,2-a]quinoline and quinolino[1,2-a]quinazolinone derivatives. *J Comb Chem* 2007, 9:1144–1148.
- [34] Kidwai M, Saxena S, Khalilur Rahman Khan M, Thukral SS: Synthesis of 4-aryl-7,7-dimethyl-1,2,3,4,5,6,7,8-octahydroquinazoline-2-one/thione-5-one derivatives and evaluation as antibacterials. *Eur J Med Chem* 2005, 40:816–819.
- [35] Hazarkhani H, Karimi B: A facile synthesis of new 3-(2-benzimidazolyl)-2-alkyl-4-(3H)-quinazolinones under microwave irradiation. *Tetrahedron* 2003, 59:4757–4760.
- [36] Qiu G, He Y, Wu J: Preparation of quinazolino[3,2-a]quinazolines via a palladium-catalyzed three-component reaction of carbodiimide, isocyanide, and amine. *Chem Commun* 2012, 48:3836–3838.
- [37] McGowan MA, McAvoy CZ, Buchwald SL: Palladium-catalyzed N-monoarylation of amidines and a one-pot synthesis of quinazolinone derivatives. *Org Lett* 2012, 14:3800–3803.
- [38] Shi DQ, Rong SF, Dou GL, Wang MM: One-pot synthesis of imidazo[1,2-c]quinazoline derivatives from nitro-compounds reduced by Zinc. *J Heterocyclic Chem* 2009, 46:971–974.
- [39] McMurry JE, Fleming MP: Prepared from o-anisaldehyde. *J Am Chem Soc* 1974, 96:4708–4709.
- [40] Shi DQ, Shi CL, Wang JX, Rong LC, Zhuang QY, Wang XS: An efficient synthesis of quinazoline derivatives with the aid of low-valent Titanium reagent. *J Heterocyclic Chem* 2005, 42:173–183.
- [41] Sang P, Xie YJ, Zou JW, Zhang YH: Copper-catalyzed sequential Ullmann N-arylation and aerobic oxidative C-H amination: a convenient route to indolo[1,2-c]quinazoline derivatives. *Org Lett* 2012, 14:3894–3897.
- [42] Jiang M, Li J, Wang F, Zhao YC, Zhao F, Dong XC, Zhao WL: A facile copper-catalyzed one-pot domino synthesis of 5,12-dihydroindolo[2,1-b]quinazolines. *Org Lett* 2012, 14:1420–1423.
- [43] Kundu NG, Gopeswar C: Copper-catalyzed heteroannulation with alkynes: a general and highly regio- and stereoselective method for the synthesis of (E)-2-(2-arylvinyl) quinazolines. *Tetrahedron* 2001, 57:6833–6842.
- [44] Bischler A, Barad D: Zur Kenntniss der pfeumiazinderivte. *Berichte* 1892, 25:3080–3097.
- [45] Schofield K, Swain T, Theobald RS: The preparation of some  $\alpha$   $\omega$ -diquinazolinylalkanes. *J Chem Soc* 1952:1924–1926.
- [46] Ferrini S, Ponticelli F, Taddei M: Convenient synthetic approach to 2,4-disubstituted quinazolines. *Org Lett* 2007, 9:69–72.
- [47] Schofield K: Miscellaneous quinazoline derivatives. *J Chem Soc* 1954:4034–4035.
- [48] Zhan L, Gao Z, Peng C, Bin ZY, Zhao D, Wu J, Xu Q, Li JX: Ultrasound promoted synthesis and immunosuppressive activity of novel quinazoline derivatives. *Mol Divers* 2012, 16:579–590.
- [49] Dehmlow EV, Dehmlow SS: Phase Transfer Catalysis. New York: VCH Publisher; 1993:12.
- [50] Stark CM, Liotta C, Halpern M: Phase Transfer Catalysis, Fundamentals, Application and Industrial Perspectives. New York: Chapman & Hall; 1994:25.
- [51] Sasson Y, Neumann R: Handbook of Phase Transfer Catalysis. New York: Chapman & Hall; 1997:126.
- [52] Khalil AK: Phase-transfer catalyzed alkylation and cycloalkylation of 2-mercaptoquinazolin-4(3H)-one. *Phosphorus Sulfur* 2005, 180:2533–2541.
- [53] Ma Y, Liu F, Yan K, Song BA, Yang S, Hu DY, Jin LH, Xue W: Synthesis and antifungal bioactivity of 6-bromo-4-alkylthio-quinazoline derivatives. *Chin J Org Chem* 2008, 28:1268–1272.

- [54] Rohini R, Shanker K, Reddy PM, Ho YP, Ravinder V: Mono and bis-6 arylbenzimidazo[1,2-c]quinazolines: A new class of antimicrobial agents. *Eur J Med Chem* 2009, 44:3330–3339.
- [55] Pandey SK, Singh A, Singh A, Nizamuddin: Antimicrobial studies of some novel quinazolinones fused with [1,2,4]-triazole, [1,2,4]-triazine and [1,2,4,5]-tetrazine rings. *Eur J Med Chem* 2009, 44:1188–1197.
- [56] Zhang G, Liang YQ, Zhang RL, Zhang WH, Zhao JS, Guo ZA: Synthesis and Crystal Structure of a New Quinazolinone compound 2,3-dihydro-2-(2-hydroxyphenyl)-3-phenyl-quinazolin-4(1H)-one. *Chinese J Struct Chem* 2005, 24:783–788.
- [57] Kanuma K, Omodera K, Nishiguchi M, Funakoshi T, Chaki S, Nagase Y, Iida I, Yamaguchi J, Semple G, Tran TA, Sekiguchi Y: Identification of 4-amino-2-cyclohexylaminoquinazolines as metabolically stable melanin-concentrating hormone receptor 1 antagonists. *Bioorg Med Chem* 2006, 14:3307–3319.
- [58] Kanuma K, Omodera K, Nishiguchi M, Funakoshi T, Chaki S, Semple G, Tran TA, Kramer B, Hsu D, Casper M, Thomsen B, Sekiguchi Y: Lead optimization of 4-(dimethylamino)quinazolines, potent and selective antagonists for the melanin-concentrating hormone receptor 1. *Bioorg Med Chem Lett* 2005, 15:3853–3856.
- [59] Chaki S, Funakoshi T, Hirota-Okuno S, Nishiguchi M, Shimazaki T, Iijima M, Grottick AJ, Kanuma K, Omodera K, Sekiguchi Y, Okuyama S, Tran TA, Semple G, Thomsen W: Anxiolytic- and antidepressant-like profile of ATC0065 and ATC0175: Nonpeptidic and orally active melanin-concentrating hormone receptor 1 antagonists. *J Pharmacol Exp Ther* 2005, 313:831–839. Fry DW, Kraker AJ, McMichael A, Ambrosio LA, Nelson JM, Leopold WR, Connors RW, Bridges AJ: A specific inhibitor of the epidermal growth factor receptor tyrosine kinase. *Science* 1994, 265:1093–1095.
- [60] Rewcastle GW, Denny WA, Bridges AJ, Zhou H, Cody DR, McMichael A, Fry DW: Tyrosine kinase inhibitors. 5. Synthesis and structure-activity relationships for 4-[(phenyl-methyl)amino]- and 4-(phenylamino)quinazolines as potent adenosine-5'-triphosphate binding site inhibitors of the tyrosine kinase domain of the epidermal growth factor receptor. *J Med Chem* 1995, 38:3482–3487.
- [61] Barker AJ: Quinazoline derivatives. *Eur Patent Appl* 1993:0566226A1.
- [62] Ward WHJ, Cook PN, Slater AM, Davies DH, Holdgate GA, Green LR: Epidermal growth factor receptor tyrosine kinase. Investigation of catalytic mechanism, structure-based searching and discovery of a potent inhibitor. *Biochem Pharmacol* 1994, 48:659–666.
- [63] 64. Bridges AJ, Zhou H, Cody DR, Rewcastle GW, McMichael A, Showalter HDH, Fry DW, Kraker AJ, Denny WA: Tyrosine kinase inhibitors. 8. An unusually steep structure activity relationship for analogues of 4-(3-bromo-anilino)-6,7-dimethoxyquinazoline (PD 153035), a potent inhibitor of the epidermal growth factor receptor. *J Med Chem* 1996, 39:267–276



10.22214/IJRASET



45.98



IMPACT FACTOR:  
7.129



IMPACT FACTOR:  
7.429



# INTERNATIONAL JOURNAL FOR RESEARCH

IN APPLIED SCIENCE & ENGINEERING TECHNOLOGY

Call : 08813907089  (24\*7 Support on Whatsapp)