



iJRASET

International Journal For Research in
Applied Science and Engineering Technology



INTERNATIONAL JOURNAL FOR RESEARCH

IN APPLIED SCIENCE & ENGINEERING TECHNOLOGY

Volume: 5 Issue: XII Month of publication: December 2017

DOI:

www.ijraset.com

Call:  08813907089

E-mail ID: ijraset@gmail.com

A Novel Approach for Communication among Blind, Deaf and Dumb People

D. Surendra Rao¹, T. Manasa², Bachu Srinivas³, S. Maheswara Redy⁴

^{1,3}Associate Professor, Department of ECE, GNITC, Hyderabad, Telangana, India.

²B.Tech IVth Year, Department of ECE, GNITC, Hyderabad, Telangana, India.

⁴Professor & HOD – ECE, GNITC, Hyderabad, Telangana, India.

Abstract: In everyday life correspondence is real issue for hard of hearing, imbecilic individuals and for Dazzle individual it is hard to take notes of specific things. In this way, to remove the obstruction of correspondence a glove is intended for quiet individuals with preloaded messages and a Braille embosser for Dazzle individual to peruse notes in Braille dialect.

Blind, Deaf and dump people can only communicate in respective sign language. But it becomes difficult for this people to communicate with each other and with general people who cannot understand the sign language. In order to avoid the communication difficulty of blind, deaf and dump people an electronic system was developed with two switches and a glove with five flex sensors. With the help of glove if a gesture is made, change in resistance of flex sensor takes place and this is fed into Arduino Uno and respective pre-recorded audio command for the gesture played through speaker from SD card and the respective audio command is displayed on the LCD. Same processes are happened when the two switches are pressed on but audio from the speaker not heard.

Keywords: Bluetooth, Braille Embosser, Glove, LCD, PIC, Arduino Uno.

I. INTRODUCTION

For each ordinary person conversation is the main method for correspondence. In any case, consider Blind, Deaf and dump individuals who can't much of the time speak with each other and with ordinary individuals.

Since this individuals utilize gesture based communication to speak with each other and with general individuals, which is for the most part not caught on. In the current years, scientists by keeping center around hand motion discovery and applications identified with the field of apply autonomy and by broadened it in the range of prosthetic hands that can act or work as a characteristic human hand. In this task we have used same approach for location of development of finger, however with slight alternate point of view to defeat the trouble of visually impaired, hard of hearing, and stupid individuals [1, 2].

The primary point of this undertaking is to outline an electronic framework as glove to diminish the correspondence issue. This gadget enables dazzle, to hard of hearing, and idiotic individuals to speak with the ordinary individual and in addition with each other. The principle part of this undertaking is a switch with two catches and a glove with five flex sensors that are associated with Arduino Uno which is fundamental control unit of this task [3 - 5].

This Arduino Uno has a component of client input. So the visually impaired, hard of hearing, and moronic individuals can without much of a stretch utilize his/her own picked summons for particular signal [4, 6, 7].

II. EXISTING METHODS

Numerous analysts have discovered various conceivable arrangements. Ahmed et al built up a hand glove which can change over particular hand signal into sound order utilizing A VR ATMEGA32L.

Satpute *et al* built up an information glove that can play recorded sound charge for particular hand gesture using PIC18F4620. Wald created programming for editing automatic discourse acknowledgment continuously for hard of hearing and hard hearing people. Itkarkar et al built up a strategy to change over hand motion into discourse utilizing MATLAB. Zhao et al developed a five-fingered prosthetic hand framework. Praveen Kumar *et al* built up a remote glove that can make an interpretation of gesture based communication into discourse [8, 9, 10].

A. Drawback of Existing System

In the current framework gesture based communication is the main method for correspondence for visually impaired, hard of hearing, and moronic individuals which can't be caught on. So it winds up noticeably troublesome for this individuals to speak with ordinary individuals and inside themselves [10, 11, 12].

III. PROPOSED METHODOLOGY

In this undertaking an electronic framework is created to influence the correspondence to procedure of visually impaired, hard of hearing, and moronic individuals simple is shown in Figure 1. Here a switch with two catches and a glove with five flex sensors are produced.

A. Arduino Uno

This is a microcontroller board depends on ATMEGA328p which has 14 computerized input/output pins of which 6 can be utilized as pwm yields, 6 simple sources of info, a 16 MHz quartz precious stone, a usb association, a power jack, an icsp header and a reset catch. And furthermore contain everything required to help as the microcontroller by basic associating with a PC by USB link or by offering energy to it with an air conditioner to dc connector is shown in Figure 2. The upside of Arduino Uno is far superior than some other one, so we have utilized it in our undertaking. "Uno" is an Italian word implies one and was utilized to arrival of Arduino programming (ide) 1.0. Uno board and the variant 1.0 of Arduino programming (ide) are reference forms of Arduino. Toward the starting Uno board arrangement is of USB Arduino sheets, a reference display for the Arduino stage; for obsolete sheets see the Arduino file of sheets [13, 14].

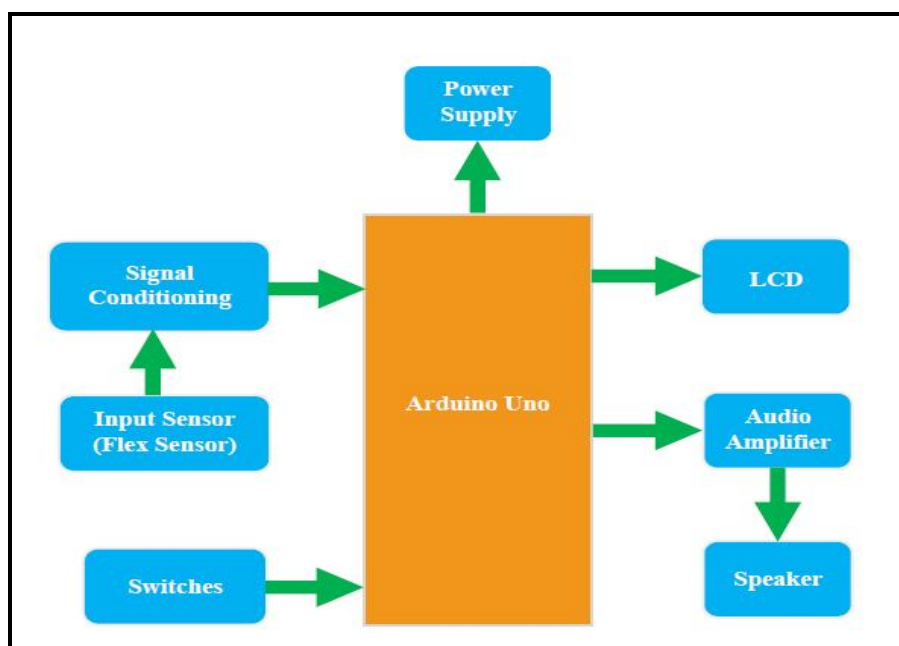


Figure 1: Block Diagram of Proposed System




Figure 2: Arduino Uno

B. APR 9600 VOICE IC

The APR9600 contraction offers honest to goodness single-chip voice recording, non-unusual limit, and playback capacity for 40 to 60 seconds is shown in Figure 3. The IC is 28 stick contraction used to record and playback of most noteworthy of 8 messages. The contraction supports both subjective and progressive access of different messages. Test rates are customer selectable, empowering fashioners to modify their arrangement for uncommon quality and limit time needs. the contraction is ideal for use in reduced voice recorders, toys, and various other customer and mechanical applications.

The replayed sound shows high bore with a low racket level. Testing rate for a 60 second record period is 4.2 kHz that gives a sound record/replay information exchange limit of 20Hz to 2.1 kHz. Nevertheless, by changing a faltering resistor, an investigating rate as high as 8.0 kHz can be refined. This condenses the total length of sound record to 32 seconds.

Signify sound record time can be moved from 32 seconds to 60 seconds by changing the estimation of a singular resistor. The IC can work in one of two modes: serial mode and parallel mode. In serial access mode, sound can be recorded in 256 ranges. In parallel access mode, sound can be recorded in 2, 4 or 8 portions. The IC can be controlled basically using push get keys. It is moreover possible to control the IC using outside automated equipment, for instance, scaled down scale controllers and PCs [15].

This APR9600 voice IC has 28 stick DIP package works in supply voltage in the vicinity of 4.5V and 6.5V. In the midst of recording and replaying, current use is 25 mA. Out of apparatus mode, the present drops to 1 mA. The APR9600 trial board is a gathered PCB board containing an APR9600 IC, an electrets mouthpiece, support portions and basic changes to empower customers to explore all components of the APR9600 chip. The faltering resistor is picked so the total annal time allotment is 60 seconds with an examining rate of 4.2 kHz. The board measures 80mm by 55mm [13, 16, 17].




Figure 3: APR9600 Experimental board

Stand out of the APR9600 is given in Figure 1. An average relationship of the chip is given in Figure 2 (This is the circuit layout of the module). Stick components of the IC are given in Table 1. In the midst of sound account, sound is snatched by the intensifier. A mouthpiece pre-intensifier opens up the voltage movement from the speaker.

An AGC circuit is fused into the pre-enhancer, the level of which is controlled by an outside capacitor and resistor. If the voltage level of a sound banner is around 100 mV peak to-peak, the banner can be energized particularly into the IC through ANA IN (stick 20).

The sound banner adheres to a procedure and a reviewing and hold circuit. The straightforward voltage is then incorporated with non-shaky blast basic RAMs.

It has a 28 stick DIP package. Supply voltage is between 4.5V to 6.5V. In the midst of recording and replaying, current usage is 25 mA. Out of rigging mode, the present drops to 1 mA.

C. Schematic Diagram

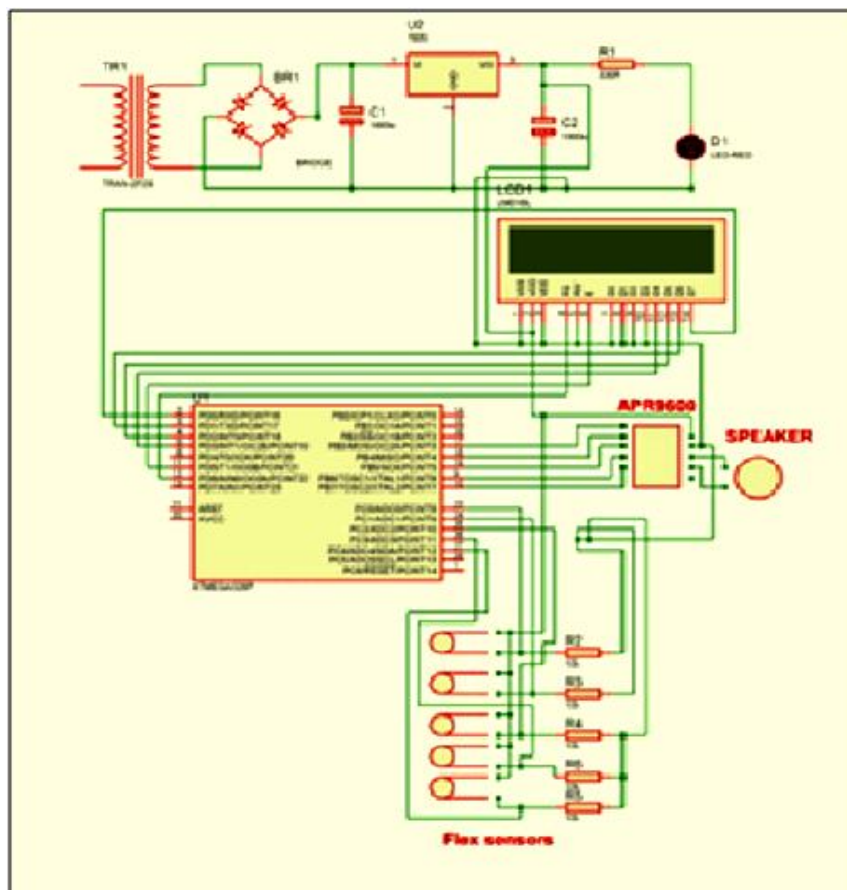


Figure 4: Schematic Diagram Proposed System

Here Multisim software is utilized as a part of request to execute the outline and check the working of the plan i.e, schematic diagram proposed system is shown in Figure 4. Ones the working of the plan is acclimated, the outline will be taken to the circuit board making so we get the equipment with no misfortune and wastage of cash is decreased. In the event that this venture helps the visually impaired, tragically challenged individuals to speak with each other and with the typical individuals it is more preferred standpoint with this task in which Arduino is the primary control unit.

D. Circuit Design




Figure 5: Overall Design of the Project

The above figure 5 indicates us about the undertaking complete circuit which comprises of a stage down transformer, capacitor, resistors, a 16x2 LCD show, APR9600 circuit, an amplifier, arduino circuit board, which is associated with five flex sensors and two catches.




Figure 6: Glove with Five Flex Sensors

The above figure demonstrates the five flex sensors that are utilized as glove. By bowing every sensor we get the individual message on the LCD show.

IV.RESULTS

A. LCD Display for all Sensor



Figure 7: LCD display by bending sensor one



Figure 8: LCD display by bending sensor two




Figure 9: LCD display by bending sensor three

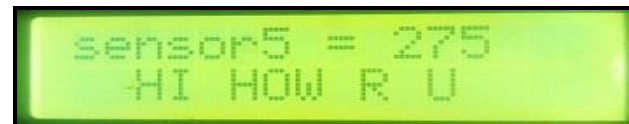


Figure 10: LCD display by bending sensor four



Figure 11: LCD display by bending sensor five

From figure 7 to figure 11 are LCD display for all (Five) sensors.

B. Points of Interest

- 1) Input for every sensor and the catches is client subordinate.
- 2) The circuit is versatile.
- 3) The gadget is practical with the goal that anybody can get it.

V. CONCLUSIONS

The principle reason for this task is to help the visually impaired, hard of hearing, and imbecilic individuals to speak with each other and furthermore with the typical individuals. This electronic framework helps the unusual individuals with typical individuals in reality. The principle control unit for this venture is Arduino. An information glove is created for the visually impaired, hard of hearing, and dumb individuals. Presently they don't need to confront any issue to impart. Arduino is customized such that design settings promptly change without changing the whole code. The principle issue in this task is absence of vital hardware in our nation. To see that every one of the segments are working legitimately, reproduction is finished utilizing multisim before actualizing the equipment circuit. In the wake of getting right outcomes, the equipment is actualized. Last outcomes are broke down after equipment usage.

This gadget can be created more later on. The correspondence procedure of the visually impaired, hard of hearing, and moronic individuals by this electronic framework will roll out a progressive improvement.

REFERENCES

- [1] S. F. Ahmed, S. Muhammad, B. Ali, S. Saqib, and M. Qureshi, "Electronic Speaking Glove for Speechless Patients A Tongue to," November, pp. 56-60, 20 10.
- [2] A. Y. Satpute, A. D. Bhoi, and T. Engineering, "ELECTRONICSPEAKING SYSTEM FOR DUMB," vol. 6, no. 3, pp. 1132-1139, 2013.
- [3] M. Wald, "Captioning for Deaf and Hard of Hearing People by Editing Automatic Speech Recognition in Real Time", Proceedings of 10th International Conference on Computers Helping People with Special Needs ICCHP 2006, LNCS 4061, pp. 683-690.
- [4] R. R. Itkarkar and A. V. Nandi, "Hand gesture to speech conversion using Matlab," in 2013 Fourth International Conference on Computing, Communications and Networking Technologies (ICCCNT), 2013, pp.1-4.
- [5] Jingdong Zhao, Li Jiang, Shicai Shi, HegaoCai, Hong Liu, G. Hirzinger, "A Five-fingered Underactuated Prosthetic Hand System", Proceedings of the 2006 IEEE International Conference on Mechatronics and Automation, June 2006, pp. 1453-1458.
- [6] S. U. N. Praveenkumar S Havalagi, The Amazing Digital Gloves That Give Voice To The Voiceless," vol. 6, no. 1, pp. 471-480, 2013.
- [7] AnbarasiRajamohan, Hemavathy R., Dhanalakshmi M. "Deaf-Mute Communication Interpreter", International Journal of Scientific Engineering and Technology Volume 2 Issue 5, pp: 336-341 (ISSN: 2277-1581)
- [8] Kuldeep Singh Rajput, ShashankDeshpande, Uma Mudenagudi, "Interactive Accelerometric Glove For Hearing Impaired".
- [9] NikolaosBourbakis, Anna Esposito, D. Kabraki, "Multimodal Interfaces for Interaction-Communication between Hearing and Visually Impaired Individuals: Problems & Issues", 19th IEEE International Conference on Tools with Artificial Intelligence.
- [10] NetchanokTanyawiwat and SurapaThiemjarus, Design of an Assistive Communication Glove using Combined Sensory Channels, 2012, Ninth International Conference on Wearable and Implantable Body Sensor Networks.
- [11] N.Bourbakis, An SPNG based method for image to NL text conversion, PR Journal.
- [12] G. Grimes, Digital Data Entry Glove Interface Device, AT & T Bell Labs, 1983.
- [13] D. Sturman and D. ZeIter, -A survey of glove-based input, II IEEE Computer Graphics and Applications, vol. 14, no. 1, pp. 30-39, 1994.
- [14] M. Mohandes and S. Buraiky, -Automation of the Arabic sign language recognition using the powerglove, II AIML Journal, vol. 7, no. 1, pp. 41-46, 2007.
- [15] S. Sidney and E. Geoffrey, -Glove talk-a neuralnetwork interface between a data-glove and a speech synthesizer, II IEEE Transactions on Neural Networks, vol. 4, no. 1, pp. 2-8, 1993.



10.22214/IJRASET



45.98



IMPACT FACTOR:
7.129



IMPACT FACTOR:
7.429



INTERNATIONAL JOURNAL FOR RESEARCH

IN APPLIED SCIENCE & ENGINEERING TECHNOLOGY

Call : 08813907089  (24*7 Support on Whatsapp)