



# **iJRASET**

International Journal For Research in  
Applied Science and Engineering Technology



---

# **INTERNATIONAL JOURNAL FOR RESEARCH**

IN APPLIED SCIENCE & ENGINEERING TECHNOLOGY

---

**Volume: 5      Issue: XII      Month of publication: December 2017**

**DOI:**

**[www.ijraset.com](http://www.ijraset.com)**

**Call:  08813907089**

**E-mail ID: [ijraset@gmail.com](mailto:ijraset@gmail.com)**

# Effective Alternative for Methane Extraction from Earth and Solid Waste Management

Hammadhu Rukiya Jalva H<sup>1</sup>, Sakthi Shree A<sup>2</sup>

<sup>1,2</sup>M.E in Construction Engineering and Management, Department of Civil Engineering, R V S Technical Campus Coimbatore-641 402, India

**Abstract:** with increase in population the amount of energy need also increases simultaneously the amount of waste generated also increases enormously. India, the second largest populated country in the world is also the second largest consumer of energy. About 70% of energy production is from fossil fuels. India's energy consumption is said to grow 4.2% by the year 2035. Due to need for more energy, our country plans to extract methane from ground by a method called hydraulic fracturing which will lead to severe environmental degradation. This paper describes how the method of methane extraction from solid waste acts as an effective alternative against methane production from ground and also explains the environmental benefit associated with it.

**Keywords:** Green House Gases (GHG), Hydro Carbons (HC), Biodegradation, Landfill, Municipal Solid Waste (MSW)

## I. INTRODUCTION

India is rapidly industrialized and its population is also increasing at a fast rate. Urban areas cover nearly 31.2% of population. Many metro cities have population which exceeds ten million. The industrialization and population growth results in production of waste in enormous quantities. Waste generated in urban cities are more complex in its constituents and it is difficult to separate and dispose it effectively. Therefore wastes are collected and dumped in open areas in huge piles in million tones every day. On the other hand earth's climate is changing abruptly and there are many disasters occurring worldwide. Human activities are one of the causes for the climate change. Greenhouse gases (GHG) are getting trapped in the atmosphere due to human activities and this led to the change in climate system since 1950. Intergovernmental Panel on Climate Change (IPCC) reports that- "Human influence on the climate system is clear, and recent anthropogenic emissions of GHG are the highest in history. Recent climate changes have had wide spread impacts on human and natural systems. The risks of abrupt or irreversible changes increase as the magnitude of the warming increases". And the world is shifting towards using renewable energy and creating sustainable environment. Hence it is essential to arrest the emission of greenhouse gas from wastes and to find an effective alternative for the energy requirement and fossil fuel extraction from ground as it leads to GHG emission and global warming.

(Fig. 1) The figure below shows the globally averaged GHG concentrations.

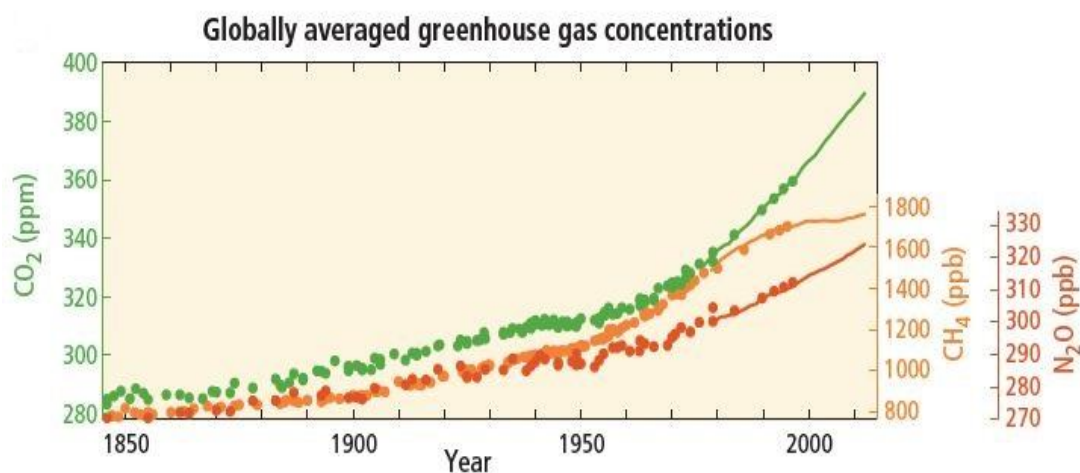


Fig. 1. Globally averaged GHG concentration

Data Source ; Climate Change 2014 Synthesis Report Summary for Policymakers

## II. METHANE

Chemical formula for methane is CH<sub>4</sub>. Lifetime of methane in atmosphere is 12 years and has a global warming potential of 28-36. Though methane has a shorter lifetime than carbon -di- oxide (CO<sub>2</sub>), its global warming potential is much higher than CO<sub>2</sub>. Human activities contribute to 10% of green house gases. However methane is a valuable fuel gas. It is colourless, odourless clean fuel having energy content of 802.3 KJ/mol or 50 MJ/Kg .combustion of methane produce carbon-di-oxide and water.



Methane is one of the major reasons for the rise in global temperature. The figure (Fig. 2) below represents the global atmospheric concentration of methane from 1950 to 2015.

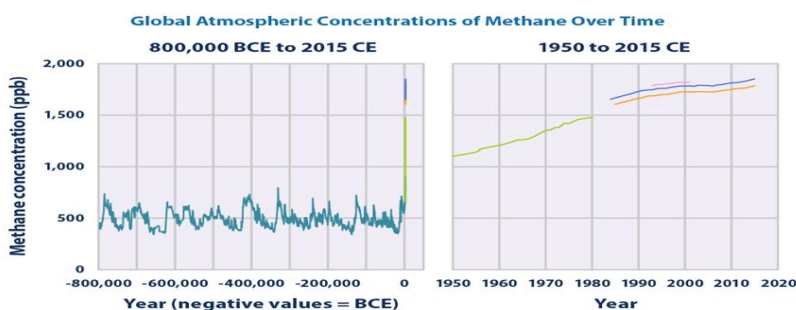


Fig. 2 Global atmospheric concentration of methane over time

Data Source: Compilation of five underlying datasets. [www.epa.gov/climate-indicators](http://www.epa.gov/climate-indicators) for specific information.

## III.SOURCES OF METHANE

Majorsource of methane production is from to anaerobic decomposition in

- A. Natural wetlands
- B. Landfills
- C. Paddy field
- D. Emission from livestock
- E. Biomass burning
- F. Fossil methane emission during exploration & transportation

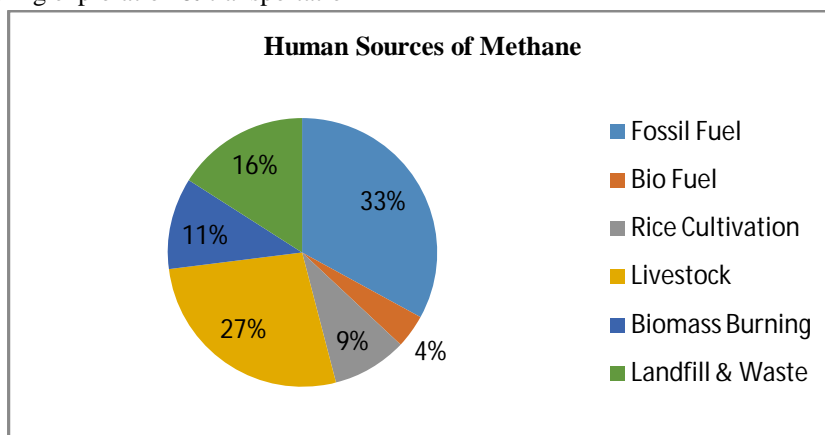


Fig.3.Human Sources of Methane emission

## IV.GHG FROM WASTE

India emitted 1727.71 million tons of GHG in atmosphere in the year 2004. Total emitted methane was 20.56 million tons out of which 4.27 million tons is from energy sector and 2.52 million tons is from waste sector. Methane is release as a by-product during anaerobic decomposition of organic waste present in waste water and solid waste. The organic matter present in them is degraded by methogenic bacteria under suitable conditions. The waste water from domestic, commercial and industrial sources when disposed untreated releases methane under anaerobic condition. 45 million tons of waste water generated releases 1.9 million tons of methane in India. Industries are responsible for about 955 of methane emission from waste water in India. Since effluent from sugar, beer,

meat producing industries are rich in organic constituents. Domestic waste water is a dominant source of methane in India contributing 40% of total CO<sub>2</sub> equivalent emission from waste sector. 38% of methane is from disposal and treatment of industrial waste and 22% is from MSW disposal. Figure(Fig. 4)represents GHG emission from waste in million tonnes of carbon-di-oxide equivalent.

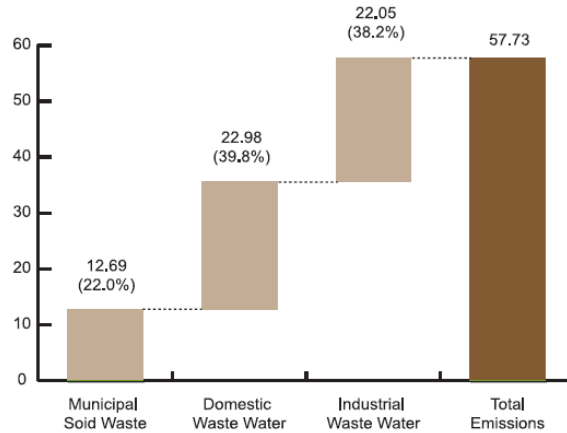


Fig.4.GHG Emission waste in million tonnes of CO<sub>2</sub> equivalent

Data Source: Report INCCA and Network for preparing the Greenhouse Gas Emissions – 2007.

### V. GHG FROM MUNICIPAL SOLID WASTE

The amount of waste generated per capita goes on increasing nowadays. India is producing more than 100000 metric tons of solid waste per day. Mumbai being the top producer with 9000 mt/day, Delhi 8300 mt/day and Chennai alone release 0.12Gg/ year of methane.

In developing countries like India, waste are treated and properly disposed only in few cities but are thrown & disposed improperly or collected as open dumping where methane escapes into atmosphere raising global temperature. Moreover this kind of improper disposal results in odour, anaesthetic places, origin for several germs, hub for mosquito production and other related diseases.

### VI. LAND FILL GAS

Landfills are the final way of disposing waste after several processes like segregation, size reduction, etc. The proper management of these waste in the landfill will yield gases called LFG. LFG composed of 45% -60% methane and 40-60% of CO<sub>2</sub> and other trace gases. Landfill undergoes four phases of bacterial decomposition. During the final phase it releases LFG with 45-60% methane at a stable rate (Fig. 5). The gas will continue to emit for 50 or more years after waste is placed in landfill depending upon its content. It requires suitable factors like composition of waste, age of refuse, presence of oxygen, moisture, pH and temperature.

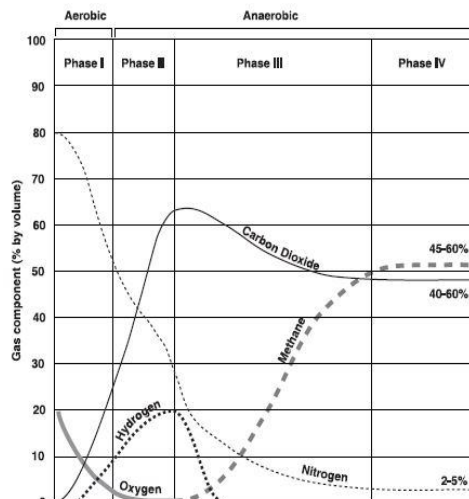


Fig. 5. Production Phases of typical of landfill gas

Note: Phase duration varies with landfill condition Data Source: EPA 1997



## VII. BENEFITS OF LFG

- A. Reduce GHG emission
- B. Reduce air pollution by offsetting use of non-renewable resources
- C. Create health and safety benefits
- D. Benefits community and economy
- E. Reduce environmental compliance cost

## VIII. HC ISSUE

The need for energy increases with increase in population. India relies on fossil fuels for its energy production and it obtains 60% of energy from coal. Owing to the need for more energy India decides to extract HC from 44 locations across the country through a process called hydraulic fracturing. The process requires about 12.15 gallons of water per minute and tons of sand which will lead to severe environmental degradation such as depletion of groundwater and sand. As agriculture is the backbone of our country the farmers who depend on the land will be affected as this process would make the land uncultivable due to water depletion and if there is accidental spill of oil & chemicals over the land.

## IX. HC FROM GROUND VS HC FROM WASTE

Methane from ground yields 1 Billion tons per year whereas 1.5 billion tons per year from organic decomposition of waste. After methane production the residue can be used as rich manure. Over 90 lakh tons of manure can be used for fertilizing 45 lakh acre of agricultural land.

The anaerobic decomposition of solid waste gives methane. One ton of organic waste yields 40 kg methane depending upon its nutrient content which could fill two LPG cylinders. Cellulose and hemicelluloses are principle biodegradable constituent of refuse accountable for 91% of total methane production.

## X. CONCLUSION

We are producing tons and tons of waste everyday and simply throw it as open dumping and letting the methane gas to escape into the atmosphere to increase the temperature of earth. On the other hand we are extracting methane from ground causing heavy impact to people, earth, water resource, environment and climate. Producing methane from waste will prevent global warming, helps in efficient waste management with social, economic and environmental benefits. Thus we could get cleaner, safer, odourless environment by proper waste disposal and management.

## REFERENCES

- [1] Report of central pollution control board on "status of compliance by CPCB with municipal solid wastes (management and Handling) rules, 2000"
- [2] Tchobanoglous G, Theisen H, and Vigil S. 1993. Integrated Solid Waste Management, Engineering Principles and Management Issues. New York: McGraw-Hill, Inc. pp. 381-417.
- [3] Nusrat Jahan Imu1, Dido Mann Samuel 2 "Biogas Production Potential from Municipalorganic Wastes In Dhaka City, Bangladesh" International Journal of Research in Engineering and Technology, Volume: 03 Issue: 01 | Jan-2014.
- [4] Abhishek Nandan, Bikarama Prasad Yadav, Soumyadeep Bakshi, Debajyoti Bose " Recent Scenario of Solid Waste Management in India" World Scientific News 66 (2017) pp. 56-74
- [5] Bhide, A. & Shekdar, A. 1998. Solid waste management in Indian urban centers. International Solid Waste Association Times (ISWA), 1, 26-28.
- [6] Gupta, S., Mohan, K., Prasad, R., Gupta, S. & Kansal, A. 1998. Solid waste management in India: options and opportunities. Resources, Conservation and Recycling, 24, 137-154.
- [7] Sharholly, M., Ahmad, K., Mahmood, G. & Trivedi, R. C. 2008. Municipal solid waste management in Indian cities – A review. Waste Management, 28, 459-467.
- [8] Rajkumar Joshi and Sirajuddin Ahmed "Status and challenges of municipal solid waste management in India: A review" Environmental Chemistry, Pollution & Waste Management -Review Article, Cogent Environmental Science (2016), 2: 1139434 <http://dx.doi.org/10.1080/23311843.2016.1139434>
- [9] Report INCCA Indian Network for Climate Change Assessment Ministry of Environment and Forests Government of India , India: Greenhouse Gas Emissions 2007 ,May 2010
- [10] Arvind K. Jha , C. Sharma , Nahar Singh , R. Ramesh , R. Purvaja , Prabhat K. Gupta, Greenhouse gas emissions from municipal solid waste management
- [11] in Indian mega-cities: A case study of Chennai landfill sites, Chemosphere (2007), doi:10.1016/j.chemosphere.2007.10.024
- [12] U.S.EPA's "Climate Change Indicators in the United States" at [www.epa.gov/climate-indicators](http://www.epa.gov/climate-indicators).
- [13] , The Synthesis report of the Fifth Assessment Report. Intergovernmental Panel on Climate Change (IPCC) in October, 2014
- [14] EPA. 1993. U.S. Environmental Protection Agency. Solid waste disposal facility criteria–technical manual. EPA 530-R-93-017. November 1993



10.22214/IJRASET



45.98



IMPACT FACTOR:  
7.129



IMPACT FACTOR:  
7.429



# INTERNATIONAL JOURNAL FOR RESEARCH

IN APPLIED SCIENCE & ENGINEERING TECHNOLOGY

Call : 08813907089  (24\*7 Support on Whatsapp)