



# **iJRASET**

International Journal For Research in  
Applied Science and Engineering Technology



---

# **INTERNATIONAL JOURNAL FOR RESEARCH**

IN APPLIED SCIENCE & ENGINEERING TECHNOLOGY

---

**Volume: 6**

**Issue: II**

**Month of publication: February 2018**

**DOI:**

**[www.ijraset.com](http://www.ijraset.com)**

**Call:  08813907089**

**E-mail ID: [ijraset@gmail.com](mailto:ijraset@gmail.com)**

# Effective Use of Information Services by Academy of Technology College Libraries Students

Dr. Shyamal Ghosh <sup>1</sup>

<sup>1</sup> Librarian Academy of Technology, Adisaptagram, Hooghly – 712121

**Abstract:** *Information service plays a vital role of any technical institution. Technical college libraries uses are very tech-savvy. They always want to hybrid information services as need as when they required. This paper deals with views of users about the collections, library services and future developments of AOT (Academy of technology).*

**Keywords** *Information Service; Information Seeking Behavior; Academy of Technology*

## I. INTRODUCTION

The present era is called the “Information era.” Information has become the most important element for progress in society. To thrive in this modern era, one needs a variety of information, no matter how well versed one is in a field or profession. Psacharopoulos (1982) discusses the necessity of information in the present age. We can reorganize the educational system and redefine scientific research only with the help of information. In our case study we select Academy of Technology which is located at Hooghly district. Established in 2003, it is one of the most acclaimed self-financed engineering colleges in West Bengal. It has been established by Ananda Educational Development & Charitable Organisation (AEDCO), a trust under the chairmanship of Prof. Jagannath Banerjee, an alumnus of IIT Kharagpur and IIM Calcutta. All academic programmes are approved by AICTE, recognized by Department of Higher Education, Government of West Bengal and affiliated to Mulana Abul Kalam Azad University of Technology (MAKUT). A well-designed building with covered area of 6800 sq. ft., the Central Library of the institute presently consists of 48073 volumes of text books and reference books and more than 5750 titles on all relevant subjects. More than 274 national and international journals, proceedings from IEEE, DELNET, IET, ASME, etc. Back volumes of periodicals and national dailies are available in the Central Library. Book Bank facilities are also available to every student. Library is fully equipped with Libsys, Web OPAC and also ensures availability of Audio-Visual & Reprographic facilities. Library also collected some digital document for own IR by the using of NPTEL video lecture and webcourses.

## II. OBJECTIVE OF THE STUDY

A. *Following Are The Objectives of The Study*

- 1) To investigate the popular sources used by student for acquiring required information
- 2) To find out important information service for technical student
- 3) To find out the way of development of information service
- 4) To find out the way of library development

## III. LITERATURE REVIEW

Ball (2015) studied that majority of the libraries offer internet facility (86.2%), referral service (75.9%) and newspaper clipping service (68.9%) and few of them offer document reservation facility (41.4%) and abstracting and indexing service (34.5%). Hussain and Kumar (2006) survey in IIRS Library for identifying the use, collection and services of the Library. He find that a majority of the users (41.25%) of the IIRS Library use the library services daily, majority of the respondents mainly used the library to borrow books and other materials (81.25%) and the list number of respondents use the library for audio-visual materials. He also find that most of the respondents preferred to print collection (87.50%) were using books followed by electronic collection, (68.75%) were using CD-ROM, further followed by 86.25% respondents use for current periodicals and finally express that the most of the respondents fully satisfied with library services. Srinivasulu and Reddy (2010) was distributed questionnaire to 22 librarians, to determine the present condition of their libraries like physical facilities, library staff, library holdings, acquisition, technical processing, circulation, library services, stock verification, budget, library automation, and networking. The questionnaire distributed to students for obtain their views on the library facilities and services. It consists of questions on frequency of visit to library, library schedule, library collection, circulation, arrangement and maintenance, physical facilities, technical services,

reference, CAS and SDI services, inter-library loan, availability of multiple copies and latest editions of books, reprographic service, and computerized services.

#### IV. METHODOLOGY

The study used survey method and data collection through random sampling method with a structured questionnaire. A questionnaire was prepared after comprehensive literature search and discussion with subject experts. The population of the study consists of student in B. Tech departments of the Academy of Technology, Hooghly. Of 100 student members, 69 were potential respondents. The questionnaires were personally distributed among the sample of the study by the student. The collected data were analyzed both quantitatively and qualitatively.

##### A. Data Analysis

1) *Personal Profile of the Respondents*: First section of the questionnaire dealt with the personal information about the respondents. Out of the 100 questionnaire, there are 69 respondents.

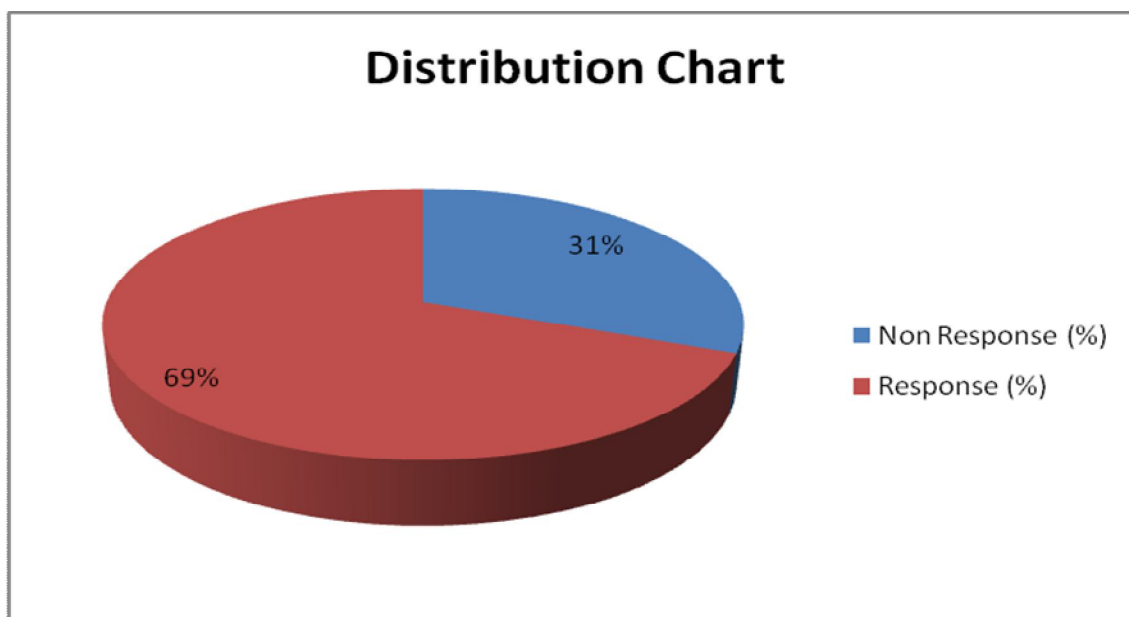


Fig 1: Distribution Wise Chart

2) *Time spent in Library*: The question was asked to the respondents that, how many hours you spend in the library per week. Table -1 show that the maximum student spent only 5—10 hours (53.62 %) in an institute library. If we given Rank according to respondents percentage then 5-10 hours (53.62%) represent Rank-1, above 10 hours (14.49%) Rank – 3, spent less then 5hours (31.89%) Rank -2. No respondent found greater than 15 hours.

Time	Frequency	%	Rank
5<	22	31.89	2
5-10	37	53.62	1
11-15	10	14.49	3
>15	0	0	
Total	69	100	****

**B. A. Users View About The Library Collection**

1) **Collection of Library:** The question was asked to the respondents that, view about the library collection. Table - 2 shows that the maximum student 43 (62.31%) view about NPTEL (Offline) collection is an excellent, 40 (57.97%) Collection CD/DVD and E-book are moderate.

Table – 3: Users view on Collection				
Collection	Excellent	Moderate	Inefficient	Frequency
Text Books	38	28	3	69
Reference Book	33	33	3	69
Journals (Print)	31	33	5	69
Journals (Online)	24	38	7	69
Magazines	39	24	6	69
CD/DVDs	16	40	13	69
AV Materials	25	34	10	69
NPTEL(Offline)	43	21	5	69
Newspapers	40	27	2	69
E-Books	25	40	4	69
Average	31.4	31.8	5.8	69
%	45.51	46.09	8.40	100
Rank	2	1	3	****

If we examine average views of the user we find that 31.8 (46.09%) views about collection is moderate, 31.4 (45.51) is excellent and only 5.8 (8.40%) views given inefficient collection (fig – 2).

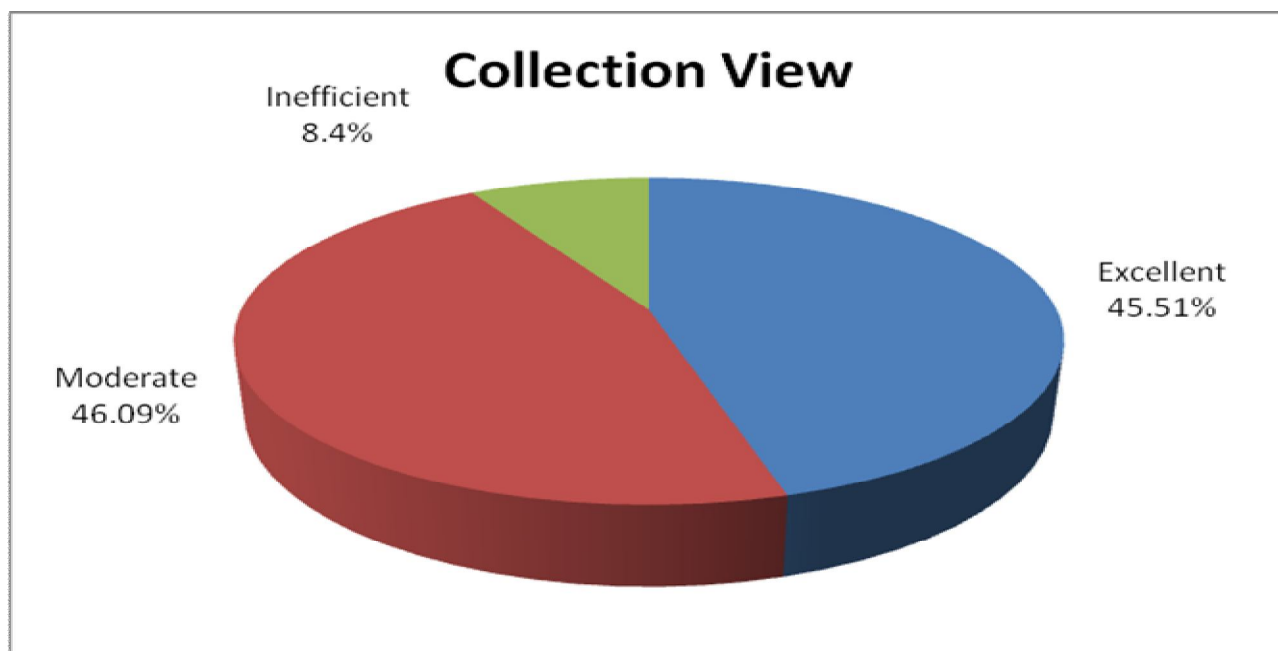


Fig (2): Users View about Total Collection

C. Users View About The Library Service

We found that overview satisfaction of the library services and get the result were 7.24 (10.50%) views that service is poor, 30.41 (44.07%) views satisfactory label and 31.35 (45.43%) views excellent (Fig – 3).

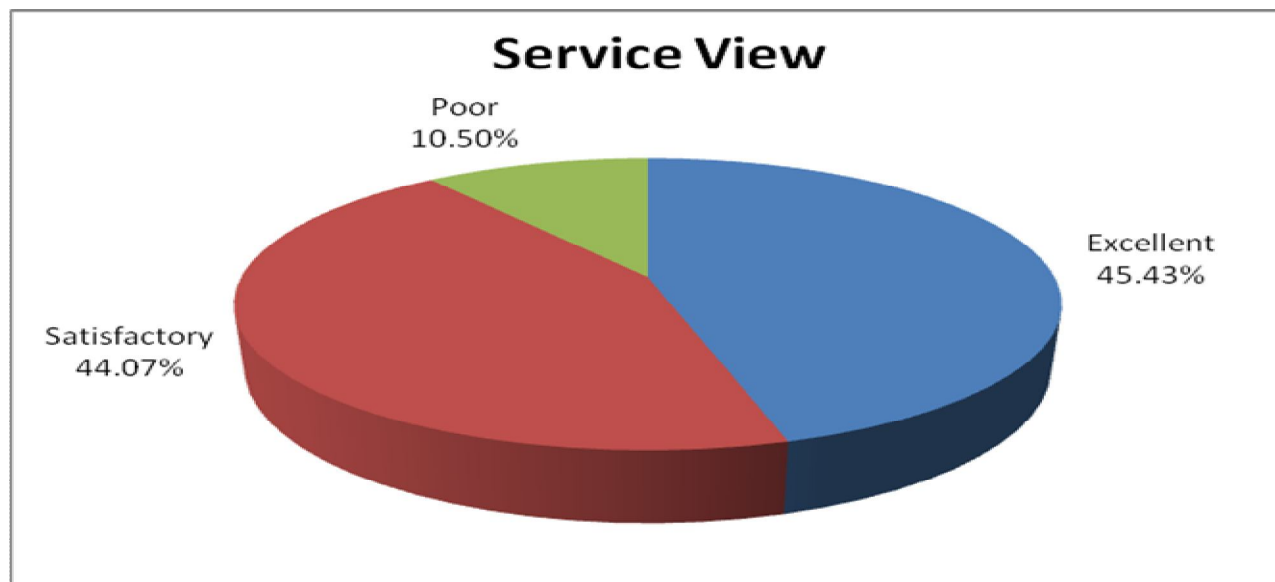


Fig (3): Total Library Service View by Users

When we ask them the individual services of their library they have given their view about the library service. Result show on Table – 3, most respondents 48 (69.56%) views that circulation is an excellent, 49 (71.01%) views that news clipping service is satisfactory label and 19 (27.53%) views that video conferencing service is poor.

Services	Excellent	Satisfactory	Poor	Frequency
Circulation	48	18	3	69
Reference	29	36	4	69
OPAC	42	22	5	69
Internet	40	23	6	69
CAS	22	31	16	69
Reprography	23	37	9	69
Display Board	25	35	9	69
News Clipping	15	49	5	69
Print Journal	28	27	14	69
On-line Journal	27	37	5	69
Magazine	40	26	3	69
NPTEL (Offline)	45	23	1	69
E-Books	30	39	0	69
Scanning	20	30	19	69
Reading Room Assistant	41	24	4	69

Digital Library Assistant	42	26	1	69
Video Conferencing	16	34	19	69
Average	31.35	30.41	7.24	69
%	45.43	44.07	10.50	100
Rank	1	2	3	****

C. Users view About The Future Development of Library

1) *Type of Document Digitization:* The question was asked to the respondents that, view about type of document they prefer for digitization. Result showing that the maximum views on 55.07% book, 52.17% study material, then question papers 36.23%, 33.33% views on project reports and 18.84% views on syllabus (Fig – 4).

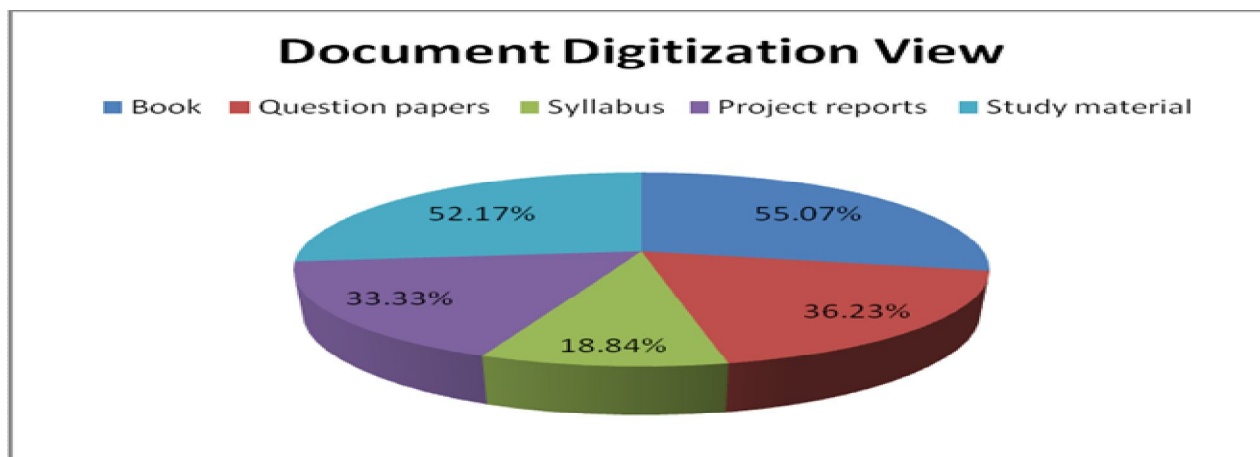


Fig (4): Type of Document Digitization by User

2) *Type of CD-ROM Service:* The question was asked to respondents that view about the CD-ROM service, 46.37% views on full text and lecture through Audio visual material 46.37%, 27.53% views on accompanied with books, 24.63% respondent on accompanied with magazine and 5.79% on only database (fig – 5).

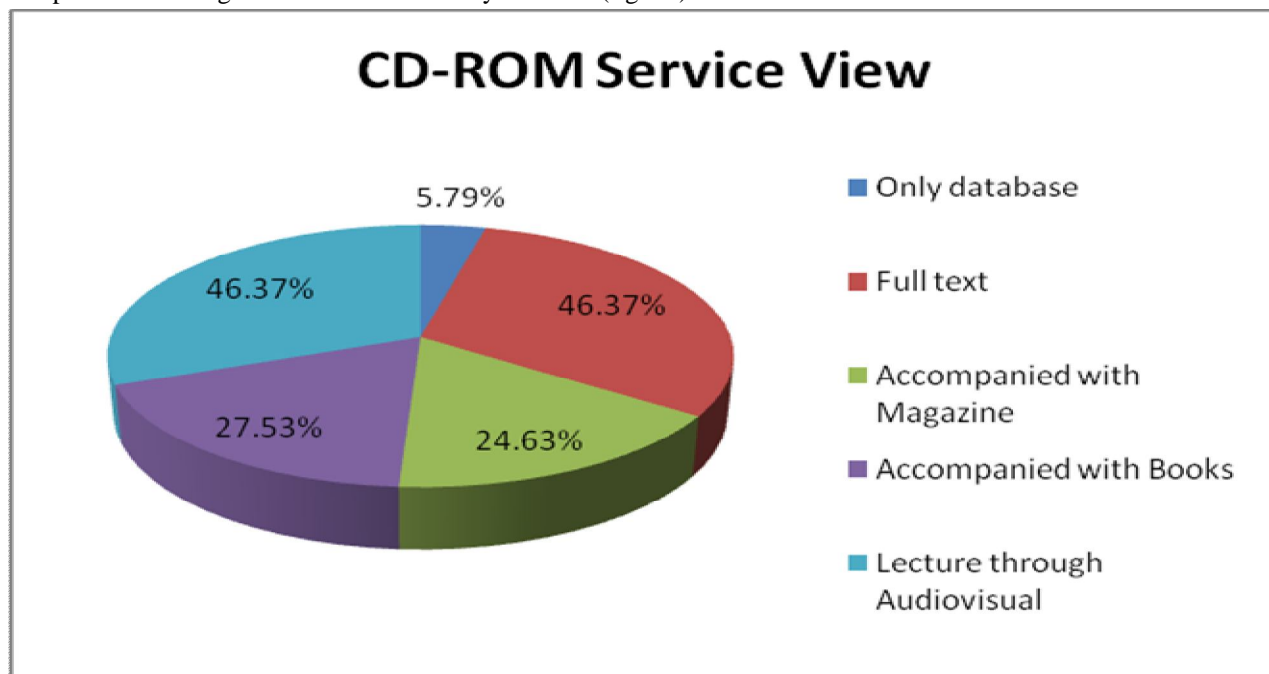


Fig (5): Users View about CD-ROM Services

**D. Development of Library Service**

The question was asked to respondents to suggestion regarding library development. From the total respondents 85.50% view that digitization required, followed by increasing video lecture 59.42%, and e-mail alert 57.97%, increasing e-book collection 49.27%. View about the development of Webopac and increasing webcourses 47.82%. There is a campus wide networking and open access 40.57%, increasing print collection views about 33.35%. View on RFID system 27.53%, increasing e-journal collection 26.08%, and manual catalogue 21.73%, change library hours 20.28% and 20.28% library orientation program respectively (fig - 6). So, we feel from the above study that the digitization 85.5% must required for the library.

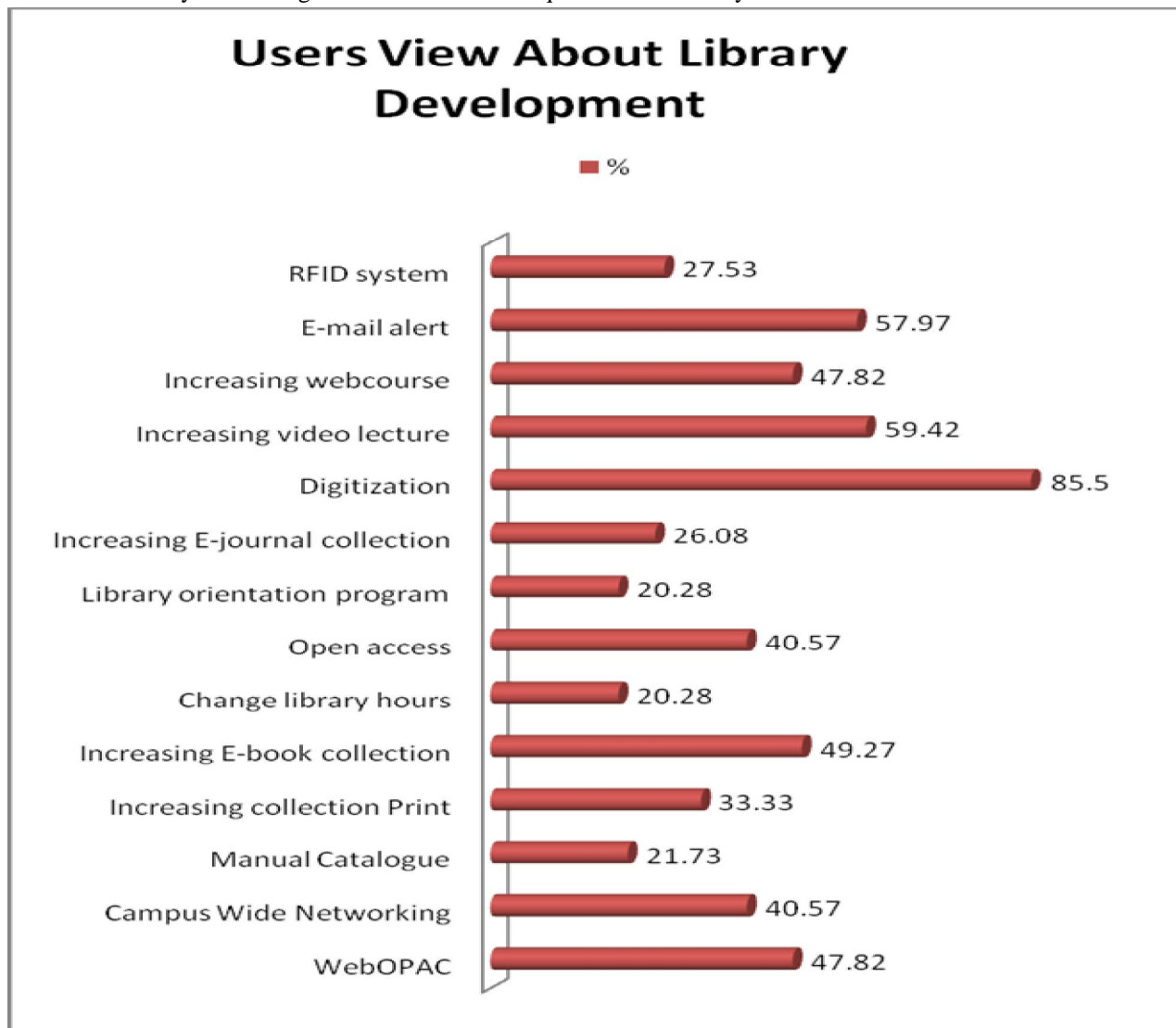



Fig (6): Users View About Library Development

**E. Findings**

The above studies represent the views of student only of the Academy of Technology, Hooghly. We find in the above study that 31.89% student were spent time in library less then 5 hours per week. They quite satisfy about the collection (46.09%). But they maximum satisfy with the services (45.43%) of the library, most preferred NPTEL (Offline) material, Newspaper, Magazine, Books etc. After consulting with experts in the subject field was the preferred that print copy must required and beside electronic resource also required. Most students views that digitization is required for Books (55.07%) and study material (52.17%) and question paper (36.23%). Demand of CD-ROM service with full text document required for the student members (46.37%) and lecture through A/V material (46.37%). They also gave suggestion regarding development of the library digitization (85.50%), increasing video lecture (59.42%), e-mail alert service (57.97%) respectively.



## V. CONCLUSION

Information plays a significant role in our professional and personal lives. People need information to work properly in their fields. Knowledge of the information needs and information seeking behavior of users is vital for developing library collections, upgrading facilities, and improving services to effectively meet the information needs of users. This study is an effort to fill a gap in understanding the information needs of engineering students. Engineering student information needs are diverse and they rely heavily on e-material or E-resource, so the lack of availability of required material in libraries is a major problem in information collecting. Information professionals can analyze the findings of the study and design, develop, and introduce new library and information services for the engineering students.

## REFERENCES

- [1] Balla, C.A. (2015). Present status survey of engineering libraries in Sri Venkateswara University, Andhra Pradesh, India. *Global Educational Journal of Library and Information Science*. 3(1), 2015, pp. 83-90
- [2] Ghosh, Shyamal and Hatua, Sudip Ranjan (2016). Status of private technical college libraries in West Bengal. *International Journal of Library and Information Science (IJLIS)*. 5(2), 2016, pp. 71-78.
- [3] Hussain, Akhtar and Kumar, Krishan (2006). Use, collection and services of IIRS Library: a survey. In BANDYOPADHYA (S.S) and others, *Eds. Proceedings of National Conference on Information Management in Digital Libraries (NCIMDIL)*. Central Library IIT., Kharagpur, 2006, pp. 643-46.
- [4] Singh, M (2013). Status of engineering college libraries in sonapat, Haryana: a comparative study. *International Journal of Information Dissemination and Technology*. 3(4), 2013. Pp. 260-263
- [5] Srinivasulu, P and Reddy, V. Pulla (2010). A Survey of Medical College Libraries in Andhra Pradesh, India. *Library Philosophy and Practice*, 2010 (June)
- [6] Academy of Technology: <http://www.aot.ac.in/>





10.22214/IJRASET



45.98



IMPACT FACTOR:  
7.129



IMPACT FACTOR:  
7.429



# INTERNATIONAL JOURNAL FOR RESEARCH

IN APPLIED SCIENCE & ENGINEERING TECHNOLOGY

Call : 08813907089  (24\*7 Support on Whatsapp)