



iJRASET

International Journal For Research in
Applied Science and Engineering Technology



INTERNATIONAL JOURNAL FOR RESEARCH

IN APPLIED SCIENCE & ENGINEERING TECHNOLOGY

Volume: 6 Issue: IV Month of publication: April 2018

DOI: <http://doi.org/10.22214/ijraset.2018.4726>

www.ijraset.com

Call:  08813907089

E-mail ID: ijraset@gmail.com

MQTT Based Kitchen Monitoring and Controlling

Shriraksha K A¹, Mr. Shrikanth Rao²

Department of electronics and communication, Vivekananda collage of Engineering and Technology, Puttur, India

Professor and Head, Department of ECE, Vivekananda collage of Engineering and Technology, Puttur, India

Abstract: *The outline and improvement of a practically checking and controlling framework for kitchen condition progressively has been accounted for in this paper. The framework mainly screens kitchen condition parameters, for example, light force, room temperature, fire identification, movement recognition and LPG gas level, has been created. The framework can screen the status of kitchen and send an SMS by means of Message Queuing Telemetry Transport (MQTT) standard protocol, if the conditions get unusual, to a concerned specialists cell phone. Node MCU will send the message to the server by MQTT with the help of IOT. The framework offers an entire, minimal effort, intense and easy to use method for ongoing observing and remote control of kitchen. A model is produced and tried with high exactness result.*

Index Terms: *Embedded Web server, Microcontroller, Remote Monitoring, mobile, Sensor, Node MCU..*

I. INTRODUCTION

Kitchen condition observing is one of the critical measures to be intently checked progressively for well being, security and solace of individuals. With the headway in Internet advancements and Wireless Sensor Networks (WSN), another pattern in the period of pervasiveness is being figured it out. Huge increment in clients of Internet and adjustments on the inter networking advancements empower systems administration of ordinary items. Different sensors like Light sensor, Flame sensor, PIR motion sensor, Temperature sensor and Gas sensor are connected to Node MCU.

Light sensor is the sensor, which identifies whether light is on or off. If the light is on/off, it will send the information to Node MCU. MQTT enables resource-constrained IOT to send information of light sensor to the server. This server sends the information to the mobile.

Flame sensor is the sensor which detect the fire. If fire is exist, it sends the information to Node MCU. By using MQTT, data contained IOT are send to the server. This server sends the information to the mobile.

PIR Motion sensor is the sensor which detect the movement. If the person moving in front of this sensor, movement is detected and information is given to Node MCU. By using MQTT the resource contained IOT sends the information to the server. This server sends the information to the mobile through SMS.

Temperature sensor is the sensor which identifies the present temperature and humidity of the environment. Temperature value is directly given to Node MCU. By using MQTT resource contained IOT sends the information to the server. This information is directly received by the mobile through SMS.

Gas sensor is the sensor which identifies the leakage in kitchen. Leaked gas information is given to Node MCU. By using MQTT resource contained IOT are send to the server. Mobile directly receives the information from the server through SMS.

In other way, bulb is 'on' by using relay with the help of mobile. Here mobile send the information to the server. By using MQTT resource contained IOT sends the information from the sever to Node MCU. This Node MCU will send the information to the relay and hence the bulb is switched 'on'.

The paper explain about Node MCU based kitchen monitoring system. This system can monitor the kitchen and sends the information to the mobile though SMS. Hence also can see the output though laptop. The framework has the ability to control through web, where the subject got sms is perused by the formed calculation encouraged into Node MCU and after that the framework reacts to the relating guideline with high security. The client can straightforwardly sign in and cooperate with the implanted gadget progressively without the need to keep up an extra server. The framework is separately constructed, enabling distinctive modules to be included. Moreover, it is adaptable to suit an extensive variety of estimation gadgets with proper interfaces. It has an assortment of highlights, for example, vitality productive, knowledge, minimal effort, compactness and superior. Here light sensor is the sensor which detects only light, flame sensor is the sensor which detects only flame, PIR Motion sensor is the sensor which detects only the movement, temperature sensor is the sensor which detects only the temperature, gas sensor is the sensor which detects only the gas. The detecting system use to alert an authorized person through MQTT network. Hence the gas alert system, temperature detecting system, motion detecting system, light detecting system and flame detecting system gives advantage to users as they can be alert from the system as there are any absence of hazardous allowed them to take an action.

II. LITERATURE REVIEW

Smart home security control system has become indispensable in daily life. The design and development of a home security system, based on human face recognition technology and remotely monitoring technology, to confirm visitor identity and to control door accessibility has been reported in this paper. This paper describes about the implementation and deployment of wireless control system and accessibility in to a home environment for authenticated people only[2].

outline, execution and testing of a home-observing framework that uses online Map from a GIS in conjunction with the promptly accessible open satellite-based GPS, and GPRS versatile systems. Notwithstanding identifying gatecrashers, the framework enables a mortgage holder to remotely screen different basic home sensors status including those tied to flame, flooding, and gas spills. Mortgage holders can screen their homes through their cell phone or by utilizing the Internet[4].

The implanted web server, which take Samsung organization's ARM9-S3C2440AL processor as center, is composed, it's working framework is Linux, the framework equipment design is exhibited. At that point the procedure of the Linux working framework being transplated on ARM is presented. The acknowledgment of Boa and dynamic communication amongst program and the implanted framework by utilizing CGI are particularly dissected. At last the executed inserted web server is tried to show that it reacting quickly and works productively and relentlessly, which accomplishes the eager planning reason[8].

A telemedicine framework in view of installed PC framework is exhibited, which is outlined extraordinarily for the need of prompt medicinal treatment in remote territories. In the framework implanted Linux is chopped down, modified and ported into the screen terminal. Information trade between the screen focus and the terminal through Internet and GPRS is presented. This framework which is advantageous, convenient and high financially savvy, can tele-screen four imperative bio-signals, for example, cardiograph, circulatory strain, breath and temperature through GPRS or Internet, which is of extraordinary change for improvement of telemedicine in creating nations[11].

Prerequisites on therapeutic protection are expanded quickly with economy developed and living conditions progressed. As individual self-wellbeing being centered around and social restorative review being advanced, human biosignals screens whose highlights are versatile, remote, simple diagnosing, ease and helpful at home, are increasingly essential. We along these lines create portable wearable finder for remote ECG transportation in view of bluetooth convention however GPRS/Internet to be utilized as self-ECG screen. The paper presents framework design and its module, and portrays wearable locator, Bluetooth usage in subtle elements. We trust that limiting and remote will be generally connected in pharmaceutical and well being fields. GPS will be incorporated into the finder later on[14].

The framework has multi-usefulness that was acknowledged utilizing virtual instrumentation innovation. The Internet was utilized as a vehicle to convey the virtual medicinal instruments and restorative information progressively. The framework encourages the extraction of profitable indicative data utilizing implanted progressed biomedical flag preparing calculations[13].

III. SYSTEM DESCRIPTION

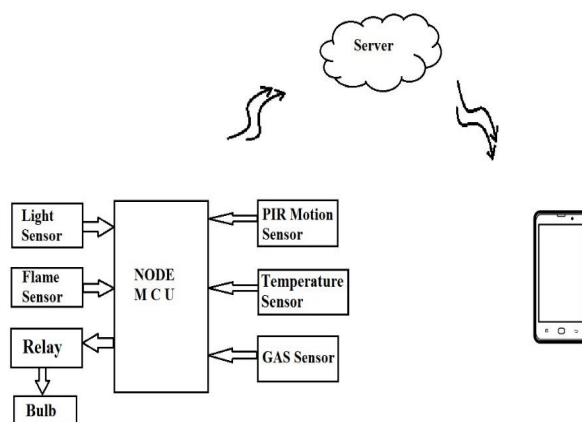


Fig 1:Layout of kitchen monitoring system

In the above layout Node MCU is built in function of arduino and Wi-Fi. Here we considered different sensors. They are Light sensor, Flame sensor, PIR Motion sensor, Temperature sensor and Gas sensor. Here Flame sensor detects the fire. If the detected value is '0' then we can consider it as fire is detected. If the detected value is '1' then fire is not detected. This detected value is then given to Node MCU. MQTT enables resource contained IOT devices to the server. This server sends the information to the mobile through SMS.

Gas sensor detects the leakage in gas. If the detected value considered as '0' then gas is present. Suppose the detected value is '1' then gas is not present. This detected data is moved to Node MCU. By using MQTT protocol resource contained IOT are given to server. From this server it sends the information to the mobile, through SMS as gas is detected/not detected .

LDR is the light detecting sensor . It detects light and give the output in binary form as '0' or '1'. If the detected value is '1' then gas is leaked and if the binary value is '0' then gas is not leaked. This detected binary value is given to Node MCU. By using MQTT protocol, the resource contained IOT are given to server. This server will send the information to mobile through SMS as light is on or off.

PIR Motion sensor is the sensor which detect the movement. If the person is moving, PIR Sensor identifies the movement and store the value in binary form. It store the value as '0' or '1'. If the detected value is '1' then motion is detected and transfer the data to Node MCU. By using MQTT protocol the resource contained IOT are given to the server. This server will send the data to the mobile in the form of SMS and identify the information as motion is detected.

Temperature sensor is the one which identify the humidity and temperature of the environment. This sensor directly give the value of humidity and temperature to the Node MCU. By using MQTT protocol the resource contained IOT are given to server. This sever will directly send the value of humidity and temperature to the mobile through SMS.

A. Node MCU wireless network

In the improvement of kitchen observing framework the Node MCU correspondence has been utilized. The Node MCU gadget is a vitality productive, high precision, self-arranging, minimal effort, correspondence innovation. The correspondence between the sensor module and sink module is performed from side to side in a Node MCU module.




Fig 2: Hardware part to measure (a)Flame sensor, (b)Gas sensor, (c)Light sensor, (d)PIR Motion sensor, (e)Temperature sensor, (f)bulb is switched on by using relay.

B. Detecting Unit

We have utilized five distinct sorts of sensors as detecting units for compelling information administration on the IoT systems. The detecting unit measures the ecological molding esteems, for example, temperature sensor, light sensor,PIR motion sensor, gas sensor and flame sensor. Along these lines, the manufactures of various sorts of detecting units empower remote observing and controlling of family machines through IoT entryway and IoT application. Fig. 2[a,b,c,d,e] delineates the manufactured detecting units utilized as a part of the IoT application wherein the information is sent through the IoT portal incorporated with Node MCU facilitator.

C. IOT Presentation Entryway

The change of detecting data between the Node MCU and server is executed by a program at the IoT application passage, as the Node MCU arrange does not have the engineering to speak with web conventions. The IoT application passage comprises of a program for changing Node MCU addresses and typifying information payloads in a web convention.

IV. EMBEDDED SOFTWARE USE AND IMPLEMENTATION

A platform for Arduino kit influenced to be collected in any software design talk with compilers that generate dual engine program for the detached workstation. Atmel gives an advancement situation to their 8-bit AVR and 32-bit ARM Cortex-M based micro controller. NodeMCU is an open source IoT stage. It incorporates firmware which keeps running on the ESP8266 Wi-Fi SoC from Espressif Systems, and equipment which depends on the ESP-12 module. The expression "Node MCU" as a matter of course alludes to the firmware as opposed to the improvement packs. The software work in following way:

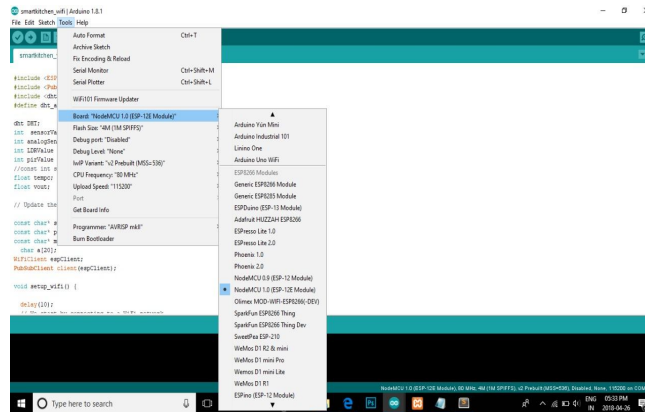


Fig 3: step1 Screen-shoot of software used

Initially open the software Arduino 1.8.1 and select the tools in that. The tools used is Board: "NodeMCU 1.0(ESP-12E Module)". In this we have to select NodeMCU 1.0(ESP-12E Module).

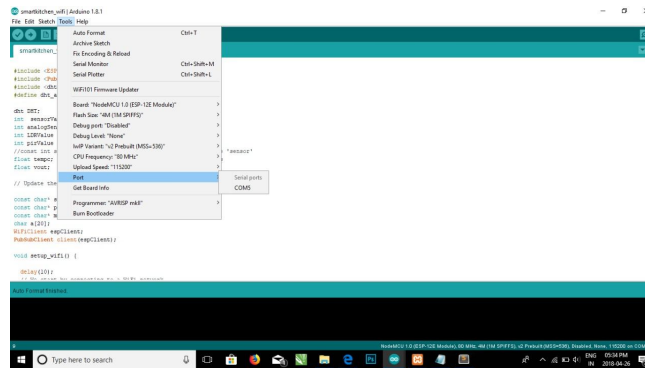


Fig 4: step2 Screen-shoot of software used

In tools, select the port. Here used port is Serial port COM5. After selecting the port write the program to execute the desired output.

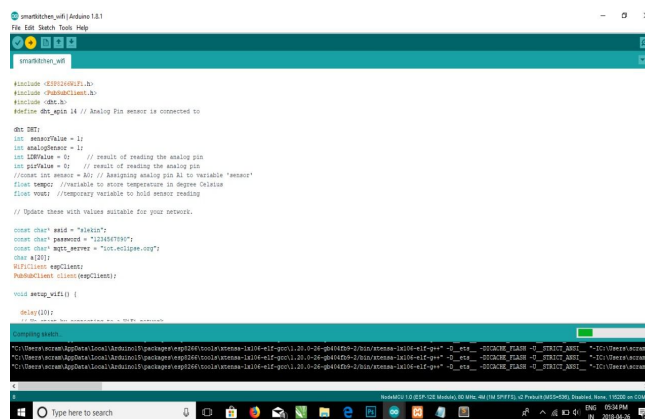


Fig 5:step3 Screen-shoot for software used

In this step we have to dump the program to the hardware and execution of the program will appear.

V. EXPERIMENTAL RESULT

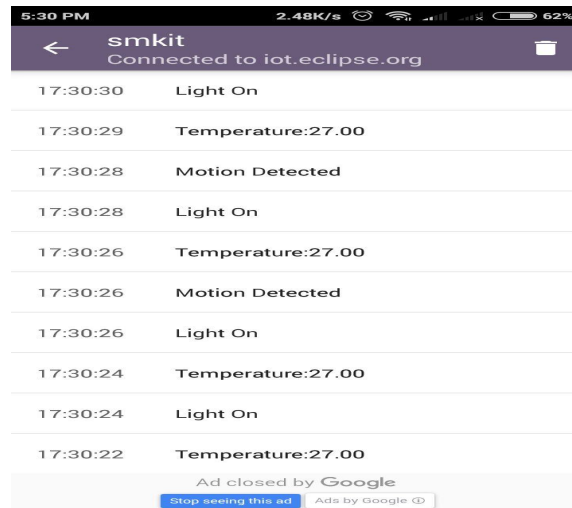


Fig 6: Output of the experiment

The experimental setup shown in the Fig2 explain about the hardware used in the system. The hardware used here are light sensor, flame sensor, PIR motion sensor, temperature sensor and gas sensor. All these hardware data are given to node MCU. The Node Micro Controller Unit is an open source programming and equipment advancement condition that is worked around an exceptionally economical System-on-a-Chip called the ESP8266. The ESP8266, planned and produced by Espressif Systems, contains every single significant component of the advanced PC: CPU, RAM, wifi, and even a cutting edge working framework and SDK. By using MQTT protocol the resource contained IOT are transferred to the server. This received data is converted and send as SMS message to the receivers mobile.

VI. CONCLUSION

This paper exhibits the plan and the usage of an intelligent kitchen checking framework with the Node MCU correspondence and Web-empowered estimation and control frameworks. The Web based screen and programmed control of hardware is shaping a pattern in computerization field. Supplanting PC with minimal effort single chip processor can influence heads to get parameters of various remote sensor and send to control data to handle types of gear whenever through Internet.

The MQTT protocol with resource contained IOT are a magnificent decision for this because of its broad scope. Since SMS is a content based convention, even the most fundamental Node MCU based frameworks can have an entrance to the status of the gadgets or roll out improvements on these states. The outline is totally remote and coordinated with the product to shape an ease, strong and effectively operable framework.

REFERENCES

- [1] N. M. Barnes, N. H. Edwards, D. A. D. Rose, and P. Garner, "Lifestyle monitoring technology for supported independence," *Comput. Control Eng.J.*, vol. 9, pp. 169-174, Aug. 1998.
- [2] Rhydo Technologies, "SIM900 GSM/GPRS RS232 Modem – User Manual", Dec, 2011
- [3] Vishay Semiconductors, "Photo Modules for PCM Remote Control Systems", Technical Datasheet, pp 1-8, April 2001.
- [4] Hanwei Electronics CO., LTD, "MQ-5 GAS Sensor," Technical Datasheet, pp. 1-2, May 2011
- [5] IEEE Standard for Information Technology-Telecommunications and Information Exchange Between Systems-Local and Metropolitan Area Networks, IEEE Standard 802.15.4-2003, 2003.
- [6] XBee-PRO RF Module. Digi Int. Inc., Hopkins, MN, USA. [Online].Available: <http://www.digi.com>, accessed Jun. 15, 2013.
- [7] Hong-TaekJu, _ Mi-Joung Choi and James W. Hong "An efficient and lightweight embedded Web server for Web-based network elementmanagement" *International Journal of Network Management*, pp. 261 – 275, Oct 2000
- [8] Mo Guan and MinghaiGu, "Design and Implementation of an Embedded Web Server Based on ARM" 978-1-4244-6055-7/10/\$26.00 ©2010 IEEE
- [9] Maik Schmidt. Raspberry Pi. A Quick Start Guide. Dallas, Texas: The Pragmatic Bookshelf, 2012, pp. 11-42.



- [10] T. Motylewski, "The industrial data-acquisition system with embeddedRt-Linux and network server technology," in Proc. Third Real-Time Linux Workshop, 2001. [Online]. Available: The Real Time Linux Foundation:<http://www.realtimelinuxfoundation.org/events/rtlws2001/papers.html>
- [11] P. Wang, J.-G. Wang, X.-B. Shi, and W. He, "The research of telemedicine system based on embedded computer," in Proc. 27th IEEE Annu. Conf. Eng. Med. Biol., Shanghai, China, Sep. 1–4, 2005, pp. 114–117.
- [12] J. Dong and H. H. Zhu, "Mobile ECG detector through GPRS/Internet," in Proc. 17th IEEE Symp. CBMS, Jun. 24–25, 2004, pp. 485–489.
- [13] G. Zhenyu and J. C. Moulder, "An Internet based telemedicine system," in Proc. IEEE EMBS Int. Conf. Inf. Technol. Appl. Biomed., 2000, pp. 99–103.
- [14] A. Sang, H. Lin, and C. E. Y. Z. Goua, "Wireless Internet-based measurement architecture for air quality monitoring," in Proc. 21st IEEE IMTC, May 18–20, 2004, vol. 3, pp. 1901–1906.



10.22214/IJRASET



45.98



IMPACT FACTOR:
7.129



IMPACT FACTOR:
7.429



INTERNATIONAL JOURNAL FOR RESEARCH

IN APPLIED SCIENCE & ENGINEERING TECHNOLOGY

Call : 08813907089  (24*7 Support on Whatsapp)