



iJRASET

International Journal For Research in
Applied Science and Engineering Technology



INTERNATIONAL JOURNAL FOR RESEARCH

IN APPLIED SCIENCE & ENGINEERING TECHNOLOGY

Volume: 3

Issue: II

Month of publication: February 2015

DOI:

www.ijraset.com

Call:  08813907089

E-mail ID: ijraset@gmail.com

Investigations on the Flexural Strength and the Effect of b/h and l/b ratio on the Carbon Fiber Reinforced Epoxy Laminated Composites

Dr. Rathnakar.G¹, Pal Pandian P², Dr. H K Shivanand³

^{1,2}Associate Professor, Department of Mechanical Engineering, Christ University Faculty of Engineering, Bangalore, Karnataka, India.

³Professor, Department of Mechanical Engineering, University Visvesvaraya College of Engineering, Bangalore, Karnataka, India.

Abstract: *In present day the use of fiber reinforced composites is increased remarkably in the various sectors of industries owing to its relative advantages especially in industries like aeronautics, automobile, ship building and in chemical industries, where the major emphasis is on weight reduction with a substantial increase in the mechanical strength of the component with enhanced durability by having properties like corrosive resistance, anti reactive to various acidic reactions and to withstand various climatic and temperature conditions. In this context carbon fibre reinforced laminated composites exhibit excellent mechanical properties. Investigation of various properties is difficult in composite materials because of its complex behavior further it is very difficult to evaluate the behavior of fiber laminated composites because of its enhanced complexity, evaluation of properties in composites is difficult with the addition of the fiber (carbon fiber) into the matrix. In this paper an investigation on the flexural properties of the carbon fiber reinforced laminates is carried out and the effect of breadth(b) to thickness (t) and the influence of the length (l) to breadth(b), Aspect ratio is being evaluated and appropriate conclusions are drawn.*

Keywords: *polymer laminate, aspect ratio, flexural properties, carbon fibre.*

I. INTRODUCTION

In recent days the use of polymer laminated composites is increasing in an exhaustive manner because of its enhanced chemical and mechanical properties with increased self life. The application of fiber reinforced polymer is not just restricted to non load bearing structures but also in structures that have to carry load. The fiber reinforced laminated composites exhibit typical mechanical behaviour when loaded, which is complex in its nature to analyse, the addition of the fibers makes the composite more complex and determination of its properties will be much more complicated. In the present study carbon fiber is used as the reinforcing material, carbon fibers exhibit several important characteristic properties, such as carbon fibers has the highest strength and highest price of all reinforcement fibers used in composites the size or thickness of carbon tows is measured in terms of number of filaments. Carbon fibers exhibit substantially better strength and stiffness values than the other type of fibers used, carbon fibers exhibit outstanding temperature performance, high electrical and low thermal conductivity. Impact or damage tolerance of pure carbon composite products can be from relatively low to very poor, and greatly depends on processing method.

Bert [1] proposed beam stiffnesses for rectangular laminated beams based on an integration through the thickness of the piecewise constant lamina longitudinal and shear moduli. Vinson and Sierakowski [2] applied the above approach to develop "an advanced theory" to obtain strength and stiffness of laminated beams under flexural load. Bauld and Tzend [3] presented a novel theory for thin-walled laminated beams with open cross-section based on this criterion. Effective moduli of laminated beams under flexure were proposed by Whitney et.al [5] from the reciprocals of the corresponding laminate compliances. Barcero et.al [6] adopted the above approach in order to develop a first order shear deformation theory for laminated beams and stiffness was characterized. Wu and Sun [7] applied a combination of second and third approaches to compute the laminated beam stiffnesses depending on the element slenderness and the presence of stiffening ribs.

II. METHODOLOGY

A. Fabrication of Carbon Fiber reinforced Laminates

International Journal for Research in Applied Science & Engineering Technology (IJRASET)



Fig 1: Hand lay up technique- Carbon Laminate




Fig 2 : Standard specimen for flexural test

The fiber chosen were bi-woven carbon fibre with density 1.6 g/cc. The bi-woven carbon fabric are cut in to the required shape and is bonded using an adhesive made from a mixture of LY556 resin and HY 951 hardner in proportions of 1000:100 by weight. The surfaces are thoroughly cleaned in order to enhance proper bonding between the fiber and the matrix by removing the dirt, oil and other solid impuriyies. The adhesive acts as the matrix material and bi woven carbon fabric is used as the reinforcing material to enhance the mechanical rpoperties of the laminate. The fabrics are stacked one above the other by applying the adhesive at every layer as matrix material. The stacked fiber with adhesive is allowed to cure for about 24 hours followed by vaccum bag technique to remove entrapped air if any in the laminate.

B. Vacuum bag technique

A process for molding reinforced plastics in which a sheet of flexible transparent material such as nylon plastics is placed over the lay-up on the mold and sealed. Vacuum is applied between the sheet and the lay-up. The entrapped air is removed by the vacuum and the part is placed in an oven or autoclave. Addition of pressure further results in higher fiber concentration and provides better adhesion between layers of composite construction. The entrapped air is removed by the vacuum and the part is placed in an oven or autoclave. The addition of pressure further results in higher fiber concentration and provides better adhesion between layers of laminate construction. Figure above depicts vacuum bag technique set up.




Fig 3: Closer look Flexural loading



Fig 4: Specimen Under Flexural loading

III. RESULTS AND DISCUSSION

International Journal for Research in Applied Science & Engineering Technology (IJRASET)

Table 1: CFRP specimen Details

Material	Fiber (%)	Resin (%)
FRP (2 mm)	54 (Carbon)	46 (Epoxy)

C. Flexural test on Carbon fiber composite Panels

Table 2: Geometric dimensions of Specimen:

Specimen	CFRP 1	CFRP 2	CFRP 3
b (mm)	12.75	13.5	20
h (mm)	2.05	2.12	2.2
b/h	6.22	6.36	9.09

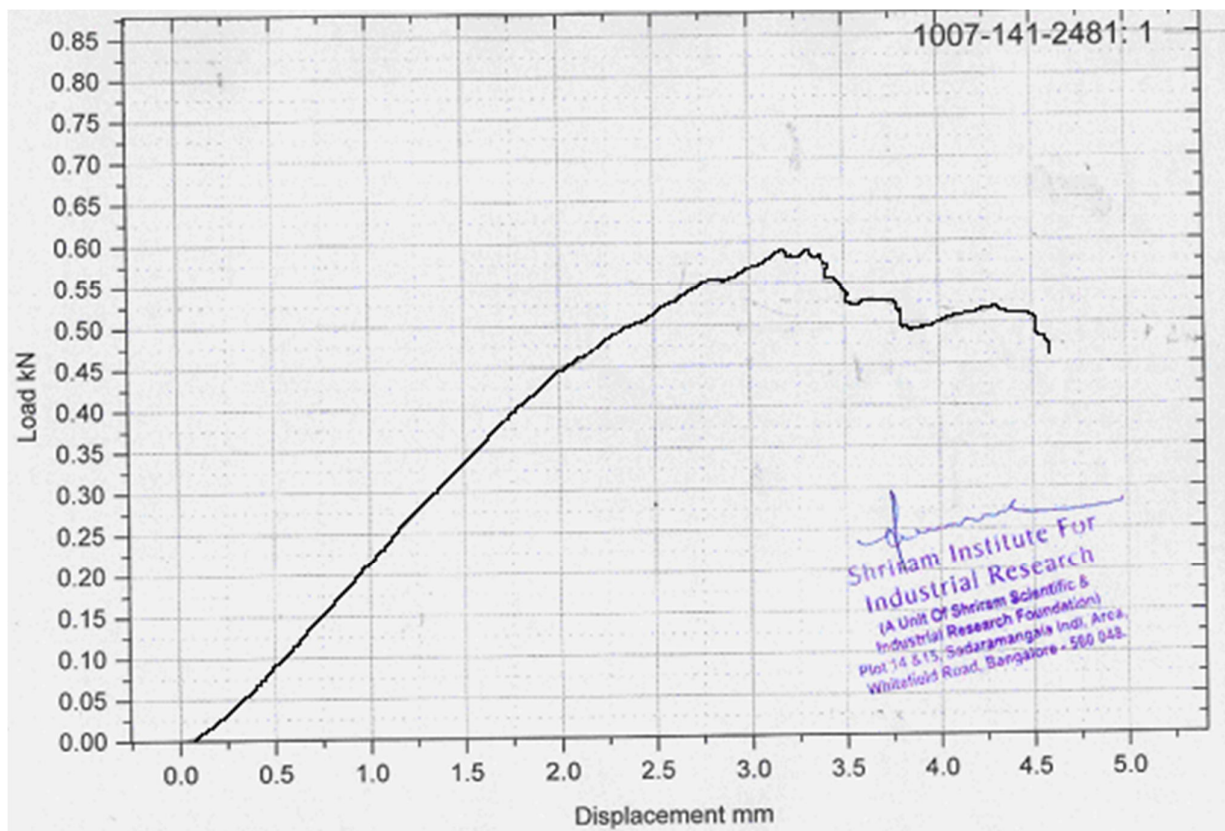


Fig 5: Graph showing Load Vs displacement Carbon fiber with 2 mm thick – CFRP 1

International Journal for Research in Applied Science & Engineering Technology (IJRASET)

Table 3: Length-to-width aspect ratio of beam specimens:

L (mm)	L/b		
	CFRP 1	CFRP 2	CFRP 3
128	10.03	9.48	6.4
180	14.11	13.33	9.0
235	18.43	17.4	11.75

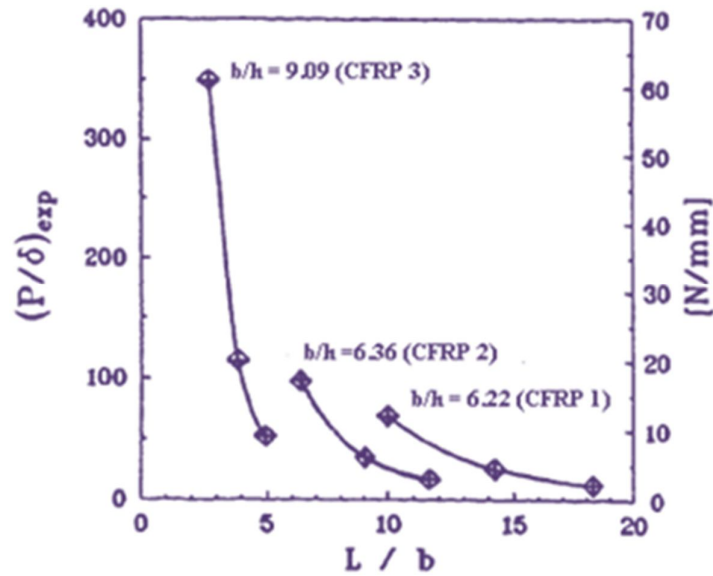


Fig.6 Graph of Load – Deflection coefficients versus aspect ratio

D. Calculation of beam Stiffness:

From the above fig; the slope of the graph provides the stiffness of the laminates for various L/b ratios. Similarly, stiffness values for other specimens are calculated and results recorded.

It is observed that for L/b ratio of 6.4 (CFRP 3) Specimen the stiffness value appeared large as compared to other laminates. The results of the computed stiffness values are recorded in the table.

Table 4: Stiffness values

P (Load) KN	δ (Displacement) mm		
	CFRP 1	CFRP 2	CFRP 1
0.10	0.5	0.32	0.21
0.20	1.0	0.68	0.4
0.30	1.51	1.01	0.62
0.40	1.78	1.38	1.22

The Moduli E_x and G_x will be expressed in terms of lamina stiffness components. The effective moduli of a laminated beam are the corresponding engineering constants of the laminate. Hence, the effective beam moduli are obtained from the reciprocals of the components of the laminate compliance matrix. Equation used to evaluate moduli is given below.

International Journal for Research in Applied Science & Engineering Technology (IJRASET)

$$\delta = \frac{PL^3}{48 (E_x)_{anal} I_y}$$

P – Load in N; L – span length (mm)

E_x – Moduli; I_y – M.I of beam cross section

IV. CONCLUSIONS

The fabrication of laminated Composite specimens with three different L/b ratios & with 2mm thickness using bi-woven carbon cloth has been successfully carried out. A simple Digital Flexural Test System has been utilized to determine Flexural parameters such as Flexural stiffness, & Moduli for composites panels of three different L/b ratios. Physical and mechanical properties of carbon matrix composite specimens have been evaluated as per the relevant ASTM standards.

Flexural parameters of laminated Composites were tested and results tabulated for various combinations of L/b aspect ratio of the specimens as per tests recommended by ASTM standards. The values obtained have been analyzed from available literature & an excellent agreement between test results has been observed. The influence of L/b ratio on the static flexural behavior of composite panels has been examined. Substantial increase (15%) in flexural stiffness can be observed in case of CFRP – 3 laminate without any appreciable increase in weight of the Composite panel.

REFERENCES

- [1] Pagano.N.J.1970, Exact solutions for rectangular bidirectional composite & sandwich plates, journal of composite materials, 4, 20-34.
- [2] Pagano.N.J and Hatfield S.J., 1972 Elastic behavior of multilayered bidirectional composites, AIAA Journal, 10, 931-933.
- [3] Noor A.K and Burton W S., 1989, Assessment of shear deformation theories for multi layered composite plates, Applied Mechanics Reviews,42(1),1-13
- [4] Reddy J.N., 1984, A simple higher order theory for laminated composite plate buckling, Applied Mechanics, 51,745-752.
- [5] Leiss A W., 1987, A Review of laminated composite plate buckling, Applied mechanics review, 40(5), 575-591.
- [6] Mau S T., 1973, A Refined laminated theory, Journal of applied mechanics, 40,606-607.
- [7] Di Sciuva,M., 1986, Bending, Vibration and Buckling of Simply Supported Thick Multilayered orthotropic plates: An evaluation of a new displacement model, journal of sound and vibration, 105,425-442.
- [8] Ren J.G., 1986, A new Theory of laminated plate, composite science and technology,26, 225-239.
- [9] Reddy J N., 1990 A review of redefined theories of laminated composite plates, Shock and Vibration Digest 22(7)3-17.
- [10] Rohchoon Park, Jyongisk Jang; "Stacking Sequence effect of aramid-UHMPE hybrid composites by flexural test method," Polymer Testing, vol. 16, pp. 549-562, 1997.
- [11] Robert Matteson and Roger Crane, "Flexural testing of steel wire composite beams made with Hradwire™ unidirectional tape,"NSWCCD-65-TR-2003/48 Nov. 2003 (NASA Technical Report)
- [12] P.D.Bradley, S.J. Harris, Strategic reinforcement of hybrid carbon fibers reinforced polymer composites, J. Mater. Sci.12(1977) 2401-2410. American Institute of Aeronautics and Astronautics
- [13] Damage Characteristics of Composite Honeycomb Sandwich Panels in Bending under Quasi-static Loading Journal of Sandwich Structures and Materials 2006; 8; 55 G. Zhou, M. Hill, J. Loughlan and N. Hookham
- [14] Deformation and Failure of Composite Structures – by Isaac M. Daniel, Emmanuel E. doutos, Jandro L. Abot and Kuang-An Wang, Journal of Thermoplastic Composite Materials 2003; 16; 345
- [15] All-Thermoplastic Composite Sandwich Panels – Part II: Modelling of Bending Behaviour by Olivier Skawinski, Christophe Binetruy, Patricia Krawczak, Jérôme Grando, Eric Bonneau, Jean-Marc Scanzi and Bruno Hilaire, Journal of Sandwich Structures and Materials 2004; 6; 423.
- [16] Finite Element Analysis of Composite and Sandwich Plates Using a Continuous Inter-laminar Shear Stress Model P. Topdar, A. H. Sheikh and N. Dhang Journal of Sandwich Structures and Materials 2003; 5; 207.
- [17] Characterization of the Effective Elastic Modulus of an Integrated Sandwich Composite, Y. C. Shiah and Jin H. Huang, Journal of Composite Materials 2003; 37; 1131.
- [18] "Compressive and flexural behavior of ultra-high-modulus polyethylene fiber and carbon fiber hybrid composites," Y.C.Shiah et.al Comp. Sci. & Tech., vol.59,pp. 13-18, 1999.
- [19] "Flexural testing of steel wire composite beams made with Hradwire™ unidirectional tape,"NSWCCD-65-TR-2003/48 Nov. 2003 (NASA Technical Report) Atsushi Kataoka.
- [20] Y.Li, K.J.Xian, C.L. Choy, Meili Guo, Zuoguang Zhang; "Compressive and flexural behavior of ultra-high-modulus polyethylene fiber and carbon fiber hybrid composites," Comp. Sci. & Tech., vol.59,pp. 13-18, 1999.

International Journal for Research in Applied Science & Engineering Technology (IJRASET)



G Rathnakar, Associate Professor of Mechanical Engineering, completed his BE and MTech from University of Mysore and did his MBA (HRM) from Pondicherry University. He has prior teaching experience from institutions like Sri M Visvesvaraya Institute of Technology and others. Many of his articles have been published in international academic journals and he also takes a keen interest in paper presentations/organizing seminars and conferences.



Pal Pandian P, Associate Professor of Mechanical Engineering, completed his BE (Mechanical Engineering) from Madurai Kamaraj University, MTech (Industrial Engineering) from National Institute of Technology, Trichy and MBA from Alagappa University. Currently pursuing his PhD (Mechanical Engineering) in Anna University, Chennai. He has 14 years of experience in Academic. He has been an enthusiastic participant at various International and National Conferences/Seminars/Workshops around the World and also presented his research work at the same. He has published more than three dozen papers in the various National, International journals and Conferences. He has also guided a number of undergraduate, post-graduate projects.



H.K. Shivanand received the B.E. Degree in Mechanical Engineering from Bangalore University in First Class and M.E. in Mechanical Engineering with specialization in Manufacturing Engg. in First Class with Distinction from Bangalore University, Karnataka, India, & Ph.D. in the field of Mechanical Engg. from Bangalore University, Karnataka, India, respectively. Since 2006, he is working as faculty in University Visvesvaraya College of Engineering, Bangalore, in the Department of Mechanical Engineering, which is affiliated to Bangalore University, Bangalore, Karnataka, India.



10.22214/IJRASET



45.98



IMPACT FACTOR:
7.129



IMPACT FACTOR:
7.429



INTERNATIONAL JOURNAL FOR RESEARCH

IN APPLIED SCIENCE & ENGINEERING TECHNOLOGY

Call : 08813907089  (24*7 Support on Whatsapp)