



IJRASET

International Journal For Research in
Applied Science and Engineering Technology



INTERNATIONAL JOURNAL FOR RESEARCH

IN APPLIED SCIENCE & ENGINEERING TECHNOLOGY

Volume: 6 Issue: VIII Month of publication: August 2018

DOI:

www.ijraset.com

Call:  08813907089

E-mail ID: ijraset@gmail.com

Density and Ultrasonic Velocity Study of 1, 2-Dichloroethane with Nitrobenzene Binary Liquid Mixture at 303.15K and 308.15K Two Temperatures at 4MHz

M. Bonju Babu¹, Ch. Praveen Babu², G. Pavan Kumar³, K. Samatha⁴

^{1, 2, 3, 4}Ultrasonic Laboratory, Department of Physics, Andhra University, Visakhapatnam- 530003, India

Abstract: Theoretical values of ultrasonic velocity and density in the binary mixture of 1, 2-Dichloroethane with Nitrobenzene have been evaluated at two temperatures 303.15 K and 308.15 K at fixed frequency 4MHz have been measured. From the experimental data acoustical parameters such like acoustic impedance(Z), Adiabatic compressibility(β_{ad}), available volume (V_a), intermolecular free length (L_f), molar volume (V_m), free volume (V_f), internal pressure(π_i), relaxation (τ) and Gibb's free energy (ΔG^*) have been completed. These results are interpreted in terms of molecular interaction between the components of the mixture using Ideal mixture relation colligative factor theory, Junjies method and free length theory (L_f). A good agreement has been found between theoretical and experimental values U_{exp}^2/U_{mix}^2 has also been computed for binary liquid mixtures system.

Keywords: Ultrasonic velocity, density, binary liquid mixture, 1, 2-Dichloroethane, Nitrobenzene.

I. INTRODUCTION

Measurement of ultrasonic speed has been adequately utilized in understanding the molecular interaction in pure, binary and higher order multi component liquid mixture [1-3]. The propagation of inaudible speed throughout the medium could also be a thermodynamical property and has come to be recognized as a terribly specific and distinctive tool for predicting and estimating various physico-chemical properties of the liquid mixture into consideration [4-10]. Ultrasonic speed measuring data proves to be a really easy and convenient too to work out varied thermodynamic properties of liquid and liquid mixtures. Within the present paper the theoretical values of ultrasonic speed in binary liquid mixtures containing 1, 2-Dichloroethane and Nitrobenzene at 2 temperatures 303.15 K and 308.15 K over the entire mole fraction vary of 1, 2-Dichloroethane are evaluated by using nomotos [11], impedance relation [12], van der Waals and van der Waals Ideal mix relation [13], Junjies method [14], are compared with the experimental values. 1, 2-Dichloroethane is a commonly known as ethylene dichloride is a chlorinated hydrocarbon. Chemical formula CH_2Cl_2 . It is a colourless liquid with a chloroform-like odour. The chemical 1, 2-Dichloroethane is most common use of the production of vinyl chloride, which is used to take polyvinyl chloride pipes, furniture and automobile upholstery, wall coverings, housewares, and automobile parts. Nitrobenzene is a water-insoluble pale yellow oil with an almond-like odour with the chemical formula $C_6H_5NO_2$ it is a freeze to give greenish-yellow crystal. It is also used to mask unpleasant odours in shoe and floor polish, leather dressings, paints solvents and other materials redistilled, soil of membrane nitrobenzene has been used as an expensive perfume for soaps a significant merchant for nitrobenzene is use in the production of the analgesic paracetamol. Comparison of theoretical values of ultrasonic velocities with the experimentally measured value in the present binary liquid mixtures is expected to reveal the nature of interactions between the component molecules of the liquid mixtures. The deviation of unity has been evaluated for explaining the non ideality in the liquid mixture for the variation of U_{exp}^2/U_{mix}^2 .

II. MATERIALS AND METHODS

The chemical used in the present investigation are of Analar grade (with purity > 0.995) and are obtained from SDFCL chemicals (1, 2-dichloroethane) and MERCK chemicals (Nitrobenzene). The chemicals are purified by standard procedure [16]. The different concentration of the liquid mixture are prepared by varying mole fraction with respect to Jacobs's method of continuous variation. Stoppered conical flasks are used for preserving the prepared mixture and the flasks are left undisturbed to attain thermal equilibrium. The chemicals used in the present investigation are of Analar grade (with purity > 0.995) and are further purified by employing the standard methods mentioned in literature [14-15]. Ultrasonic velocity (U) was measured using an ultrasonic

interferometer working at 4MHz with an accuracy of $\pm 0.05\%$ (Model F-81, Mittal enterprises, India). The measured speeds of sound have a precision of $0.8 \text{ m}\cdot\text{sec}^{-1}$. The temperature stability was maintained with $\pm 0.01 \text{ K}$. By circulating water bath around the measuring cell through a pump. The density (ρ) of the pure liquids and their mixtures are determined using a 10^{-5} m^3 double-arm pycnometer, and the values from triplicate replication at each temperature are reproducible within $2 \times 10^{-1} \text{ kg}\cdot\text{m}^3$ and the uncertainty in the measurement of density is found to be 2 parts in 10^4 parts. The reproducibility in mole fractions was within ± 0.0002

III. THEORY AND CALCULATION

Using the measured data, the acoustical parameters have been calculated. The experimental values of density (ρ), ultrasonic sound velocity (u) and viscosity (η) of pure liquids and their mixtures as function of mole fraction of 1, 2-Dichloroethane at 303.15 and 308.15K were used to calculate the parameters such as V_E , K_s , $\Delta\kappa_s$ and $\Delta\eta$ from experimental data using the following expressions

$$K_s = u^{-2} \rho^{-1} \tag{1}$$

$$L_f = K/u (\rho)^{1/2} \tag{2}$$

$$Z = u \rho \tag{3}$$

$$\Delta_L = L_f - [x_1 L_{f1} + x_2 L_{f2}] \tag{4}$$

$$\Delta Z = Z - [x_1 Z_1 + x_2 Z_2] \tag{5}$$

$$V_e = [x_1 M_1 + x_2 M_2 / \rho_1] - [x_1 M_1 + x_2 M_2 / \rho_2] \tag{6}$$

$$\Delta\kappa_s = \kappa_s - [x_1 \kappa_{s1} + x_2 \kappa_{s2}] \tag{7}$$

$$\Delta\eta = \eta - [x_1 \eta_1 + x_2 \eta_2] \tag{8}$$

$$\Delta u = u - [x_1 u_1 + x_2 u_2] \tag{9}$$

where κ_{s1} , L_{f1} , Z_1 , ρ_1 , u_1 , η_1 , M_1 , x_1 , V_1 , κ_{s2} , L_{f2} , Z_2 , ρ_2 , u_2 , η_2 , x_2 , M_2 , V_2 , κ_s , L_f , Z , ρ , u , and η , are isentropic compressibility, intermolecular free length, acoustic impedance, density, ultrasonic speed, viscosity, molecular weight, mole fraction and volume of the components 1, components 2, and mixtures, respectively

Table 1: Comparison of experimental Ultrasonic Velocity (U), Density (ρ), Viscosity (η), of pure liquid with literature value at 303.15K.

Components	Velocity (U)		Density (ρ)		Viscosity (η)	
	Exp	Lit	Exp	Lit	Exp	Lit
1,2-Dichloroethane	1270.4	1272(34)	1.2400	1.2408(35)	.7350	.7350(36)
Nitrobenzene	1432	1432	1.2020	1.2026	1.6061	1.6060

Table 2. Values of Ultrasonic Velocity (U), Density (ρ), Adiabatic Compressibility (β_{ad}), Intermolecular Free Length (L_f), Acoustical Impedance (Z), Molar Volume (V_m), Rao's Constant (R), Wada's constant (W), Available Volume (V_a), Degree of Molecular Interaction (χ_u) at temperatures 303.15 and 308.15 K with frequency 4MHz for molefraction 1,2-dichloroethane with Nitrobenzene.

X_1	U $\text{m}\cdot\text{s}^{-1}$	ρ $\text{Kg}\cdot\text{m}^{-3}$	$\beta_{ad}\cdot 10^{-10}$ $\text{m}^2\cdot\text{N}^{-1}$	$L_f \times 10^{-10}$ m	$Z \times 10^6$ $\text{Kg}\cdot\text{m}^2\cdot\text{s}^{-1}$	$R \times 10^{-3}$ $\text{m}^{10/3} \text{ s}^{-1/3} \text{ mol}^{-1}$	$W \times 10^{-1}$ $(\text{m}^3/\text{mol}^{-1})$ $(\text{N}/\text{m}^2)^{1/7}$	$V_m \times 10^{-6}$ $\text{m}^3/\text{mol}^{-1}$	$V_a \times 10^{-6}$ $\text{m}^3/\text{mol}^{-1}$	$\chi_u \times 10^{-2}$
303.15 K										
0.0000	1443.70	1196.51	4.0099	0.4155	1.7274	5.3977	8.4376	102.8921	1.0051	0.0000
0.2050	1410.90	1206.29	4.1644	0.4234	1.7020	5.0993	7.9892	97.9519	1.1577	0.0039
0.3920	1379.90	1214.71	4.3235	0.4315	1.6762	4.8345	7.5898	93.5546	1.2870	0.0060
0.5632	1350.40	1221.98	4.4876	0.4396	1.6502	4.5975	7.2315	89.6132	1.3980	0.0064
0.7206	1322.50	1228.57	4.6538	0.4476	1.6248	4.3835	6.9070	86.0382	1.4922	0.0056
0.8657	1295.90	1234.46	4.8237	0.4557	1.5997	4.1894	6.6121	82.7875	1.5735	0.0034
1.0000	1270.40	1240.08	4.9966	0.4638	1.5754	4.0114	6.3413	79.7968	1.6438	0.0000
308.15 K										
0.0000	1421.18	1187.50	4.1693	0.4278	1.6877	5.4102	8.4544	103.6724	1.1587	0.0000
0.2050	1391.70	1197.08	4.3131	0.4351	1.6660	5.1148	8.0100	98.7001	1.2850	0.0035
0.3920	1364.00	1206.20	4.4561	0.4422	1.6453	4.8494	7.6098	94.2066	1.3895	0.0057
0.5632	1337.60	1213.98	4.6040	0.4495	1.6238	4.6128	7.2519	90.1956	1.4792	0.0062
0.7206	1312.40	1220.97	4.7551	0.4568	1.6024	4.3992	6.9281	86.5673	1.5560	0.0052
0.8657	1288.40	1227.18	4.9090	0.4642	1.5811	4.2060	6.6344	83.2749	1.6218	0.0030
1.0000	1265.60	1232.80	5.0642	0.4715	1.5602	4.0300	6.3664	80.2678	1.6776	0.0000

Table 3. Values of Viscosity (η), Free Volume (V_f), Relaxation Time (τ), Internal Pressure (π), Gibb's Free Energy (ΔG), Enthalpy (H), Classical Absorption coefficient (α/f^2), Ultrasonic Attenuation (α) at temperatures 303.15 and 308.15 K with frequency 4MHz for molefraction 1,2-dichloroethane with Nitrobenzene.

X	$\eta \times 10^{-3}$ NSm ⁻²	$V_f \times 10^{-7}$ m ³ mol ⁻¹	$\tau \times 10^{-12}$ sec	$\pi \times 10^6$ Nm ⁻²	$\Delta G \times 10^{-20}$ K J mol ⁻¹	$H \times 10^{-3}$ J mol ⁻¹	$\alpha/f^2 \times 10^{14}$ m ⁻¹ s ²	α Neper/m
303.15 K								
0.0000	1.6475	1.2650	0.8808	457.3247	0.4734	47.0551	15.6239	48.2123
0.2050	1.4159	1.4424	0.7862	452.3563	0.4715	44.3092	12.6355	44.0322
0.3920	1.2235	1.6382	0.7053	447.0468	0.4698	41.8233	10.2858	40.3893
0.5632	1.0640	1.8498	0.6366	441.7971	0.4681	39.5909	8.4334	37.2529
0.7206	0.9349	2.0643	0.5801	437.6551	0.4666	37.6550	6.9979	34.6622
0.8657	0.8269	2.2883	0.5318	433.8743	0.4652	35.9193	5.8514	32.4294
1.0000	0.7350	2.5253	0.4897	430.2823	0.4639	34.3351	4.9224	30.4576
308.15 K								
0.0000	1.5279	1.3834	0.8494	448.9423	0.4808	46.5429	13.7181	47.2272
0.2050	1.3119	1.5842	0.7544	443.4083	0.4789	43.7644	11.1501	42.8370
0.3920	1.1328	1.8069	0.6730	437.7803	0.4770	41.2418	9.1334	38.9914
0.5632	0.9836	2.0513	0.6038	431.9987	0.4752	38.9644	7.5271	35.6703
0.7206	0.8632	2.2999	0.5473	427.3819	0.4736	36.9973	6.2753	32.9524
0.8657	0.7614	2.5673	0.4984	422.7846	0.4721	35.2073	5.2637	30.5655
1.0000	0.6739	2.8601	0.4550	417.9557	0.4706	33.5484	4.4360	28.4114

Table 4. Excess Acoustic and Thermodynamic parameters of Ultrasonic Velocity (U^E), Adiabatic Compressibility (β_{ad}^E), Intermolecular Free Length (L_f^E), Acoustical Impedance (Z^E), Molar Volume (V_m^E), Available Volume (V_a^E), Viscosity ($\Delta\eta$), Free Volume (V_f^E), Internal Pressure (π^E), Enthalpy (H^E), Gibb's Free Energy (ΔG^E) at temperatures 303.15, 308.15 K with frequency 4MHz for mole fraction 1,2-dichloroethane with Nitrobenzene.

X	U^E m/sec	β_{ad}^E $X10^{-10}$ N ⁻¹ ms ²	L_f^E $X10^{-10}$ m	Z^E $X10^6$ Kgm ² s ⁻¹	V_m^E $X10^{-6}$ m ³ /mol ⁻¹	V_a^E $X10^{-6}$ m ³ /mol ⁻¹	$\Delta\eta$ $X10^{-3}$ NSm ⁻²	V_f^E $X10^{-7}$ m ³ /mol ⁻¹	π^E $X10^6$ N/m ²	H^E $X10^{-3}$ J/mol	ΔG^E $X10^{-20}$ J/mol
303.15K											
0.0000	0.0000	0.0000	0.0000	0.0000	0.0000	0.0000	0.0000	0.0000	0.0000	0.0000	0.0000
0.2050	2.7291	-0.0477	-0.0020	0.0053	-0.1733	0.0216	-0.0445	-0.0810	0.5757	-0.1381	0.0004
0.3920	4.1321	-0.0732	-0.0030	0.0080	-0.2644	0.0315	-0.0663	-0.1209	0.8025	-0.2457	0.0006
0.5632	4.3042	-0.0780	-0.0032	0.0084	-0.2714	0.0331	-0.0696	-0.1250	0.8370	-0.3002	0.0006
0.7206	3.6767	-0.0671	-0.0027	0.0069	-0.2119	0.0269	-0.0551	-0.1089	0.7234	-0.2343	0.0005
0.8657	2.2293	-0.0404	-0.0016	0.0039	-0.1106	0.0154	-0.0306	-0.0677	0.4127	-0.1238	0.0003
1.0000	0.0000	0.0000	0.0000	0.0000	0.0000	0.0000	0.0000	0.0000	0.0000	0.0000	0.0000
308.15K											
0.0000	0.0000	0.0000	0.0000	0.0000	0.0000	0.0000	0.0000	0.0000	0.0000	0.0000	0.0000
0.2050	2.4586	-0.0400	-0.0017	0.0045	-0.1877	0.0198	-0.0407	-0.1024	0.6272	-0.1109	0.0005
0.3920	3.8680	-0.0644	-0.0027	0.0076	-0.2820	0.0273	-0.0600	-0.1560	0.8468	-0.2022	0.0007
0.5632	4.1080	-0.0697	-0.0029	0.0080	-0.2855	0.0281	-0.0630	-0.1644	0.8811	-0.2546	0.0007
0.7206	3.3803	-0.0594	-0.0024	0.0066	-0.2323	0.0233	-0.0490	-0.1481	0.7784	-0.1776	0.0006
0.8657	1.9389	-0.0353	-0.0014	0.0038	-0.1311	0.0138	-0.0270	-0.0948	0.4741	-0.0834	0.0004
1.0000	0.0000	0.0000	0.0000	0.0000	0.0000	0.0000	0.0000	0.0000	0.0000	0.0000	0.0000

Table 5. Experimental and Theoretical values of Ultrasonic velocity at temperatures 303.15, 308.15K for mole fraction 1,2-dichloroethane with Nitrobenzene.

Mole Fraction X	U_{EXP} ms ⁻¹	U_J ms ⁻¹	U_{NOM} ms ⁻¹	U_{FLT} ms ⁻¹	U_{IDR} ms ⁻¹	U_{IMR} ms ⁻¹	U_{RAO} ms ⁻¹
303.15 K							
0.0000	1443.70	1443.70	1443.70	1443.70	1443.70	1443.70	1443.70
0.2050	1410.90	1410.70	1413.79	1419.05	1407.15	1389.75	1411.86
0.3920	1379.90	1379.56	1384.29	1387.67	1374.29	1350.60	1380.58
0.5632	1350.40	1350.09	1355.20	1354.57	1344.57	1321.54	1350.17
0.7206	1322.50	1322.16	1326.53	1323.92	1317.59	1299.64	1321.75
0.8657	1295.90	1295.64	1298.26	1295.30	1292.96	1283.03	1294.84
1.0000	1270.40	1270.40	1270.40	1270.40	1270.40	1270.40	1270.40
308.15 K							
0.0000	1421.18	1421.18	1421.18	1421.18	1421.18	1421.18	1421.18
0.2050	1391.70	1392.00	1394.41	1398.32	1388.28	1372.76	1391.15
0.3920	1364.00	1364.27	1367.98	1375.47	1358.74	1337.52	1364.59
0.5632	1337.60	1337.86	1341.89	1347.25	1332.06	1311.34	1337.96
0.7206	1312.40	1312.67	1316.13	1319.11	1307.86	1291.66	1312.70
0.8657	1288.40	1288.61	1290.70	1291.54	1285.79	1276.80	1288.49
1.0000	1265.60	1265.60	1265.60	1265.60	1265.60	1265.60	1265.60

Table 5. Percentage deviation between Experimental and Theoretical values of Ultrasonic velocity at temperatures 303.15, 308.15K for mole fraction 1,2-dichloroethane with Nitrobenzene.

Mole Fraction X	% U_{NOM}	% U_J	% U_{IDR}	% U_{FLT}	% U_{IMR}	% U_{RAO}	U^2_{exp}/U^2_{imx}
303.15 K							
0.0000	0.0000	0.0000	0.0000	0.0000	0.0000	0.0000	1.0000
0.2050	0.2046	-1.3972	-0.2658	0.5775	1.4993	0.0679	1.0307
0.3920	0.3180	-0.0249	-0.4069	0.5634	-	0.0495	1.0439
0.5632	0.3557	-0.0229	-0.4314	0.3089	2.1232	-0.0170	1.0442
0.7206	0.3047	-0.0257	-0.3716	0.1073	-	-0.0565	1.0355
0.8657	0.1823	-0.0204	-0.2269	-0.0461	2.1374	-0.0817	1.0202
1.0000	0.0000	0.0000	0.0000	0.0000	1.7283	0.0000	1.0000
					-		
					0.9934		
					0.0000		
308.15 K							
0.0000	1421.18	1421.18	1421.18	1421.18	1421.18	1421.18	1421.18
0.2050	1391.70	1392.00	1394.41	1398.32	1388.28	1372.76	1391.15
0.3920	1364.00	1364.27	1367.98	1375.47	1358.74	1337.52	1364.59
0.5632	1337.60	1337.86	1341.89	1347.25	1332.06	1311.34	1337.96
0.7206	1312.40	1312.67	1316.13	1319.11	1307.86	1291.66	1312.70
0.8657	1288.40	1288.61	1290.70	1291.54	1285.79	1276.80	1288.49
1.0000	1265.60	1265.60	1265.60	1265.60	1265.60	1265.60	1265.60

303.15 308.15

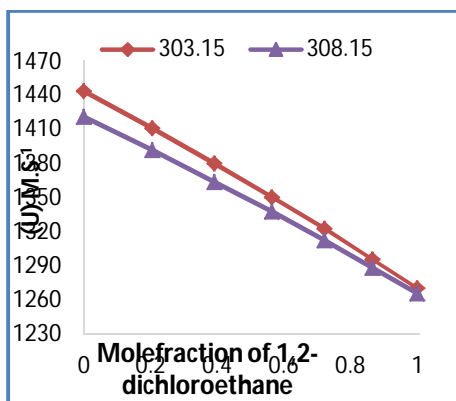


Fig.3.1.1 Variation of Ultrasonic Velocity with mole fraction of 1,2-dichloroethane + Nitrobenzene

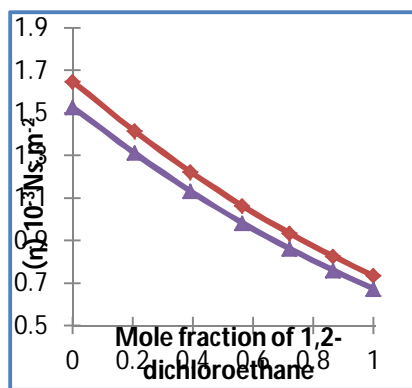


Fig.3.1.2 Variation of Viscosity with mole fraction of 1,2-dichloroethane + Nitrobenzene

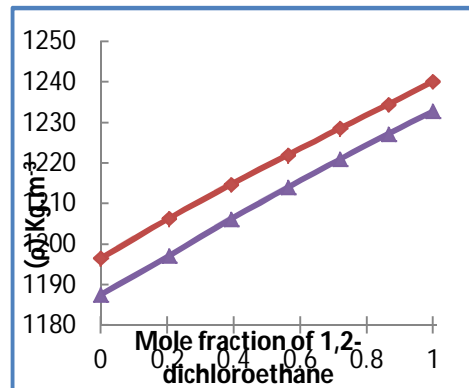


Fig.3.1.3 Variation of Density with mole fraction of 1,2-dichloroethane + Nitrobenzene

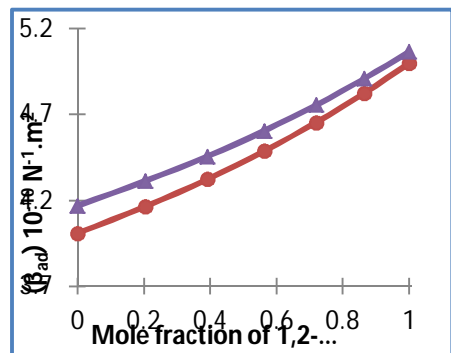


Fig.3.1.4 Variation of Adiabatic compressibility with mole fraction of 1,2-dichloroethane + Nitrobenzene

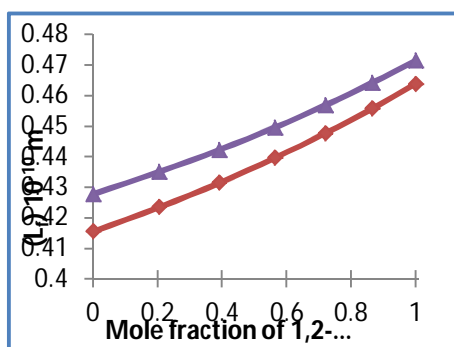


Fig.3.1.5 Variation of Intermolecular free length with mole fraction of 1,2-dichloroethane + Nitrobenzene

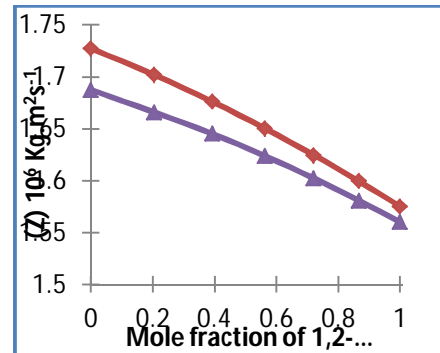


Fig.3.1.6 Variation of Acoustic impedance with mole fraction of 1,2-dichloroethane + Nitrobenzene

303.15 308.15

Fig.3.1.7 Variation of Molar Volume with mole fraction of 1,2-dichloroethane + Nitrobenzene

Fig.3.1.8 Variation of Available Volume with mole fraction of 1,2-dichloroethane + Nitrobenzene

Fig.3.1.9 Variation of Free Volume with mole fraction of 1,2-dichloroethane + Nitrobenzene

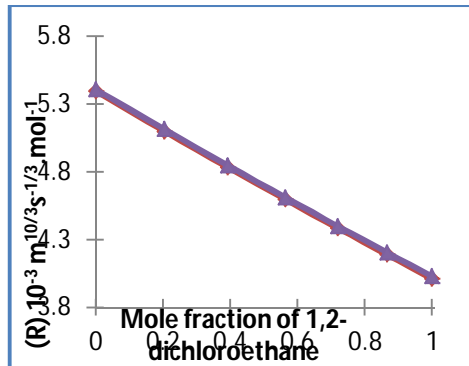


Fig.3.1.10 Variation of Rao's Constant with mole fraction of 1,2-dichloroethane + Nitrobenzene

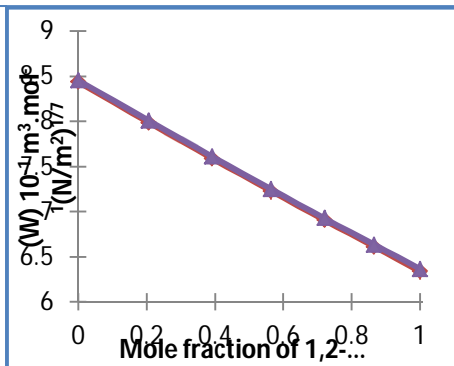


Fig.3.1.11 Variation of Wada's Constant with mole fraction of 1,2-dichloroethane + Nitrobenzene

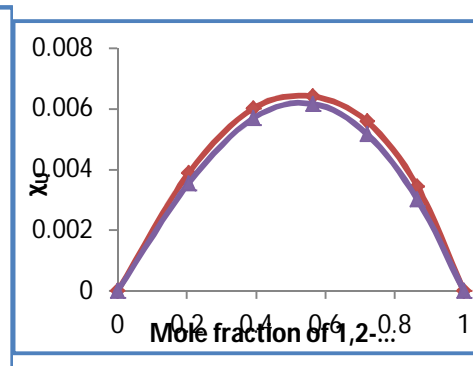


Fig.3.1.12 Variation of Degree of molecular interaction with mole fraction of 1,2-dichloroethane + Nitrobenzene

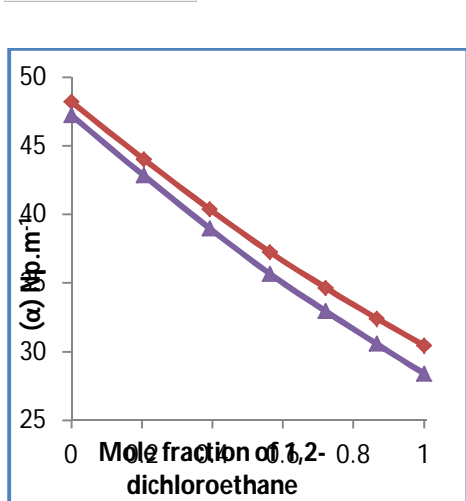


Fig.3.1.13 Variation of Ultrasonic Attenuation with mole fraction of 1,2-dichloroethane + Nitrobenzene

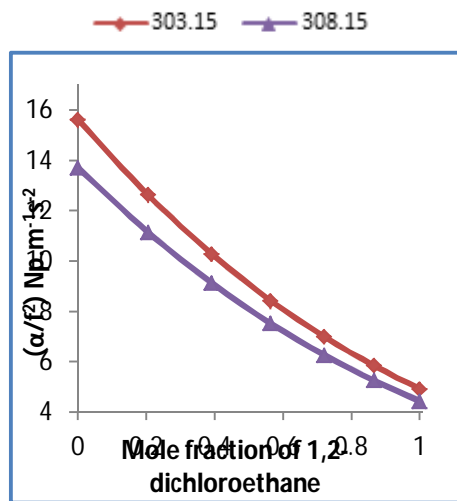


Fig.3.1.14 Variation of Classical Absorption Coefficient with mole fraction of 1,2-dichloroethane + Nitrobenzene

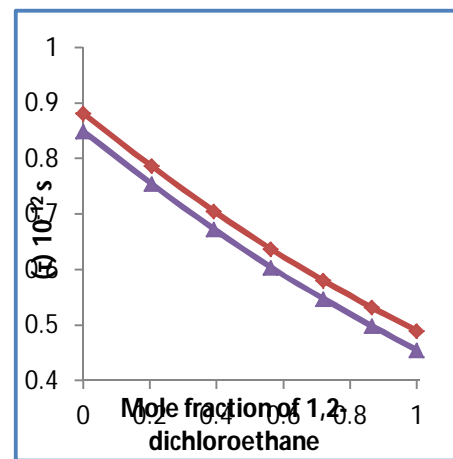
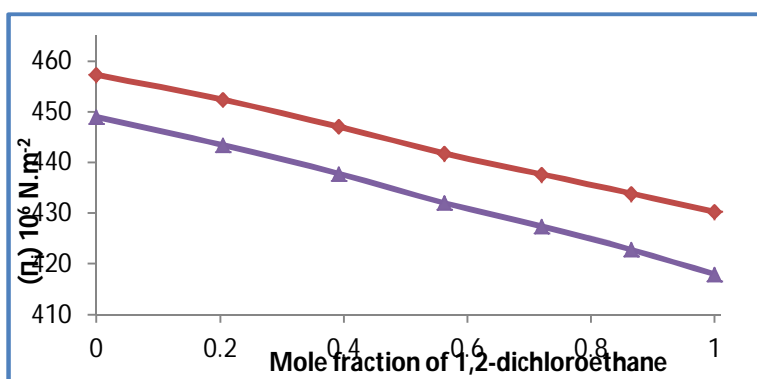


Fig.3.1.15 Variation of Relaxation Time with mole fraction of 1,2-dichloroethane + Nitrobenzene



Variation of Internal Pressure with mole fraction of 1,2-dichloroethane + Nitrobenzene

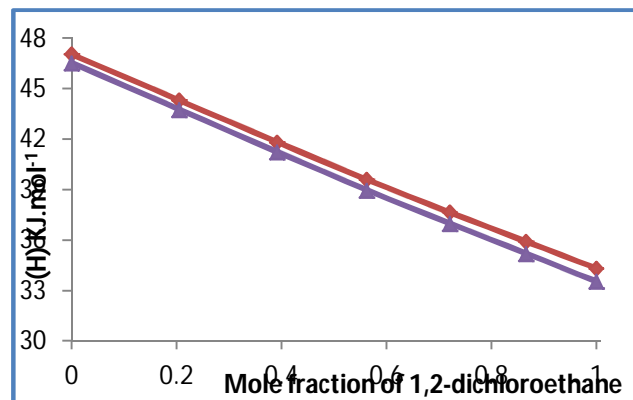


Fig.3.1.17 Variation of Enthalpy with mole fraction of 1,2-dichloroethane + Nitrobenzene

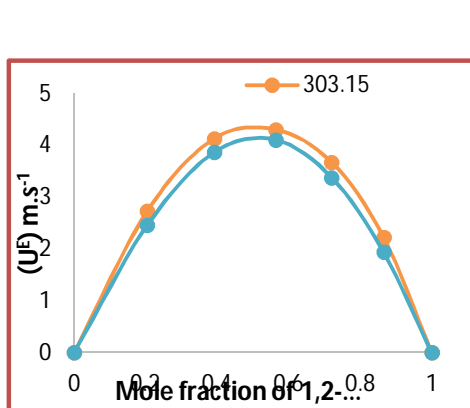


Fig.1 Variation of Excess Ultrasonic Velocity with molefraction of 1,2-dichloroethane + Nitrobenzene

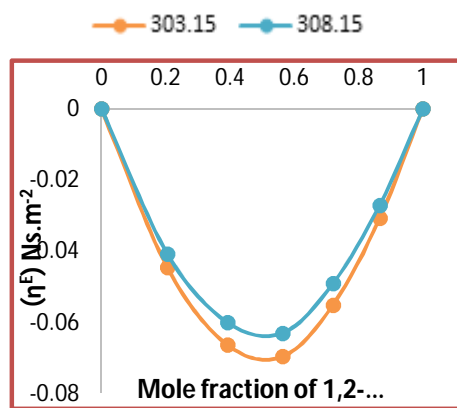


Fig.4.2 Variation of Viscosity with molefraction of 1,2-dichloroethane + Nitrobenzene

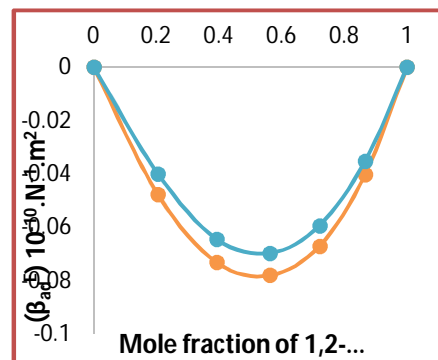


Fig.4.1.3 Variation of Excess Adiabatic Compressibility with molefraction of 1,2-dichloroethane + Nitrobenzene

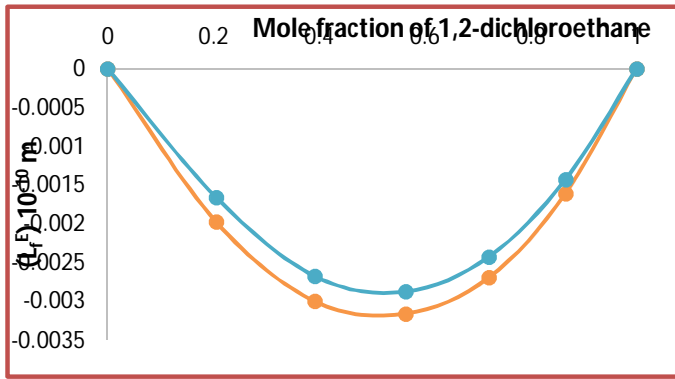


Fig.4.1.4 Variation of Excess Inter-molecular free length with molefraction of 1,2-dichloroethane + Nitrobenzene

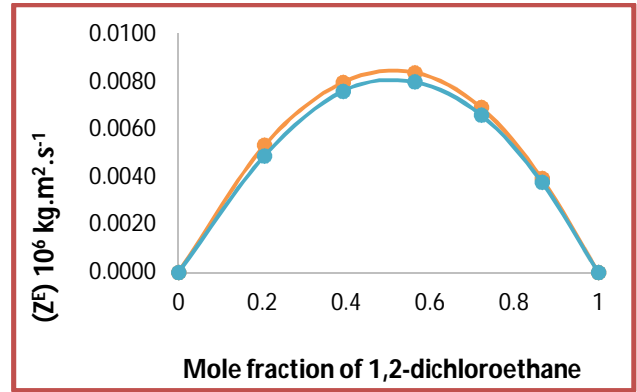


Fig.4.1.5 Variation of Excess Acoustic impedance with molefraction of 1,2-dichloroethane + Nitrobenzene

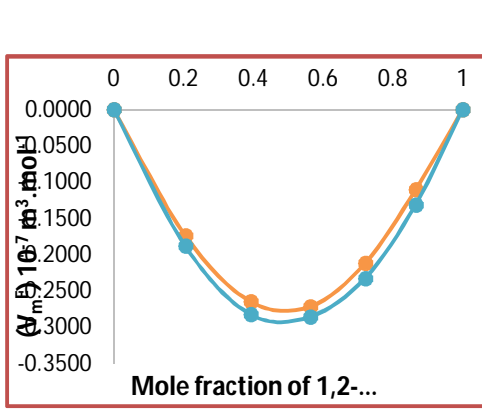


Fig.4.1.6 Variation of Excess Molar Volume with molefraction of 1,2-dichloroethane + Nitrobenzene

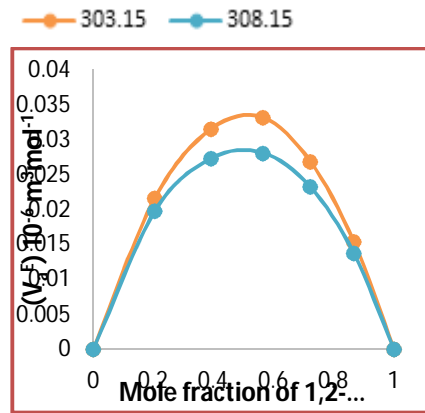


Fig.4.1.7 Variation of Excess Available Volume with molefraction of 1,2-dichloroethane + Nitrobenzene

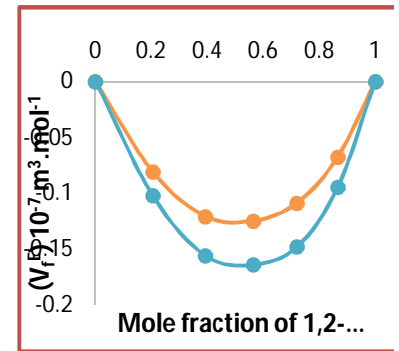


Fig.4.1.8 Variation of Excess Free Volume with molefraction of 1,2-dichloroethane + Nitrobenzene

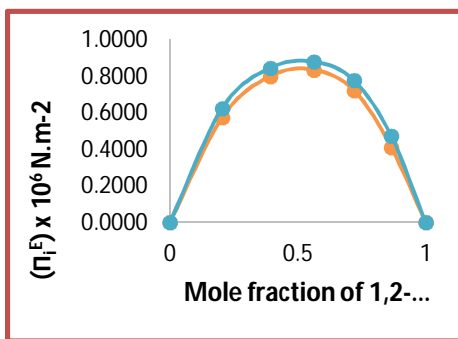


Fig.4.1.9 Variation of Excess Internal Pressure with molefraction of 1,2-dichloroethane + Nitrobenzene

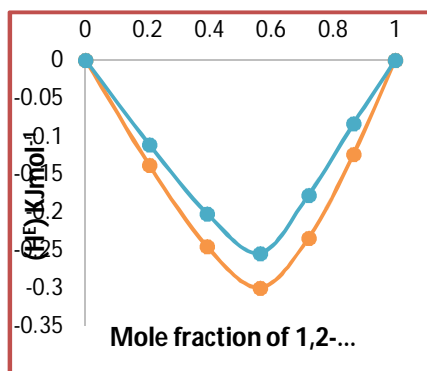


Fig.4.1.10 Variation of Excess Enthalpy with molefraction of 1,2-dichloroethane + Nitrobenzene

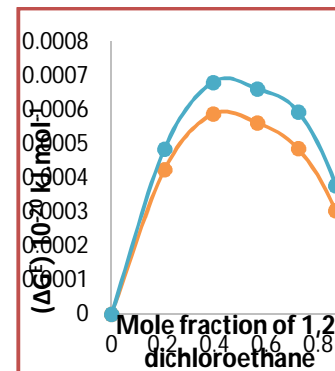


Fig.4.1.11 Variation Excess Gibbs' Free Energy with molefraction of 1,2-dichloroethane + Nitrobenzene

IV. RESULT AND DISCUSSIONS

The experimentally measured values of Density (ρ), Ultrasonic velocity (U), Viscosity (η) and thermodynamic parameters like adiabatic compressibility (β_{ad}), Intermolecular free length (L_f), Acoustic impedance (Z), Molar volume (V_m), Rao's Constant (R), Wada's constant (W), Internal pressure (π) and Free volume (V_f) of 1,2-Dichloroethane with nitrobenzene binary liquid system at different temperatures at a frequency of 4MHz over the whole concentration of 1,2-Dichloroethane with Nitrobenzene are presented in Table-2

The ultrasonic velocity decreases with increase in the concentration of 1, 2-Dichloroethane and decreases with increase in temperature¹⁶⁻¹⁹. The decrease in velocity is perhaps due to structural changes occurring in the mixtures resulting in weakening of intermolecular forces. Further the ultrasonic velocity decreases with increase in temperature at any concentrations as rise in temperature leads to less disordered structure and more spacing between the molecules.

Density increases with increasing the concentration 1, 2-Dichloroethane of and also it decreases with increasing the temperature. It suggests that a solute-solvent interaction exist between 1, 2-Dichloroethane and Nitrobenzene system. In other words the decrease in density may be interpreted to the structure maker of the solvent due to H-bonding

The induced dipole moment that creates induced dipole-induced dipole force of attraction between pair of atoms. This type of interaction is weaker which is given by the least ultrasonic velocity²⁰. From the Table-2, the adiabatic compressibility and free length decreases with increasing mole fraction of the 1, 2-Dichloroethane and increases with increasing temperature. Which suggest that making and breaking of H-bonding between molecules of the system²¹⁻²³. The intermolecular free length depends upon the intermolecular attractive and repulsive forces. Eyring and Kincaid have proposed that L_f is a predominating factor in determining the variation of ultrasonic velocity of solution. Hence it can be concluded that there is significant interaction between solute and solvent molecules due to which the structural arrangement is also affected. From the above parameters it is clear that there is a strong association between and Nitrobenzene system.

The acoustic impedance (Z) (which is the product of ultrasonic velocity and density of the solution) increases with increase in concentration of 1, 2-Dichloroethane. It represents that there is strong interaction between the 1, 2-Dichloroethane and Nitrobenzene system. In this system, viscosity increases with increasing molefraction of 1, 2-Dichloroethane and decreases with increasing temperature. The decrease in density and viscosity with temperature indicates that decrease in intermolecular forces due to increase in thermal energy of the system, which cause increase in volume expansion and hence increase in free length.

Viscosity increases with concentration of 1, 2-Dichloroethane confirms that increase of cohesive forces because of strong interaction²⁴⁻²⁶. The internal pressure decreases with increasing mole fraction of 1, 2-Dichloroethane. The reduction in internal pressure may be due to the loosening of cohesive forces and adhesive force leading to breaking the structure of the solution. This gives the information regarding the nature and strength of forces existing between the molecules. The free volume decreases with increase molefraction of 1, 2-Dichloroethane. The free volume is the space available for the molecules to move in an imaginary unit cell²⁷⁻³⁰. It clearly indicates the existence of intermolecular interaction, due to which the structural arrangement is considerably affected. International Letters of Chemistry, Physics and Astronomy Vol. 52 55 These binary systems exhibit non-linear increase/decrease in U , V_f , Z and π_i values with composition of 1,2-Dichloroethane. This indicates the presence of intermolecular interactions between the component molecules of the mixture³¹⁻³³. In order to substantiate the presence of interactions (either adhesive or cohesive forces) between the molecules.

V. CONCLUSION

From the data of ultrasonic speed, density and viscosity, various acoustical parameters and their excess values for the binary liquid mixture of 1, 2-dichloroethane with Nitrobenzene was measured at (303.15, 308.15) K, it is obvious that there exist strong molecular interactions between 1, 2-Dichloroethane and Nitrobenzene. The existence of type of molecular interactions in solute-solvent is favoured in the system, confirmed from the U , ρ , β_{ad} , L_f , Z , V_m , R , W , η , π and V_f data. Weak dispersive type intermolecular interactions are confirmed in the systems investigated. All the experimental determinations of acoustic parameters are weakly correlated between 1, 2-dichloroethane with Nitrobenzene.

VI. ACKNOWLEDGEMENT

One of authors M.Bonju babu sincerely thank the University Grants Commission, India, for funding the current research work under UGC Scholarship Assistance Program (SAP) in the Department of Physics, Andhra University.

REFERENCES.

- [1] V. Rama Rao, A. Viswanatha Sarma, J. Sivarama Krishna, C. Rambabu, Indian J. Pure. Appl. Phys. 43 (2005) 345.
- [2] D. Ranjan, A. Harshvardhan, J. Energy Chem. Eng 1 (2014) 2.
- [3] S.L. Oswal, V. Pandiyan, B. Krishnakumar, P. Vasantharani, Thermochim. Acta. 27 (2010) 507.
- [4] M.V. Rathnam, B.R. Kavita, T. Reema, Sayed, M.S.S. Kumar, J. Mol. Liq. 35 (2012) 173.
- [5] M. Sahin, E. Ayranci, J. Chem. Thermodyn. 177 (2011) 43.
- [6] V. Kannappan, J.R.S. Xavier, R.J. Shanthi, Indian J. Pure. Appl. Phys. 41 (2003) 690.
- [7] P. Amalendu, Sureshkumar, J. Ind. Chem. Soc. 81 (2004) 101.
- [8] M.S. Chauhan, A. Kumar, S. Chauhan, Acoust. Lett. 21 (1998) 228.
- [9] K. Samatha, V.V. Hari Babu, J. Sreeramamurthy, Acustica 84(1998) 169.
- [10] M. Rita, P. Meenakshi, J. Ind. Chem. Soc. 82 (2005) 791.
- [11] O. Nomoto, J. Phys. Soc. Jpn. 4 (1949) 280. J. Chem. Phys. 1958, 13, 1528. & J. Chem. Phys. 1953, 21, 950.
- [12] B. Shipra, P.H. Parsania, Asian J. Chem. 7 (1955) 417.
- [13] W. Van Dael, E. Vangeel, in: Pro Int Conf on Calorimetry and Thermodynamics, Warsaw, 1955, p. 555.
- [14] Z. Junjie, J. China. Univ. Sci. Tech. 14 (1984) 298.
- [15] R. Rao, J. Chem. Phys. 9 (1941) 682
- [16] Kannappan A N and Palaniappan L, Ind. J. Phy., 73(B), 531, 1999. International Letters of Chemistry, Physics and Astronomy Vol. 52 61
- [17] Sadasiva Rao A, Vijayakumar Naidu B and Chawdoji Rao, J. Acous. Soc. Ind., 28, 303, 2000.
- [18] Ali A, Nain A K, Kuma N and Ibrahim M, Chinese J. Chem., 21, 253, 2003.
- [19] Bhatti S S and Singh D P, Ind. J. Pure and Appl. Phy., 21, 506, 1983
- [20] D.D. Perrin, W.L.F. Armarego, Purification of Lab. Chem, third ed., Pergamon Press, Oxford, 1980
- [21] M. Rastogi, A. Awasthi, M. Guptha and J. P. Shukla. Ind. J. Pure Appl. Phys., 40, 256, 2002.
- [22] H. Iloukhani, M. Jafarnejad J. Chem. Thermodynamics 96 (2016) 210–221.
- [23] K. Vijaya Lakshmi, D.M. Suhasini, M. Jayachandra Reddy, K. Ravi, K. Chowdoji Rao. and M.C.S. Subha, IJDR Vol. 4, Issue, 11, pp. 2253-2259, November, 2014
- [24] V. Manapragada, Rathnam and Rajeev Kumar, R. Singh J. Chem. Eng. Data 2008, 53, 265–270.
- [25] M. Kondaiah, and D. Krishna Raob International Journal of Research in Pure and Applied Physics 2013; 3(4):49
- [26] Noothi Raghuram, Ryschetti Suresh, Godishala Ramesh, Gangarapu Sowjanya, Tangeda Savitha Jyostna J Therm Anal Calorim (2015) 119:2107–2117
- [27] S. L. Dahire, Y. C. Morey and P. S. Agrawal IJETCAS 13-370; 2013
- [28] Bangqing Ni, Liyan Su, Haijun Wang, and Haigang Qiu J. Chem. Eng. Data 2010, 55, 4541–4545
- [29] HARISH KUMAR, DHEERAJ KUMAR and SUMAN YADAV J. Pure Appl. & Ind. Phys. Vol.2 (3), 248-263 (2012)
- [30] S. Thirumaran, 2 R. Mathammal, 3 M. Bharathi ARPN Journal of Science and Technology ISSN 2225-7217 VOL. 2, NO. 7, August 2012
- [31] Harish Kumar and Dheeraj Kumar International Journal of Thermodynamics (IJOT) Vol. 16 (No. 3), pp. 123-131, 2013 ISSN 1301-9724 / e-ISSN 2146-1511 doi: 10.5541/ijot.431
- [32] Chandra Mohan Saxena Archana Saxena and Harsh Kumar Mishra IOSR Journal of Applied Chemistry (IOSR-JAC) e-ISSN: 2278-5736. Volume 10, Issue 9 Ver. I (September. 2017), PP 61-64
- [33] CHANDRA MOHAN SAXENA, ARCHANA SAXENA and NAVEEN KUMAR SHUKLA Chemical Science DOI:10.7598/cst2015.1090 ISSN: 2278-3458 2015, 4(4), 955-96
- [34] A. Ali, M. Tariq Journal of Molecular Liquids 137 (2008) 64–73
- [35] Shahram Ranjbar and Seyyed Hamid Momenian J. Chem. Eng. Data 2011, 56, 3949–3954
- [36] Anil Kumar Nain, Rajni Sharma, Anwar Ali, Swarita Gopal Int J Thermophys (2010) 31:1073–1091 DOI 10.1007/s10765-010-0768-y
- [37] T. E. Vittal Prasad, A. Phanibhushan, and D. H. L. Prasad Journal of Solution Chemistry, Vol. 34, No. 11, November 2005 (C 2005) DOI: 10.1007/s10953-005-8017-x
- [38] M. Vranes, S. Ana Papovic, A. Tot, N. Zec, S. Gadzuric, J. Chem. Thermodyn 76 (2014) 161e171
- [39] Harish Kumar, Dheeraj Kumar and Suman Yadav J. Pure Appl. & Ind. Phys. Vol.2 (3), 248-263 (2012)
- [40] Ni Bangqing, Su Liyan, Wang Haijun, Qiu Haigang, J. Chem. Eng. Data 55 (2010) 4541–4545.
- [41] Anwar Ali, Mohammad Tariq and Firdosa Nabi Indian Journal of Pure & Applied Physics Vol. 46, August 2008, pp. 545-551



10.22214/IJRASET



45.98



IMPACT FACTOR:
7.129



IMPACT FACTOR:
7.429



INTERNATIONAL JOURNAL FOR RESEARCH

IN APPLIED SCIENCE & ENGINEERING TECHNOLOGY

Call : 08813907089  (24*7 Support on Whatsapp)