



iJRASET

International Journal For Research in
Applied Science and Engineering Technology



INTERNATIONAL JOURNAL FOR RESEARCH

IN APPLIED SCIENCE & ENGINEERING TECHNOLOGY

Volume: 6 Issue: XI Month of publication: November 2018

DOI:

www.ijraset.com

Call:  08813907089

E-mail ID: ijraset@gmail.com

Design of Multimode Slot Microstrip Antenna for Wideband Application

Manpreet Kaur¹, Manpreet Kaushal²

^{1,2}Department of ECE, ASRA College of Engineering and Technology, Sangrur

Abstract: This paper presents a multimode slot microstrip antenna for wideband application. This antenna has the capability of wideband and also multiband application. The FR4 glass epoxy substrate is used to design the antenna with relative permittivity 4.4 and thickness 1.6mm. The proposed antenna has a compact size of $60 * 50 * 1.6 \text{ mm}^3$ and is fed by coaxial probes. The -10dB impedance bandwidth of proposed antenna is simulated for the 3 GHz to 12 GHz. The antenna has the three resonant frequencies i.e. 8.4506GHz, 9.3333GHz and 6.012GHz. The antenna is designed and simulated by using HFSS (High Frequency Structure Simulator) version 13 software. Proposed antenna can be used for various wireless communication applications such as WLAN, satellite communication, long distance radar telecommunication etc.

Keywords: Microstrip Antenna, Defected Ground Structure, Directional antenna, Meta material.

I. INTRODUCTION

With the rapid improvement in modern wireless based communication technologies directive antennas are highly desirable. While slot microstrip antennas can be optimally utilized in wireless networking to achieve high data rates, good RSSI, better frequency reuse. Slot antennas have the ability to adjust their radiation pattern in a way that their main beam always points in direction of receiving node or base station. While advancement in wireless techniques one major characteristic of devices are small size and low cost. In paper [1], authors proposed the microstrip patch antenna which covered the two frequencies of 1.8 and 2.4GHz as resonant using CST electromagnetic simulator. This antenna did not cover the wideband. Paper [3] discussed about the multi-slot antenna for operation in the 4G/LTE band. This paper covers only the 2.4GHz frequency band. Now we required the antenna for satellite application so that slot antenna is required with combination of different type of slot. In this paper, the proposed antenna consists of multiple slot with triangular slot and L shaped slot with single feed. The design was simulated at high frequency structure simulator. The antenna, which has compact dimensions of $60 * 50 \text{ mm}^2$, is printed in the front of Substrate FR4_epoxy of thickness 1.6 mm, relative permittivity 4.4 and tangent loss is 0.02. The dimension of the ground plane is same as the substrate dimension. The excitation of 50 ohms through co-axial probe feed is given to the patch. The design dimensions of the proposed antenna are obtained using HFSS (High Frequency Structural Simulator). The HFSS is based on the Finite Element Method (FEM) to simulate the proposed antenna..

II. PROPOSED WORK

The geometry shows the configuration of the proposed slot antenna as shown in figure 1. In the geometry, there are two slots on each side of the patch. The patch is of rectangular shape. On each side of the patch there are two slots of L-shape and Triangular shape. The shape of antenna is such that the antenna is directional rather than Omni-directional. This proposed design operates at frequency ranges from 6GHz to 10GHz for the radar application. The geometry of the design is based on the directional approach. The antenna is designed to measure the Return loss. In geometry shown in figure 1 there is one single feed used to excite the antenna. The slot antenna shown in figure 1 is steered by the directional approach. As shown in figure 4.3, the different slot radiates the power in the different directions. So that it covers all the directions and it works as Omni-directional.

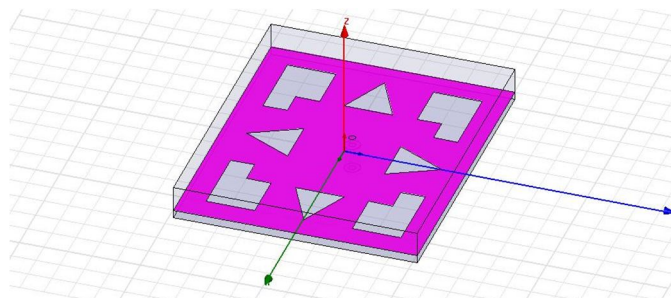


Figure 1. Proposed Design

III. RESULTS

A 6-12 GHz frequency range below -10dB VSWR has been obtained. Multiband operation of the designed antenna is explained by using the Return loss versus frequency graph shown in figure 2. The return loss of -10.1986, -10.3706, -31.4864, -10.1487 and -27.7800dB is obtained at 8.1261, 8.8919, 8.4505, 9.5586 and 9.3333 GHz respectively. The bandwidth of the proposed antenna is greater than that of reference antenna. It can be found by locating two points on the return loss curve which shows the more bandwidth rather than reference model.

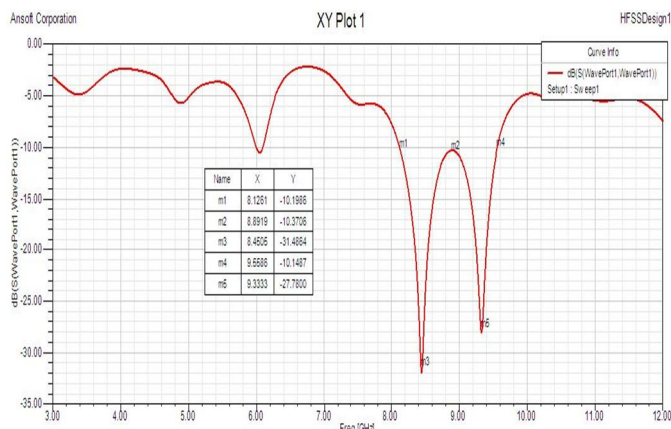


Figure 2 Return Loss

Radiation pattern for proposed antenna is also depicted in the figure 3. there are two main lobes due to which the proposed antenna works as a bidirectional antenna which is quite acceptable for the applications like radar systems, ultra wide band systems etc.

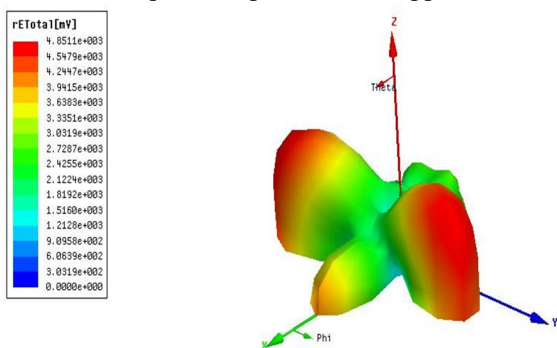


Figure 3 3D Radiation Pattern Plot

Gain is always related to the main lobe and it is expressed in dBi or dB. As shown in figure 4, the radiation pattern of the antenna gain phi in polar coordinates as well as in 3D.

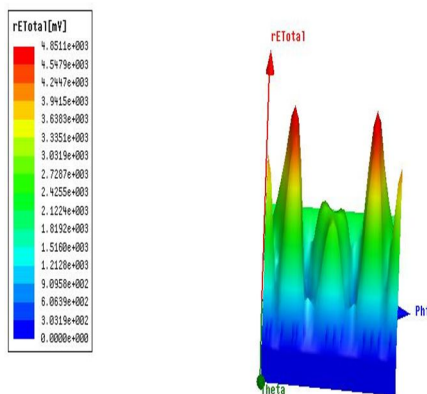


Figure 4 Polar Plot

IV. CONCLUSION

The multimode slot microstrip antenna is proposed with its return loss, radiation pattern, VSWR is shown in the result. As it is analyze from the result that it is showing good characteristics to work for many wireless communication applications. It is offering return loss to be less than -10 dB for many frequencies so supporting multiband applications. Radiation pattern being Omni-directional and VSWR is also less than 2. As it is microstrip antenna its size is small. So requirements for multiband support and small size are met with the proposed antenna. The objective was achieved by designing an Ultra wide band sinuous antenna for radar communication applications. The proposed antenna was simulated and it is giving good results for entire wide band with gain of 4dB and bandwidth of 68%. Peak directivity of 4.18, peak gain of 4.26, radiation efficiency of 1.01 and peak realized gain of 2.34 is attained from the current model. This model can be used in the radar communication devices of warning receivers and in other suitable UWB applications.

REFERENCES

- [1] Adel A.A Alsaleh , Md. Rafiqul Islam , Mimi Aminah Wan Nordin , Shadi Al-Askari, "Design and Optimization of Dual Band Microstrip Patch Antenna Using Slots Pair" International Conference on Computer & Communication Engineering, 2016.
- [2] Saber Soltani, Parisa Lotfi, and Ross D. Murch, "Design of Compact Dual-Band Dual-Port WLAN MIMO Antennas using Slots", IEEE International Symposium on Antennas and Propagation & USNC/URSI National Radio Science Meeting, 2015
- [3] Kendrick Q. Henderson, Saeed I. Latif, and Georgios Y. Lazarou, "A Multi-Slot Printed Antenna Excited with a Microstrip Line for 4G Wireless Systems" published in IEEE conference of [International Workshop on Antenna Technology \(iWAT\)](#), 2018
- [4] Lu Wang, Dong-min Deng, Bao-shan Yan, Zhi-quan Luo, and Li-ying Feng, "Quad-Band Microstrip Antenna with Only One Slot on the Edge", published in IEEE [11th International Symposium on Antennas, Propagation and EM Theory \(ISAPE\)](#), 2017
- [5] Ruina Lian, Zedong Wang, Yingzeng Yin, Jianjun Wu, and Xueyan Song, "Design of a Low-profile Dual-Polarized Stepped Slot Antenna Array for Base Station", IEEE, 2015
- [6] Pratigya Mathur, Girish Kumar, "Waveguide fed Microstrip Antenna Array using Ishaped slots at Ka-band", IEEE International Symposium on Antennas and Propagation & USNC/URSI National Radio Science Meeting, 2017
- [7] H. S. Ding. et.al, "An Ultra-Compact Dual-band Antenna with Tuning Arms for WLAN Applications", Progress in Electromagnetic Research Letters, Vol. 21, 109-117, 2011.
- [8] Yousef Mohammed. M.Y. et.al, "Triple Band Circularly Polarized Microstrip Patch Antenna for Wireless Communication Applications", Journal of Theoretical and Applied Information Technology, 2010.
- [9] HaqueMoinul SK., MitraDebasis, GhoshBratin, "Miniaturized C-Slot Patch Antenna for Wireless Communication", Proceeding of International Conference on Signal Processing and **Communications**(SPCOM), IIT, Kharagpur, 2010, pp: 1-4 2010.
- [10] Mohammed Y. M. Yousef. et.al, "Dual Band Circularly Polarized Microstrip Patch Antenna for Wi-Fi Applications",Proceeding of Fourth International Conference on Next Generation Mobile Applications, Services and Technologies, Cairo, Egypt, pp – 117-124, 27-29 July 2010.
- [11] Wang, E. et.al, "A Novel Dual-band Patch Antenna for WLAN Communication", Progress in Electromagnetic Research C, Vol. 6, 93-102, 2009.
- [12] Alkanhal M. A. S., et.al, "Composite Compact Triple-Band Micro Strip Antennas", Progress in Electromagnetic Research, PIER 93, 221-236, 2009.
- [13] Zhao,Wenzing,Gang Wang; Xin Lai;et.al., "Active E-Plate with Slot Antenna", Proceeding of 4th international conference wireless communication , networking and mobile computing,pp-1-3,Jiangsu Univ., Zhenjiang,China,12-14 October,2008
- [14] Costantine, Joseph. et.al. "New Multi-Band Microstrip Antenna Design for Wireless Communications", IEEEAntennas and Propagation Magazine, Vol. 49, No. 6, December 2007.
- [15] Sze, Jia-Yi et.al., "Design of a Compact Dual-Band Annular-Ring Slot Antenna",IEEE Antennas AND Wireless Propagation Letters , VOL. 6, 2007. [9] H. Schippers, J. Verpoorte, P. Jorna, A. Hulzinga et.al. "Broadband Optical Beam Forming for Airborne Phased Array Antenna" Proceeding of International Conference on Aerospace, National Aerospace Lab, Amsterdam, pp: 1-19, 7-14 March, 2009.
- [16] Jin-Jia Chang, Wanjiun Liao, and Ting-Chao Hou et.al. "Reservation-Based Directional Medium Access Control (RDMAC) Protocol for Multi-hop Wireless Networks with Directional Antennas" Proceeding of International Conference on Communication, pp: 1-5, 14-18 June, 2009.
- [17] F. Babich, and M. Comisso et.al. "Throughput and Delay Analysis of 802.11 Based Wireless Networks Using Smart and Directional Antennas" IEEE Transactions on Communications, University of Trieste, Trieste, pp: 1413-1423, Vol. 57 Issue 5, May, 2009.
- [18] Arun Raaza, Sreenivasan Venugopalan and Amit Mehta et.al. "A Novel 45 Degree Beam Steerable Antenna For Modern Communications" Sarnoff Symposium, Swansea University, Swansea, pp: 1-4, 28-30 April, 2008.
- [19] P.Sooksumrarn and M.Krairiksh et.al. "A Dual-Band Dual-Feed Switched-Beam Single Patch Antenna" Proceedings of Asia-Pacific Conference on Microwave, Bangkok, pp: 1-4, 11-14 December, 2007.
- [20] A.K Singh; Elizabeth, S.; Srinivasa, P.; Dongaonkar.P.; et.al "Ultra Low Side Lobe Electronically Steerable Multi-Beam Antenna System for Long Range 3-D Naval Surveillance Radar" Proceeding of IEEE International Conference on Radar, Electronics and Radar Establishment Center, Bangalore, pp: 457-462, 17-20 April, 2007.
- [21] Mehta, A. et.al. "Beam Adaptive Single Arm Rectangular Spiral Antenna with Switches", Proceeding of International on Microwaves, Antennas and Propagation, University of Essex, UK, pp: 13-18, Vol. 153 Issue 1, 6 February, 2007.
- [22] Gordon M. Coutts, Raafat R. Mansour, and Sujeet K. Chaudhuri et.al. "A Frequency Steerable Multi-Mode Parasitic Patch Array for Passive RFID Applications" International Symposium on Microwave Digest, Waterloo University, Toronto, pp: 186-189, 11-16 June, 2006.
- [23] Choon Sae Lee, Chanam Lee & Felix A. Miranda et.al. "Beam-Steerable Flat-Panel Reflector Antenna" International Symposium Antenna and Propagation Society, Southern Methodist University, USA, pp: 876-879, Vol. 3A, 3-8 July, 2005.



10.22214/IJRASET



45.98



IMPACT FACTOR:
7.129



IMPACT FACTOR:
7.429



INTERNATIONAL JOURNAL FOR RESEARCH

IN APPLIED SCIENCE & ENGINEERING TECHNOLOGY

Call : 08813907089  (24*7 Support on Whatsapp)