



iJRASET

International Journal For Research in
Applied Science and Engineering Technology



INTERNATIONAL JOURNAL FOR RESEARCH

IN APPLIED SCIENCE & ENGINEERING TECHNOLOGY

Volume: 6 Issue: XII Month of publication: December 2018

DOI:

www.ijraset.com

Call:  08813907089

E-mail ID: ijraset@gmail.com

To Investigate the Fracture Assessment of PMMA/KP Polymer Composites, applying EWF Mechanism

R K Raghuwanshi¹, Sandeep Tiwari²,

^{1,2}Mechanical Engineering Department, S V University, Gazraula (UP)

Abstract: To discover the fracture assessment of polymeric composites the Essential Work Fracture (EWF) approach was utilized. The composite materials were crafted with Polymethylmethacrylate (PMMA) as a framework and either multifaceted snippets or centre case with 10% or 20% volume content. DENT models were endeavoured in a UTM at 2 mm/min. It was discovered that the estimations of the specific essential work of fracture, W_e , stretched out with expansion of the snippet content. The composites coordinated with 10% and 20% centre case snippets achieved estimations of 4.53 and 9.82 kJ/m², solely, anyway the composites described with 10% and 20% multifaceted snippets achieved estimations of 8.26 and 8.50 kJ/m², autonomously. The non specific estimation of fracture for the multifaceted snippet composites was found to yield a negative slope. Albeit, fundamental fracture evaluation reveals ductile to brittle (DBT) response of the composite.

Keywords: Centre Case, Multifaceted Snippet, EWF, DTB

I. INTRODUCTION

Poly methyl methacrylate (PMMA) can be toughened by the improvement of center case snippets. The distortion and fracture direct of center case snippets modified PMMA has been the subject of concentrated examination [1e3], in any case the comprehension of the turning structure is as of not long ago mysterious, and conflicting outcomes have been spoken to. PMMA itself is bowed generally by crazing [4-6], at any rate the winding course of action of center case modified PMMA is influenced by the strain rate, the model geometry, the test technique and morphology of the snippets. Different mutilation portions i.e. shear yielding and crazing; have been proposed by the obvious morphologies of snippets [7]. Thusly, the center case snippets modified PMMA may possibly indicate grouped lead as the morphologies are changed.

The impact of the rubber phase division on the toughening conduct is so far questionable. Two or three creators have point by point that the fracture quality displayed a sharp change from ductile to brittle (DBT) with expanding rubber phase content [8], and others have discovered that the attributes stretched out monotonically with flexible substance to a most ludicrous respect and a while later decreased with further growth of the rubber fraction division [9].

The advancing fervour for the usage of the system for Essential Work of Fracture (EWF) is reflected in a high movement in the scientific making. The basic enthusiasm of the EWF framework, which is for the most part connected with ductile materials, is caused by its unassumingly crucial execution emerged from different strategies for test fracture mechanism. This technique has been able to investigate the fracture lead of smooth and flexible toughened polyamide-66 sheets [10]. The fracture robustness lead of polypropylene toughened by three unique sorts of effect modifiers under a semi static rate of stacking was surveyed utilizing the EWF technique [11]. In addition, a test examination of the influenced of piece and test configuration on fracture lead of adaptable modified polyamide 6 was investigated utilizing the EWF technique [12].

An examination to talk about the methodological preconditions for the insistence of the fracture quality of a non-structured polymer materials has been spoken to in the creating [13]. They talked about relationship between the morphology and strength of square copolymer/homo-polymer mixes. The impact of the thickness of test models, the sort of dealing with and the pre-crack made at the indent front on the underwriting of the EWF system in polyamide 6 has in like way been spoken to [14]. Regardless, no examinations on composites of PMMA with center case snippets have been found.

In this examination, the Essential Work of Fracture (EWF) framework is gotten the opportunity to investigate the fracture lead of center case (CC) and multifaceted snippets (MS) -modified PMMA. The multifaceted snippets were secured by entwining a KP-PMMA copolymer in within case snippets as a stabilizer expert inhibitor. the vinyl silane was utilized as a cross linking emulsifier for the KP rubbery center interest.

A. Hypothesis of the EWF system

Broberg had proposed the hypothesis for fundamental work of fracture procedure [15,16]. It was further elaborated by Cotterell et al. [17], for metals and significantly all the more beginning late by a development of specialists for adaptable polymers [18]. The EWF system fuses the bundle of the energies of fracture into two portrayals: (1) significance related with versatile tearing at the split tip and (2) vitality related with plastic distraction from the fracture which does not contribute unequivocally to fracture. In that capacity, the aggregate work of fracture, W_f , is the whole of the elastic and plastic vitality obligations, as appeared in Eq. (1):

$$W_f = W_e + W_p \quad (1)$$

where W_e denotes essential work of fracture and W_p denotes non essential plastic work. Condition (1) might be changed as:

$$W_f = W_e(lt) + W_p(\beta l^2 t) \quad (2)$$

where W_e is the specific essential work of fracture, W_p the specific non essential work of split, l is the tendon length, t the point of reference thickness and β is the shape factor related with the state of the plastic zone. The specific connote work of fracture W_f , of a malleable material can be passed on by unwinding Eq. (2):

$$W_f = W_e + W_p(\beta l) \quad (3)$$

The specific fundamental work of split tends to a trademark property of a material for a given thickness. In any case, this isn't genuine on account of βw_p . The major of the store (P), displacement (d) turn picked up from the flexible fracture of examples of various tendon length tends to a persuading power for W_f . The inspiring power for the specific fundamental work of fracture, W_e , is acquired by extrapolating the line got while plotting W_f versus l . The tendency of this line gives the persuading power for βw_p [19].

II. EXPERIMENTAL

A. Materials

Polymethylmethacrylate (PMMA) and Kevlar pulp (KP) were utilized as got and the Vinyl Silane was utilized as a cross-interfacing representative for the KP.

B. Centre Case formation

Centre case and multi faceted snippets were set up by seeded emulsion polymerization [20]. The case was PMMA, and within, containing KP, was scarcely cross with Vinyl Silane to keep up its shape and size amidst the smooth mixing with a system of PMMA, and consequent paltriness of the composite. Then again, the multifaceted snippets incorporated a cross linked KP centre, an intercede layer of KP-co-PMMA and a case of PMMA.

C. Twin Screw Extruder processing

The centre case and multifaceted snippets were mixed with PMMA pellets utilizing a HAAKE Poly Lab OS twin screw extruder with a length/width degree of 15:1. The temperatures from the compartment to the pass on of the extruder were 185, 195,

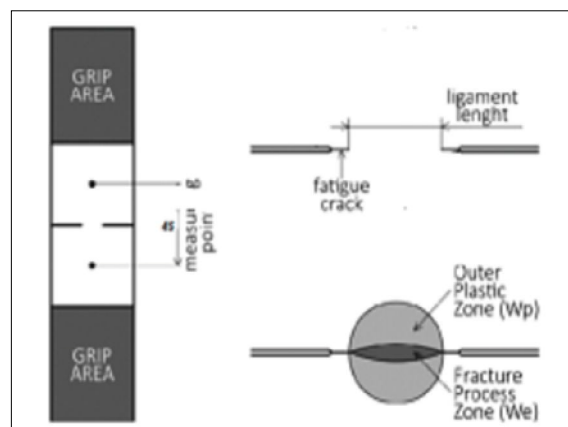


Fig.1. Plan of the points of reference DENT.

205 and 215 C, respectively, and the mess up speed was kept at 30 rpm. A bomb appallingly with an exit as circuitous bar was utilized. The extrudate was drawn through a HAAKE Poly Lab OS palletiser so as to get "pellets" of the composites and square plaques have been moulded at 175⁰ C in a press utilizing a power of 10,000 lb.

D. Fracture Severance Assessment

So as to complete the EWF tests, fundamentally Double-Edge Notched Tension (DENT) models with an aggregate tendon length l equivalent to 100 mm, a thickness of 3 mm and a width W relative to 30 mm (see Fig. 1) were secured from square shaped plaques. The clamp gap kept 45 mm. Notches Were sliced backwards to the material stream bearing utilizing a planning machine. Prior to the tests, the indents were honed with a nonessential shaper. For each bother, no under 10 tests with tendon lengths between 6, 8 and 10 mm were readied [21]. The tests were performed at room temperature utilizing a general testing machine (UNITEK 9405,) furnished with a 5 kN stack cell and a crosshead speed of 2 mm/min.

3. Results and Discussion

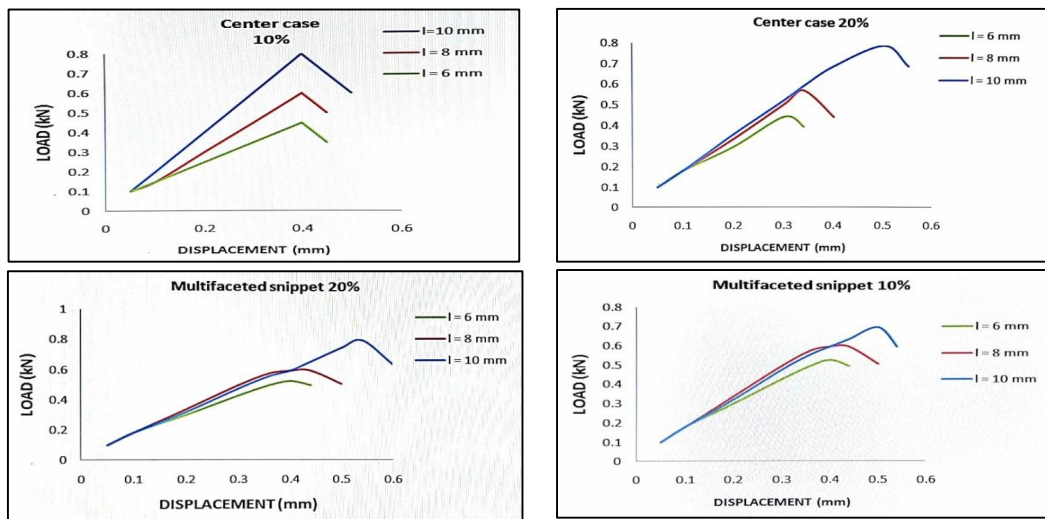


Fig-2 Load Displacement bands for EWF

This has been observed that in Fig. 2 that load -displacement bands for the two composites demonstrated equal direct which is free of the sort and the substance of snippets (MS or CC), and the length of tendon. The essential capability between them is the developing estimation of ultimate load as a function of snippet content. This part is basic to guarantee the likeness of the fracture system at every composition considered and, consequently, permit an examination between the estimations of W_f got from the different bands [21]. The bands picked up demonstrate plastic post yielding which begins at the tip of the crack, trailed by an uncertain inducing, which causes brittle fracture of the tendon (1), in that capacity, the contort demonstrates a sudden fall that scarcely beats maximum load.

Fig. 3 demonstrates the normal of the chose net stress as a function for every length of tendon, for both the CC and MS snippet composites. The estimations of the acquired net stress (σ_n) were lower than the yielding stress, as displayed by Hill's plasticity measure ($\sigma_n \leq 1\sigma_y$), to assure that the tests are made under a condition of plane stress [19,23,24]. It ought to be seen that the net TS in the models increases with increased snippets ,though larger net stress has noticed in case of centre-case snippets.

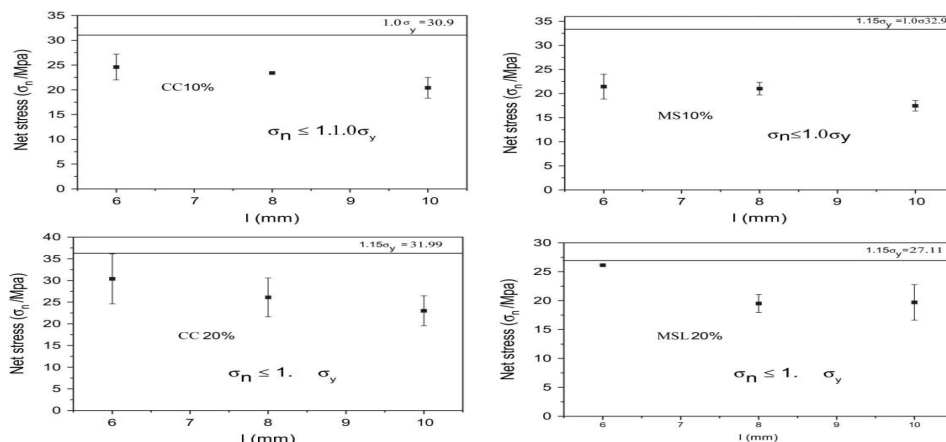


Fig.3. Mean net stress measured for all lengths as a function of tendon

Fig.4 &5. exhibits the express total work of fracture as a component of tendon length (l) for the composites made of either centre case (CC) or multifaceted snippets (MS) composites at good for nothing volume substance (10 and 20%). It is seen that the EWF, (W_f) shows perhaps slight complexities when the multifaceted (MS) bit content is extended from 10% to 20%. Regardless, when within case bits content is extended from 10% to 20%, W_f increases moderately 100%. The EWF (W_f) of the composite with system of PMMA and centre case bits (CC10%) is equal to 4.53 kJ/m², however the composite with system of PMMA and multifaceted pieces (MS 10%) yields a regard 8.26 of kJ/m².

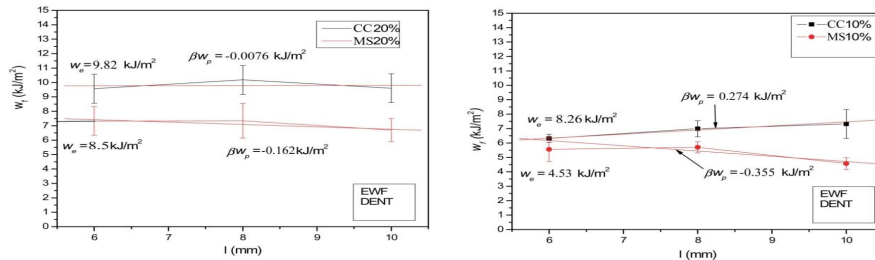


Fig.4. W_f as a function of length and kind of snippet in PMMA composite Cc = Centre case, Ms = Multifaceted snippet

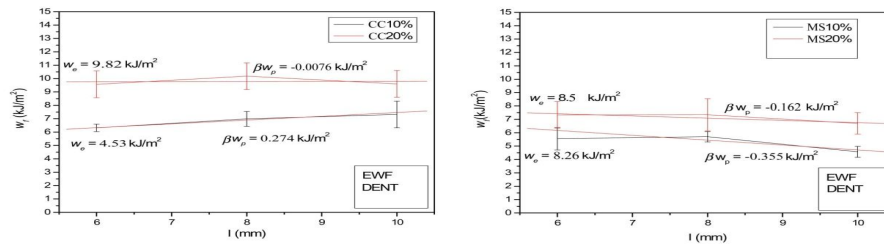


Fig.5. W_f as a function of length and snippets content Cc = Centre case, Ms = Multifaceted snippet

Because of the composite with PMMA structure and CC20% snippets, the EWF, (W_f) is proportional to 9.82 kJ/m², while the composite containing MS 20% exhibits a W_f of 8.50 kJ/m². This addresses a 79% extension with multifaceted in regards to the centre case for a 10% snippets content. Nevertheless, when the snippet content is extended to 20%, the W_f for centre case is generally 11% higher than that looked for the multifaceted piece.

It can similarly be seen that the slope of composites with centre case snippets (CC) is more conspicuous than that procured for those materials with multifaceted snippets (MS). An increasingly significant slope reflects a greater βW_{fp} part. The qualification of the EWF direct (W_f) displayed for every sort of snippet may be credited to the extension of the (20KP/80PMMA) copolymer layer that may go about as a stabilizer between within and the case in the MS snippets, extending the chain thickness and possible devices between the PMMA case and the KP. This is seen from the extension of the characteristic material parameters (elastic module and TS) and an augmentation of W_f and the decrease of incidental parameters βW_{fp} (fracture mechanics) [25].

It is also observed that, for the MS snippets composites with tendon length l equal to 10 mm, there is a greater effect on the fracture lead, and a -Ve slope is viewed, showing a decrease of the specific WF (Fig. 5). The decrease in made by fracture with tendon estimate for the DDENT samples is related to a DTB change in the midst of the crack propagation stage, and moreover to the effect of cleaned layers on the fracture response. Practically identical lead has been represented in the composition for different polymeric mixes. As showed in eqⁿ (3), the term $\beta l(w_p)$ is positive and, since βl is +Ve, W_p can't be negative, thusly, the examination of both the EWF must be balanced.

By virtue of the composites with centre case, the βW_{fp} slope is commonly higher for the composites with CC10% content, when stood out from the composites with CC20% content. This implies a modification in their fracture response, in light of the way that the energy involved with elastic related tearing at crack tip extended and the energy related with plastic curving from the crack, which does not contribute clearly to fracture, reduced. Such decay could be credited to an undeniably homogeneous flow of the CC snippets, which ordinarily will fit as a fiddle agglomerates in the PMMA structure.

Because of the composites with (MS20%) MS snippets, the EWF (W_f) is barely higher than that noticed for the (MS10%) composite. Furthermore, specimen of the composite with MS snippets with a tendon length l proportionate to 10 mm showed an attention in response of fracture and a reduction of the EWF, achieving a -Ve slope for βW_{fp} .

The decrease in created by fracture with tendon, measure for the DDENT models could be related to DTB change in the midst of the crack propagation stage, and furthermore to the effect of glassy layers on the fracture response. Near direct has been represented in the composition for different polymeric materials.

As appeared in eqⁿ (3), the term $\beta l(w_p)$ is +Ve and, since βl is +Ve, the estimation of W_p can't be -Ve, in like manner, the typical examination for the EWF must be modified. As communicated in the composition, W_e , is surface dependant and W_p is volume dependant, as such, from the sample fracture surfaces, some additional information could be gotten. This information will be explored and published in next paper.

III. CONCLUSION

In setting of the noticed fracture response of the PMMA/CC and the PMMA/copolymer-changed CC (MS) composites, the running with terminations can be drawn:

- A. The EWF fracture framework is obviously basic for the examination of PMMA/CC composites, where as progression in snippets content increases the EWF, W_e . In any case, increasingly specific WF reduces the nonspecific work of fracture $\beta(w_p)$, and this response could be credited to snippets clusters in the material.
- B. Lower express WF regards were made due with PMMA/MS composites. The progression of the (20KP/80PMMA) copolymer to CC snippets seems to actuate a development of the chain thickness.
- C. Likewise, for multifaceted PMMA/MS composites, the decrease in WF with tendon check ($l = 10$ mm) for the DDENT samples was related to DTB change in the crack enlargement, that is, a shaky mechanism.

IV. ACKNOWLEDGEMENT

The authors should need to offer their gratitude to the IIT Delhi for the assistance extended to investigate laboratory work.

REFERENCES

- [1] K. Cho, J. Yang, C.E. Park, The effect of particle size on toughening behaviour of rubber-modified polymethylmethacrylate with different test methods. *Polymer* 39 (1998) 3073.
- [2] Bucknall, C. B. *Toughened Plastics*; Applied Science: London, 1977. (2) Bubeck, R. A.; Buckley, D. J.; Kramer, E. J.; Brown, H. R. J. *Mater. Sci* 1991, 26, 6249. (3) Magalhaes, A. A. M.; Borggreve, R. J. M. *Macromolecules* 1995, 28, 5841. (4) He, C.; Donald, A. M.; Butler, M. F.; Diat, O. J. *Macromol. Sci. Symp.* 1996, 112, 115
- [3] Hinton, M.J., Soden, P.D. and Kaddour, A.S. (2004). *Failure Criteria in Fiber-Reinforced-Polymer Composites*, Elsevier, Oxford.
- [4] B.P. Gearing, L. Anand, On modeling the deformation and fracture response of glassy polymers due to shear-yielding and crazing. *International Journal of Solids and Structures* 41 (2004) 3125.
- [5] Daniel, I.M. (2007). *Failure of Composite Materials*, Strain, 43(1): 4–12.
- [6] Icardi, U., Locatto, S., Student, G. and Longo, A. (2007). Assessment of Recent Theories for Predicting Failure of Composite Laminates, *Applied Mechanics Reviews*, 60(2): 76–86.
- [7] Kuraishi, A., Tsai, S.W. and Liu, K.K.S. (2002). A Progressive Quadratic Failure Criterion, Part B. *Composites Science and Technology*, 62(12–13): 1683–1695.
- [8] Christensen, R.M. (2008). *Failure Criteria for Anisotropic Fiber Composite Materials* [cited 2008 February 25]; Available from: www.failurecriteria.com.
- [9] Ha, S.K., Jin, K.K. and Huang, Y. (2008). Micro-Mechanics of Failure (MMF) for Continuous Fiber Reinforced Composites, *Journal of Composite Materials* (this issue).
- [10] K.B. Broberg, On stable crack growth. *Journal of the Mechanics and Physics of Solids* 23 (1975) 215.
- [11] B. Cotterell, J.K. Reddel, The essential work of plane stress ductile fracture. *International Journal of Fracture* 13 (1977) 267.
- [12] R. Hill, On discontinuous plastic states; with special reference to localized necking in thin sheets. *Journal of the Mechanics and Physics of Solids* 1 (1952)
- [13] S.M.J. Razavi, M. Peron, J. Torgersen, F. Berto, Static multiaxial fracture behavior of graphite components: a review of recent results, *Key Mater.* 754 (Sep.) (2017) 35–38. (2017) 35–38.
- [14] M. Iskander, N. Shrive, Fracture of brittle and quasi-brittle materials in compression: a review of the current state of knowledge and a different approach, *Theor. Appl. Fract. Mech.* 97 (Oct.) (2018) 250–257.
- [15] K.B. Broberg, On stable crack growth. *Journal of the Mechanics and Physics of Solids* 23 (1975) 215.
- [16] B. Cotterell, J.K. Reddel, The essential work of plane stress ductile fracture. *International Journal of Fracture* 13 (1977) 267.
- [17] J. Chun, H. Zhu, A comparative study on unfilled and filled crack propagation for rock-like brittle material, *Theor. Appl. Fract. Mech.* 72 (Aug.) (2014) 110–120.
- [18] M.R. Ayatollahi, M. Rashidi Moghaddam, F. Berto, A generalized strain energy density criterion for mixed mode fracture analysis in brittle and quasi-brittle materials, *Theor. Appl. Fract. Mech.* 79 (Oct.) (2015) 70–76.
- [19] F. Narita, K. Shikanai, Y. Shindo, K. Mori, R. Narita, Three-point bending fracture behavior of cracked giant magnetostrictive materials under magnetic fields, *J. Test. Eval.* 44 (4) (2016) 1454–1460.
- [20] M. Colussi, F. Berto, K. Mori, F. Narita, Fracture behavior of cracked giant magnetostrictive materials in three-point bending under magnetic fields: strain energy density criterion, *Adv. Eng. Mater.* 18 (12) (2016) 2063–2069.



- [21] M. Colussi, F. Berto, K. Mori, F. Narita, Effect of the loading rate on the brittle fracture of Terfenol-D specimens in magnetic field: strain energy density approach, *Strength Mater.* 48 (6) (2016) 73–83.
- [22] L. Susmel, D. Taylor, The theory of critical distances to predict static strength of notched brittle components subjected to mixed-mode loading, *Eng. Fract. Mech.* 75(3–4) (2008) 534–550.[23]
- [23] M.R. Ayatollahi, A.R. Torabi, A criterion for brittle fracture in U-notched components under mixed mode loading, *Eng. Fract. Mech.* 76 (12) (2009) 1883–1896.
- [24] M. Peron, J. Torgersen, F. Berto, Rupture predictions of notched Ti-6Al-4V using local approaches, *Materials (Basel)* 11 (5) (2018) 663.
- [25] A. Campagnolo, S.M.J. Razavi, M. Peron, J. Torgersen, F. Berto, Mode II brittle fracture: recent developments, *Frat. ed Integrita Strutt.* 11 (42) (2017).



10.22214/IJRASET



45.98



IMPACT FACTOR:
7.129



IMPACT FACTOR:
7.429



INTERNATIONAL JOURNAL FOR RESEARCH

IN APPLIED SCIENCE & ENGINEERING TECHNOLOGY

Call : 08813907089  (24*7 Support on Whatsapp)