



IJRASET

International Journal For Research in
Applied Science and Engineering Technology



INTERNATIONAL JOURNAL FOR RESEARCH

IN APPLIED SCIENCE & ENGINEERING TECHNOLOGY

Volume: 7 Issue: IV Month of publication: April 2019

DOI: <https://doi.org/10.22214/ijraset.2019.4147>

www.ijraset.com

Call:  08813907089

E-mail ID: ijraset@gmail.com

Design and Analysis of Petrol Engine to Increase the Efficiency by using Water Injection

Dr. B. Magimairaj¹, T. Nethaji², M. Babu³, E. Ramadoss⁴

^{1, 2, 3, 4}Department of Mechanical Engineering Sri Venkateshwaraa College Of Engineering And Technology, Puducherry, India.

Abstract: In internal combustion engines, water injection, also known as anti-detonate injection, is spraying water into the cylinder or incoming fuel-air mixture to cool the combustion chambers of the engine, allowing for greater compression ratios and largely eliminating the problem of engine knocking (detonation). This effectively reduces the air intake temperature in the combustion chamber, meaning that performance gains can be obtained when used in conjunction with a supercharger, turbocharger, altered spark ignition timing, and other modifications. The reduction of the air intake temperature allows for a more aggressive ignition timing to be employed, which increases the power output of the engine. Depending on the engine, improvements in power and fuel efficiency can also be obtained solely by injecting water. Water injection may also be used to reduce NOx or carbon monoxide emissions. used in 150cc petrol engine.

Keywords: SI engine; water injection; co emissions; fuel consumption; temperature emissions reduction; engine knocking.

I. INTRODUCTION

Water has the very high heat of vaporization. As the ambient temperature water is injected into engine, heat is transferred from hot cylinder head/intake air into the water. This causes it to evaporate, cooling the evaporate charge. The water vapour will displace some air, negating some of the denser intake charge benefit. Knocking is generally more of a problem in forced induction engines rather than naturally aspirated so this can be a useful aid in its prevention. On Electronic ignition system the ignition timing is generally retarded to prevent knock from occurring but with water injection it can be advanced closer to Maximum Brake Torque (MBT) timing for additional power. The Electronic fuel injector consists of a small tank, pump, microcontroller unit, engine set up and fuel injector. The microcontroller unit is used to setting the fuel injection period. The fuel pump is used to suction the fuel in to deliver the fuel injector. The 12 volt fuel injector is used to inject the fuel in to the cylinder. This 12v fuel injector is controlled by the microcontroller unit.

A. Stages Of Combustion In Si Engines

A typical theoretical pressure crank angle diagram during the process of compression (a-b) combustion(b-c) and expansion (c-d) in an ideal four stroke spark ignition engine. In an ideal engine as can be seen from the diagram the entire pressure rise during combustion takes place at constant volume i.e., TDC. However in an actual engine this does not happen. The detailed process of combustion in an actual engine SI engine is described below.

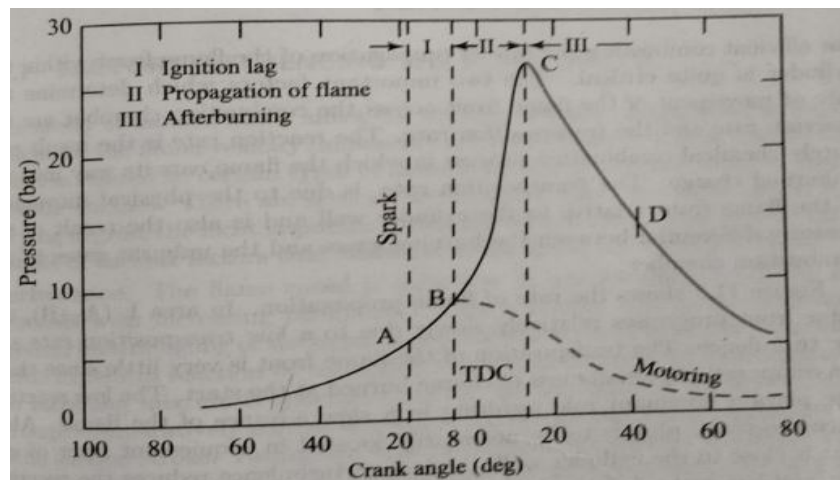


Fig 1.0. Combustion In Si Engines

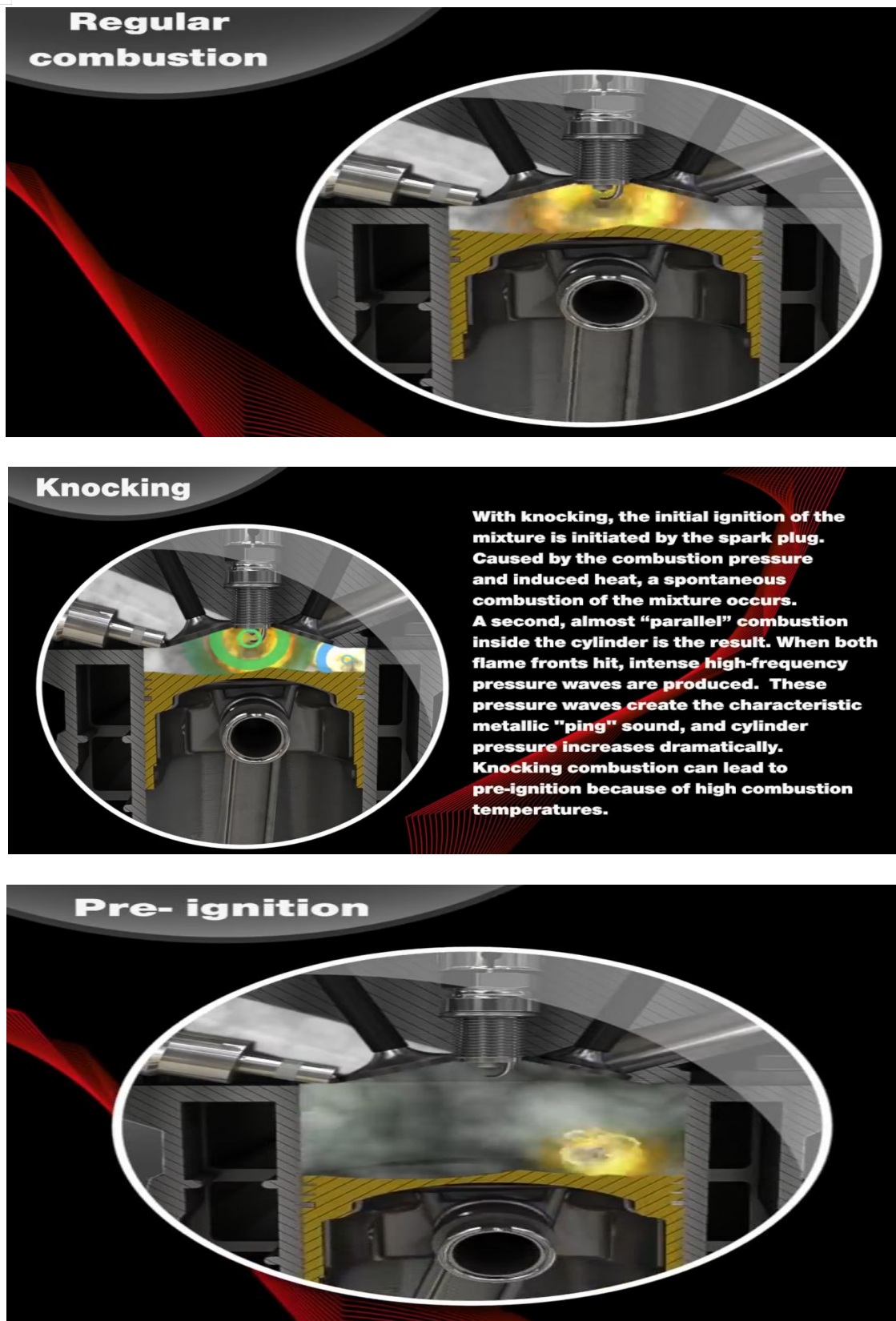


Fig 1.0 regular combustion, knocking, pre-ignition

II. METHODOLOGY

A. 2D Model

The two dimensional model is a basic view of any object in which the object is projected. The 2D model is created using any two axes, say x and y axes. The basic software used to create a 2D model is auto cad. In this modeling, we can create a single view of the object. It is similar to the drafting of engineering graphics. The basic 2D sketch can be converted to 3D model.

B. 3D Model

The Three dimensional models is one which shows the natural viewing of the object as we see in real. It is very useful in establishing the object in human understandable view. To create a 3D model, we use of three axes x, y and z. There is much software for creating a 3D model. Some software which is used to create 3D model are AUTO CAD, PRO E, CREO, solid works, etc.

C. Specification of Engine

TABLE I

| PARAMETER | DETAIL |
|------------------------------|--------------------------------------|
| Engine | Single Cylinder, 4-Stroke, SI engine |
| Cooling | Air Cooled |
| Bore | 57.3mm |
| Stroke | 57.8mm |
| Max .Brake Horse Power (BHP) | 13.4bhp @ 8500rpm |
| Maximum .Torque | 12.84Nm @ 5500rpm |
| Transmission | 5speed gear box |
| Type of Fuel used | Petrol |
| Arrangement | Vertical |
| Cubic capacity | 149.1cc |

III.DESIGN

A designer's sequence of activities is called a design process while the scientific study of design is called design science.

Another definition of design is planning to manufacture an object, system, component or structure. In a broader sense, design is an applied art and engineering that integrates with technology. Design can be created using various design software. We have lots of design soft wares for creation of a design according to our specifications.

Types of design software:

- 1) AUTO-CAD
- 2) PRO-ENGINEER
- 3) ANSYS
- 4) SOLIDWORKS
- 5) CFD
- 6) CATIA
- 7) CREO

Auto-CAD is a commercial computer aided design and drafting software application. It was developed and marketed by "Autodesk. Auto-CAD is used across a wide range of industries, by architects, project managers, engineers, graphic designers, town planners and many other professionals.

Software used for design the vehicle:

We use of the Auto-CAD mechanical 2018 version for better designing.

A. Design Parameter

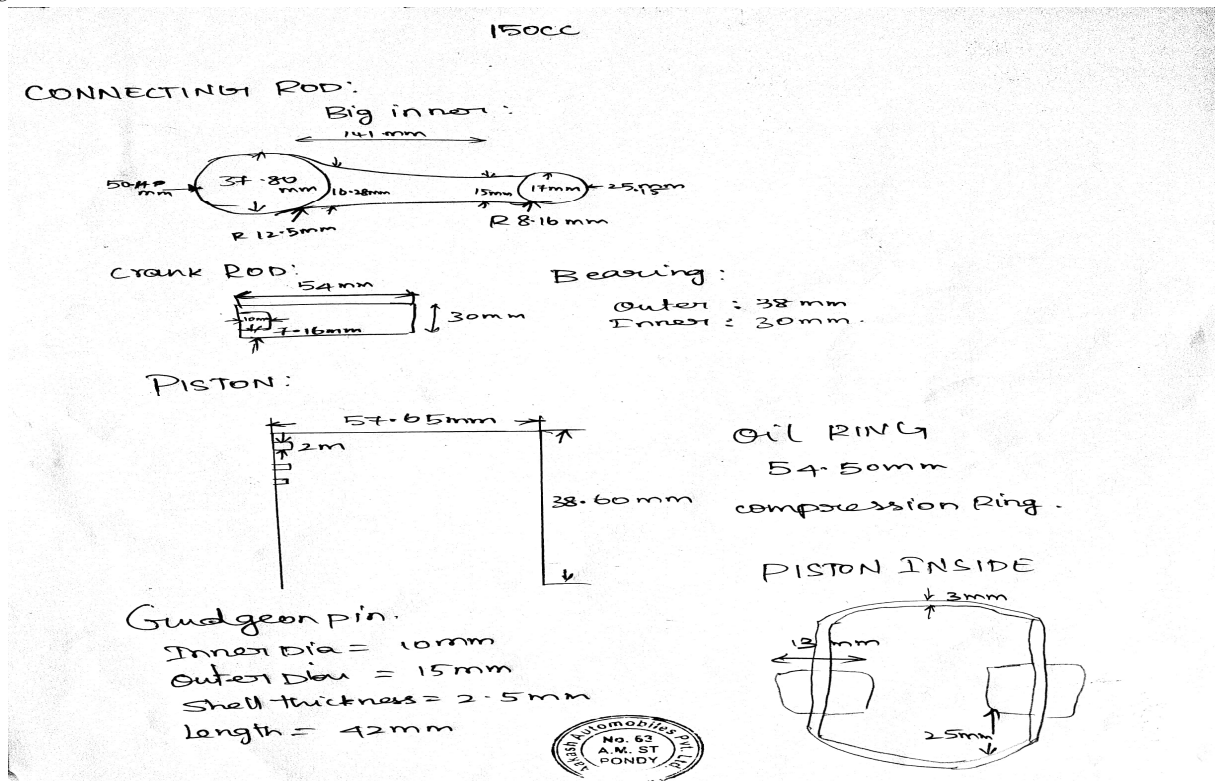


Fig A.1 Design parameter

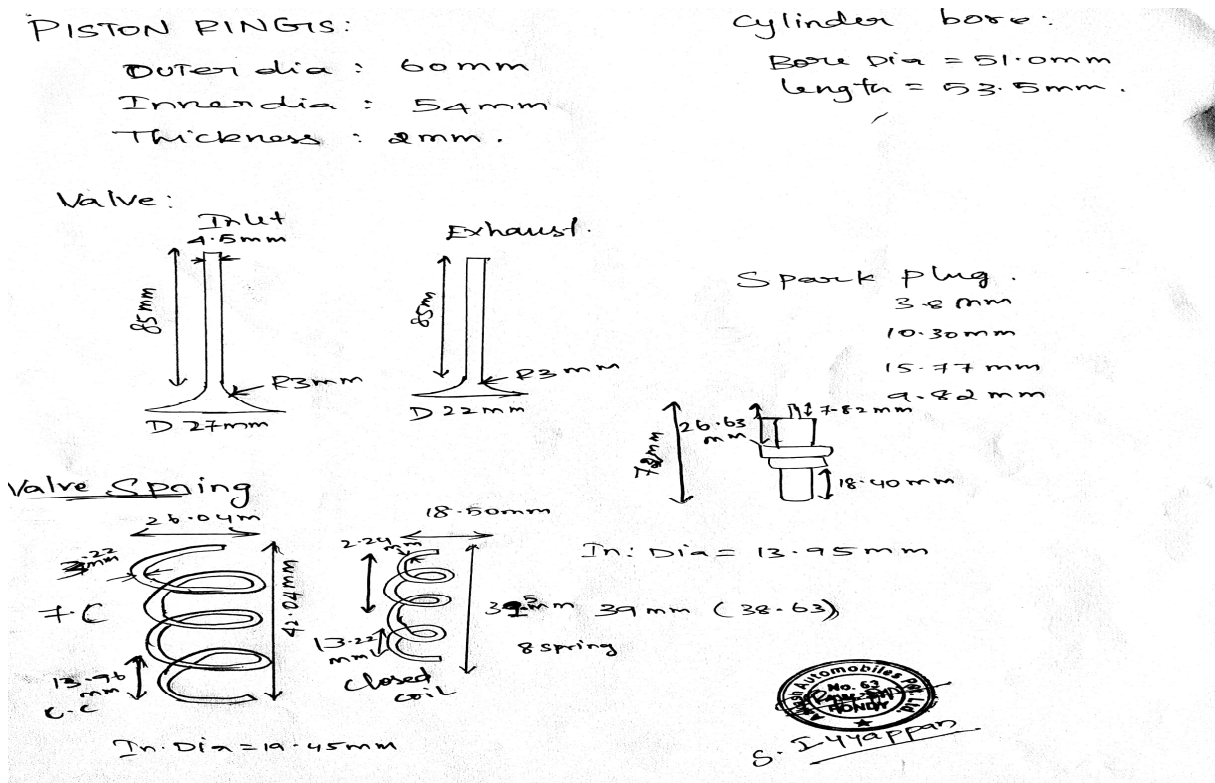


Fig A.1 Design parameter

B. Design for 3D Model




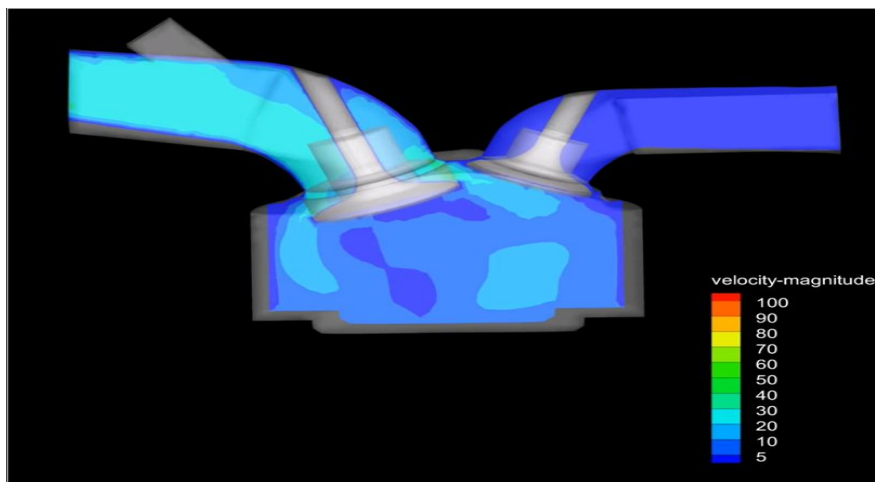
Fig b. Design model

IV.FINAL OUTPUT

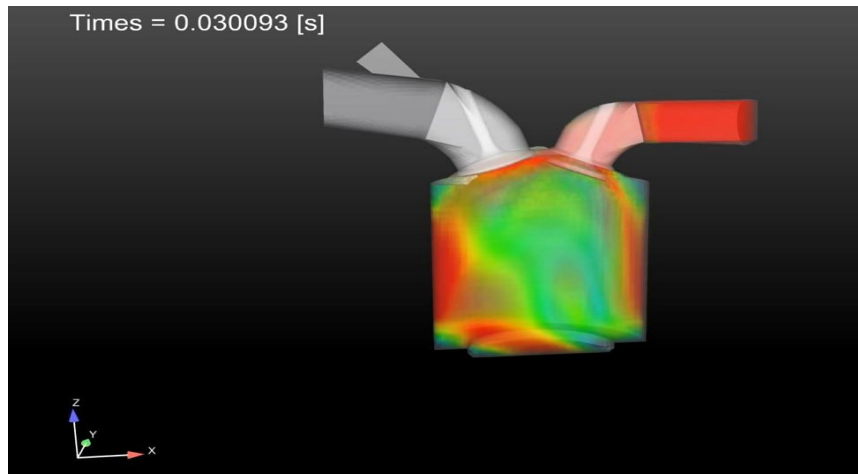

The present project work has provided design research investigates the effects of water injection on the engine performance, fuel consumption and exhaust gas temperature for a four stroke SI engine, the following conclusions were investigated from the experiment.

- A. The exhaust gas temperature decreases as the mass of water to fuel ratio increases
- B. In the exhaust gas the level of carbon monoxide decreases as the mass of water to fuel ratio increases
- C. The consumption of fuel decreases as the mass of the water to fuel ratio increases

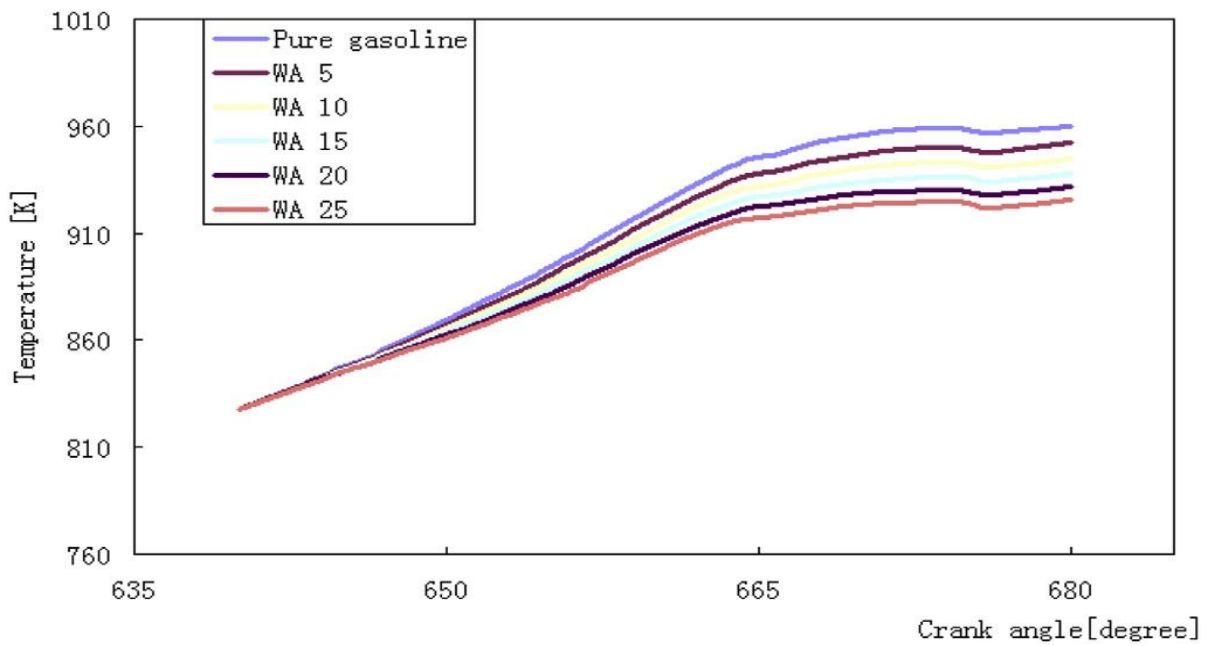
1) Section Stroke



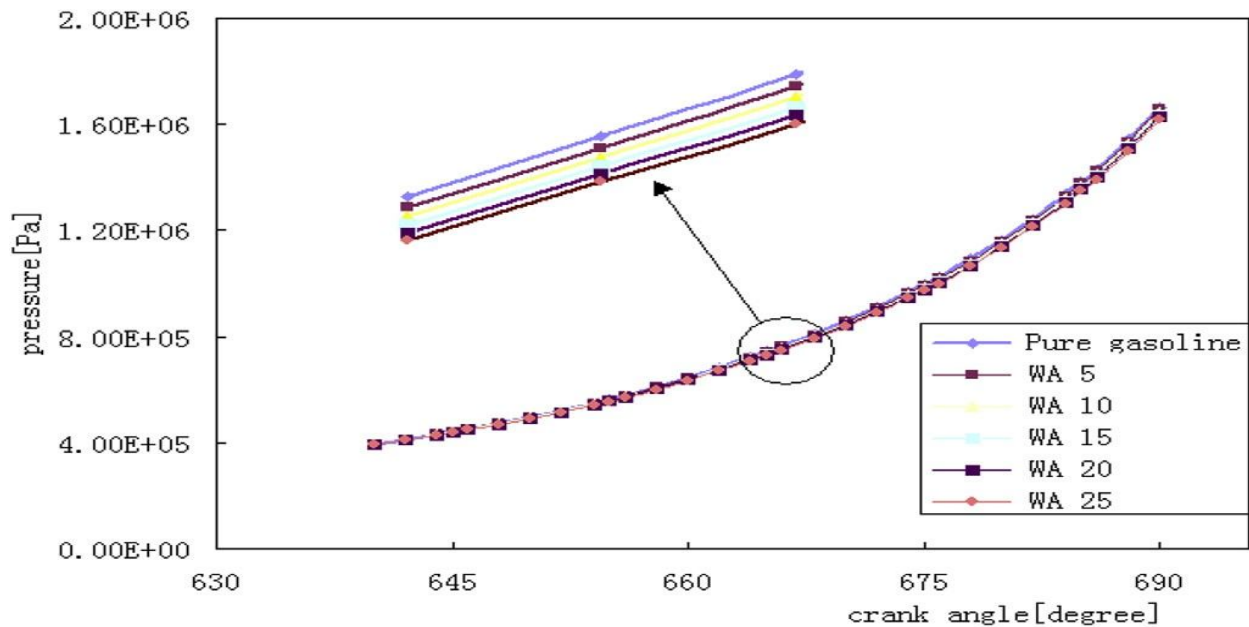
2) Compression Stroke



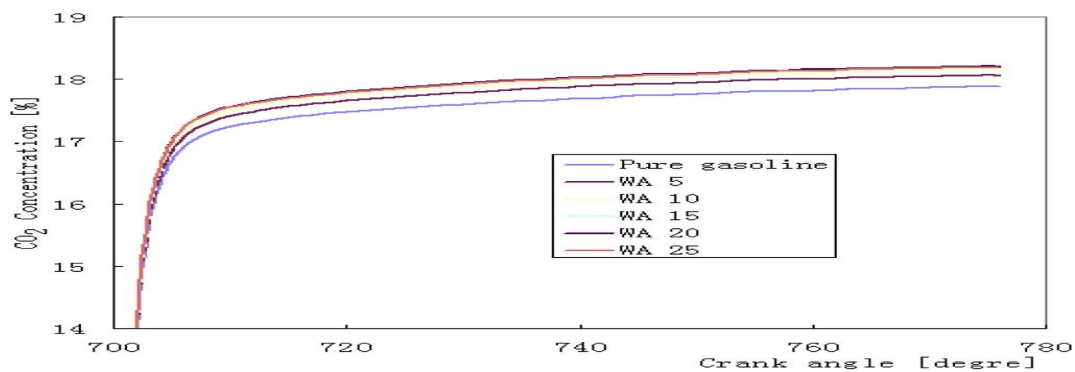
3) In-Cylinder Temperature



4) Intake Pressure



5) Exhaust Emission



V. CONCLUSIONS

Gasoline engine have been investigated. The various water mass ratios were injected directly into the cylinder at the latter part of the compression stroke. The optimum water ratio was determined as 15% for a given fuel mass in terms of engine performance and emissions (including NOx and CO). The results were compared with those obtained for the pure gasoline case. It was seen that the mean indicated pressure in cylinder at combustion stroke increased leading to an increase in power output. Similarly, the NOx emissions were decreased by 34.6% on the average.

The important effect of direct water injection was the reduction of inlet temperature as a direct consequence of water vaporization, which resulted in a large decrease in in-cylinder temperature at the latter stages of the compression stroke. Water injection was helpful for improving the anti-detonation properties of the fuel, higher performance in the form of higher compression ratios. Using water injection could also permit the use of fuel with lower octane number ratings. Water injection does not only improve the power output of an engine, but also improves the fuel economy by careful design in of the engine. The use of water in the cylinder has to be studied in detail at different engine speed and load conditions. By experimental studies, the aspects such as the effect of water vapor on the combustion process integrated with the fuel metering and spark timing control system of the engine needs further research. Once these problems are dealt with, the system could be applied to engines for the purpose of emission reduction and improved power output as well as downsizing of the engine for further reduction in emissions.



REFERENCES

- [1] R. Adnan, H.H. Masjuki, T.M.I. Mahlia, Performance and emission analysis of hydrogen fueled compression ignition engine with variable water injection timing, *Energy* 43 (1) (2012) 416e426.
- [2] Alex C. Alkidas, Combustion advancements in gasoline engines, *Energy Convers. Manag.* 48 (11) (2007) 2751e2761.
- [3] Alberto Boretti, Water injection in directly injected turbocharged spark ignition engines, *Appl. Therm. Eng.* 52 (1) (2013) 62e68.
- [4] P.A. Caton, H.H. Song, N.B. Kaahaaina, C.F. Edwards, Strategies for Achieving Residual-Effectuated Homogeneous Charge Compression Ignition Using Variable Valve Actuation, 2005. <http://dx.doi.org/10.4271/2005-01-0165>.
- [5] Idris Cesur, Adnan Parlak, Vezir Ayhan, Barış Boru, Guven Gonca, The effects of electronic controlled steam injection on spark ignition engine, *Appl. Therm. Eng.* 55 (1) (2013) 61e68.
- [6] Rong-Hong Chen, Li-Bin Chiang, Ming-Hsun Wu, Ta-Hui Lin, Gasoline displacement and NO_x reduction in an SI engine by aqueous alcohol injection, *Fuel* 89 (3) (2010) 604e610.
- [7] Can Cinar, Ahmet Uyumaz, Hamit Solmaz, Tolga Topgul, Effects of valve lift on the combustion and emissions of a HCCI gasoline engine, *Energy Convers. Manag.* 94 (2015) 159e168.
- [8] James C. Conklin, James P. Szybist, A highly efficient six-stroke internal combustion engine cycle with water injection for in-cylinder exhaust heat recovery, *Energy* 35 (4) (2010) 1658e1664.
- [9] F.L. Dryer, Water Addition to Practical Combustion Systems Concepts and Applications, Paper presented at the Symposium (international) on combustion, 1977.
- [10] Renhua Feng, Jing Yang, Daming Zhang, Banglin Deng, Jianqin Fu, Jingping Liu, Xiaoqiang Liu, Experimental study on SI engine fuelled with butanolegasoline blend and H₂O addition, *Energy Convers. Manag.* 74 (2013) 192e200.
- [11] Daniel Fennell, Jose Herreros, Athanasios Tsolakis, Improving gasoline direct injection (GDI) engine efficiency and emissions with hydrogen from exhaust gas fuel reforming, *Int. J. Hydrogen Energy* 39 (10) (2014) 5153e5162.
- [12] Aly H. Gadallah, Elshenawy A. Elshenawy, Aly M. Elzahaby, Hafez A. El-Salmawy, Ahmed H. Bawady, Effect of In Cylinder Water Injection Strategies on Performance and Emissions of a Hydrogen Fuelled Direct Injection Engine, 2009. <http://dx.doi.org/10.4271/2009-01-1925>.
- [13] Peng Geng, Hui Zhang, Combustion and emission characteristics of a direct-injection gasoline engine using the MMT fuel additive gasoline, *Fuel* 144 (2015) 380e387.
- [14] Maria Jonsson, Jinyue Yan, Humidified gas turbines a review of proposed and implemented cycles, *Energy* 30 (7) (2005) 1013e1078.
- [15] Susumu Kohketsu, Kazutoshi Mori, Kenji Sakai, Hiroshi Nakagawa, Reduction of Exhaust Emission with New Water Injection System in a Diesel Engine, 1996. <http://dx.doi.org/10.4271/960033>.
- [16] Craig D. Marriott, Rolf D. Reitz, Experimental Investigation of Direct Injection-gasoline for Premixed Compression Ignited Combustion Phasing Control, 2002. <http://dx.doi.org/10.4271/2002-01-0418>.
- [17] R. Munsin, Y. Laonual, S. Jugjai, Y. Imai, An experimental study on performance and emissions of a small SI engine generator set fuelled by hydrous ethanol with high water contents up to 40%, *Fuel* 106 (2013) 586e592.
- [18] Abhijeet M. Nande, Thomas Wallner, Jeffrey Naber, Influence of Water Injection on Performance and Emissions of a Direct-injection Hydrogen Research Engine, 2008. <http://dx.doi.org/10.4271/2008-01-2377>.
- [19] Quang-Anh Nguyen, Yuh-Yih Wu, Experimental Investigations of Using Water-gasoline Emulsions as a NO_x Treatment and its Effects on Performance and Emissions of Lean-burn Spark-Ignition Engine, Paper presented at the Proceedings of the International Conference on Power Engineering-09, Kobe, Japan, 2009.
- [20] Hakan Özcan, M.S. Söylemez, Thermal balance of a LPG fuelled, four stroke SI engine with water addition, *Energy Convers. Manag.* 47 (5) (2006) 570e581.



10.22214/IJRASET



45.98



IMPACT FACTOR:
7.129



IMPACT FACTOR:
7.429



INTERNATIONAL JOURNAL FOR RESEARCH

IN APPLIED SCIENCE & ENGINEERING TECHNOLOGY

Call : 08813907089  (24*7 Support on Whatsapp)