



IJRASET

International Journal For Research in
Applied Science and Engineering Technology



INTERNATIONAL JOURNAL FOR RESEARCH

IN APPLIED SCIENCE & ENGINEERING TECHNOLOGY

Volume: 7 Issue: IV Month of publication: April 2019

DOI: <https://doi.org/10.22214/ijraset.2019.4539>

www.ijraset.com

Call:  08813907089

E-mail ID: ijraset@gmail.com

Enhancement of Force Convection Heat Transfer in Pipe using Different Inserts

Mr. Rupesh B. Gaikwad¹, Mr. Manoj R. More², Mr. Shubham J. Salunkhe³, Mr. Pankaj R. Bankar⁴, Prof. R.R. Rathod⁵
^{1, 2, 3, 4} Students, ⁵ Professor, Department of Electronics & Telecomm. Engineering, JSPM's Bhivarabai Sawant Institute of Technology And Research Wagholi, Pune, Maharashtra, India.

Abstract: Heat transfer enhancement has been always a significantly interesting topic in order to develop high efficient, low cost, light weight, and small heat exchangers. The energy cost and environmental issue are also encouraging researchers to achieve better performance than the existing designs. Two of the most effective ways to achieve higher heat transfer rate in heat exchangers are using different kinds of inserts and modifying the heat exchanger tubes. There are different kinds of inserts employed in the heat exchanger tubes such as coiled wires, baffles. This paper presents an overview about the early studies on the improvement of the performance of thermal systems by using different kinds of inserts. Wire coil insert had better function in backward flow compared to forward one. Modifying the shape of twisted tapes led to a higher efficiency. Combination of various inserts and tube with artificial roughness provided promising results. In case of using various propeller types, heat transfer enhancement was dependent on higher number of blades and blade angle and lower pitch ratio.

Keywords: Heat transfer coefficient, wire coil insert and baffle plate insert, laminar flow, turbulent flow, nusselt number, Reynolds's number.

I. INTRODUCTION

Heat exchangers are devices that facility at the exchange of heats between two fluids those area t different temperatures while keeping them from mixing with each other. Heat exchangers are extensively used in a variety of industrial processes for heating and cooling applications .The most important on front in designing a heat exchanger is to make the tools compact t and achieve elevated heat transporters at using minimum pumping power. The heat transfer rate can be improved by introducing a disturbance in the fluid flow there by breaking him viscous and thermal boundary layer.

Heat transfer processes in industrial, Automotive and domestic application involves the conversion, transfer and utilization of energy. The Enhancement of heat transfer in such several application can significantly improve the thermal performance of heat based equipment's (for instance, heat exchanger) are called as heat augmentation techniques. Heat augmentation techniques, used to increase the convective heat transfer coefficient by increasing the turbulence of the fluid.

II. LITERATURE REVIEW

- A. Paisarn Nephon et.al. [2006] Have studied the heat transfer characteristics and the pressure drop of the horizontal double pipe with coil-wire inserts in April 2006 .Finally concluded that the heat transfer rate and heat transfer coefficient depend directly on the mass flow rates and effect of coil-wire insert on heat transfer tends to decrease as Reynolds number increase.
- B. Alberto Garcia ET. al. [2007] studied on three wire coils of different pitch inserted in a smooth tube in laminar and transition regimes in March 2006, the heat transfer Enhancement obtained with the wire coils will be quite higher than the one obtained with the twisted tapes.
- C. Jung-Yang San ET. al. [2015] has performed experiment on heat transfer and fluid friction correlations for circular tubes with coiled-wire inserts. The wire diameter-to tube inner diameter ratio (e/d) and coil pitch-to-tube inner diameter ratio (p/d) are in the ranges of 0.0725 to 0.134 and 1.304 to 2.319 respectively. It is found that the Nusselt number (Nu) increases with the e/d value, where as it increases with a decrease of the p/d value. Alberto Garci et.al., [2005] Performed an experiment on heat transfer enhancement with wire coil inserts in laminar-transition –turbulent regimes at different prandtl numbers in which researchers used helical wire coils fitted inside round tubes. Researchers studied their thermo hydraulic behaviour in laminar, transition and turbulent flow. Researchers used Reynolds numbers from 80,000 to 90,000 and prandtl number from 2.8 to 150, in which six wire coils were tested within a geometrical range of helical pitch.
- D. Hsieh and Huang -conducted experimental studies for heat transfer and pressure drop of laminar flow in horizontal tubes with/without longitudinal inserts. They reported that enhancement of heat transfer as compared to a conventional bare tube at the same Reynolds number to be a factor of 16 at $Re > 10000$, while a friction factor rise of only 4.5. A new method was

postulated by to predict heat transfer coefficients with twisted tape inserts in a tube in which the wall shear and the temperature gradients were properly modified through friction coefficient correlation leading to heat transfer augmentation from the tube wall. It was found that the performance evaluation criteria was about 1.32–1.39 times compared to plain tube.

E. Sujoy Kumar Saha.[13] perform an experiment investigation to study on Thermal and friction characteristics of laminar flow through rectangular and square ducts with transverse ribs and wire coil inserts in July 2009. The heat transfer and the pressure drop characteristics of laminar flow of viscous oil ($195 < Pr < 525$) through rectangular and square ducts with internal transverse rib turbulators on two opposite surfaces of the ducts and with wire coil inserts have been studied experimentally.

III. EXPERIMENTAL APPARATUS AND METHOD

The schematic experimental apparatus that will be used to enhance heat transfer is as shown in Fig. Which consist of voltmeter, ammeter, pressure gauge orifice, blower switch, main power switch, data acquisition system (DAS) with computer, thermocouples, data logger, heater input etc. fig shows an cross sectional view of helical wire fitted inside smooth tube, where p stands for helical pitch, e for wire diameter and d for inner diameter of tube. The main function of different apparatus is as follows:-

- A. Heat exchanger is made up of metal pipe which is thermally insulated outside to prevent heat transfer losses to atmosphere.
- B. Heat regulator is used to supply regulated power input to heater.
- C. Data logger is used to measure the temperature, voltmeter, current and air flow rate.
- D. Thermocouples are used at suitable position to measure necessary temperature.
- E. Blower unit used to blow the air through heat exchanger with orifice meter and control valves are used to control air flow rate.

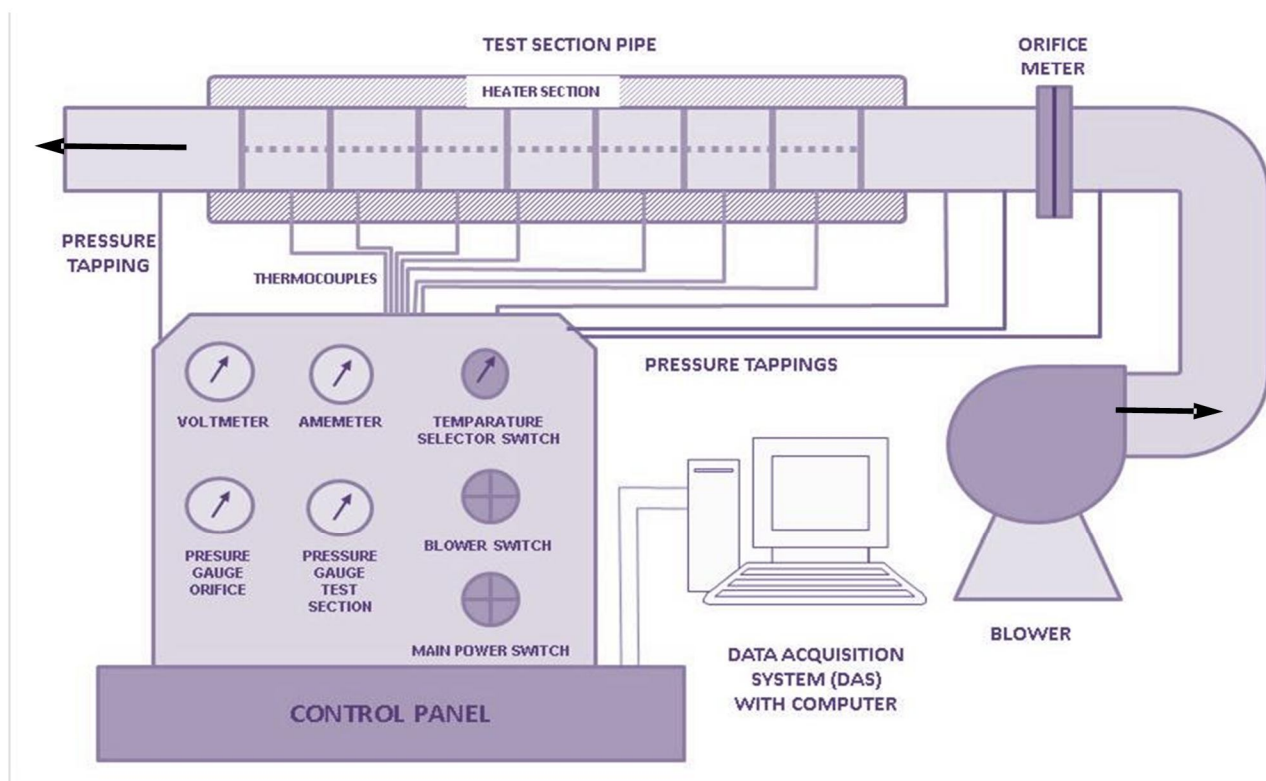


Fig 3.1: Enhancement of force convection heat transfer in pipe using different inserts.

IV. PROCEDURE

Put the dimmer stat to zero position and the switch on the main electric supply. Start the blower and adjust the air flow by means of valve to some desired difference in manometer level. (Preferably open control valve fully). Start the heating of the test section by adjusting desired heater input with dimmerstat. Take the readings of all 7 thermocouples at the interval of 10 minutes until the steady state is reached (last 2 readings should be same). Also note down the heater input (In terms of voltage and current). Repeat the procedure for different inserts. Calculate the heat transfer rate with the help of readings taken for with & without inserts.

V. TYPES OF DIFFERENT INSERTS USED

A. Louvered Strip Insert

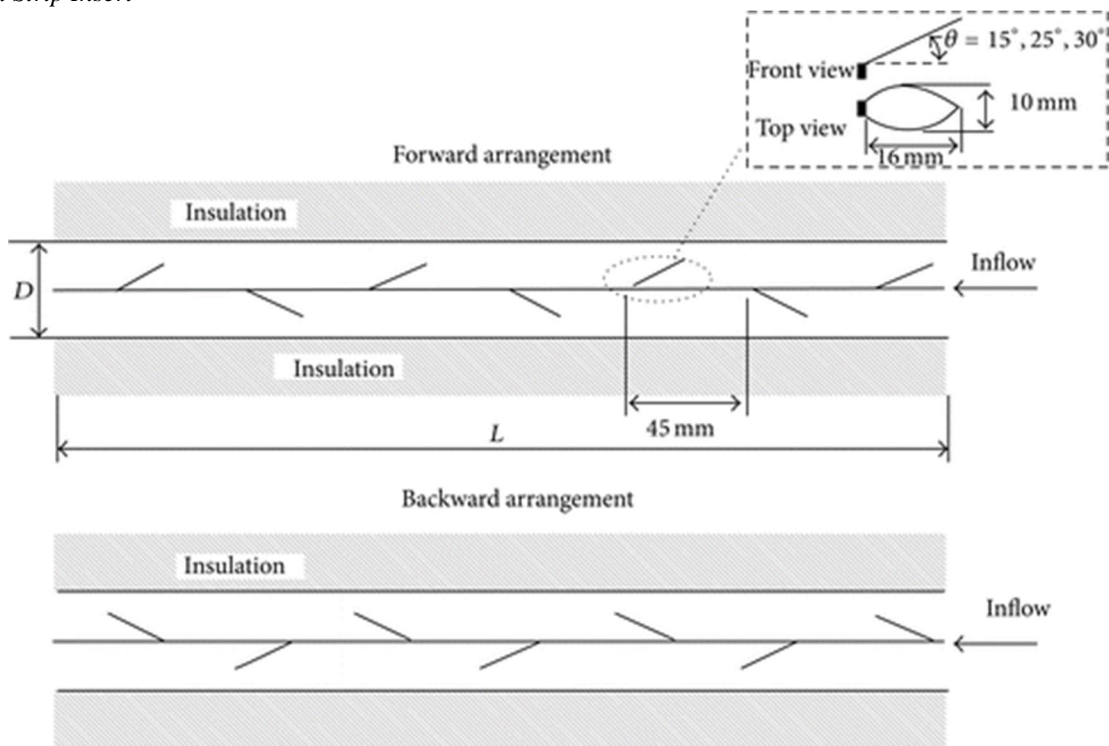


Fig 5.1: Louvered Strip Insert

B. Wired Coil inserts

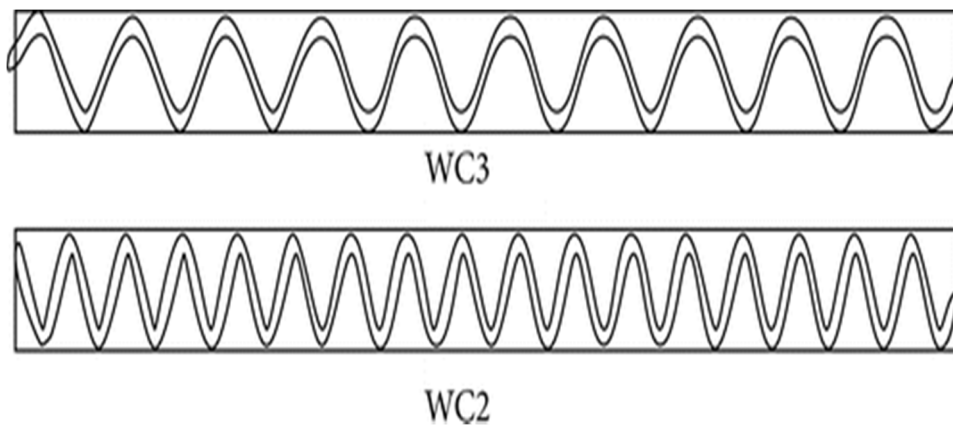


Fig 5.2: Wired Coil inserts

VI. SPECIFICATIONS

A. For Helical Coil

- 1) Pitch = 20mm.
- 2) Thickness of inserts, $t = 3\text{mm}$.
- 3) Length of tape, $L = 500\text{mm}$.

B. For Baffle Type Insert

- 1) Length of tape, $L = 500\text{mm}$.
- 2) Pitch=30mm.

VII. SAMPLE CALCULATIONS

1) Bulk mean temperature of air: $T_{mean} = (T1+T7)/2$

2) Properties of Air at T_{mean}

ρ_{air} = Density of air :-1.118 kg/m³

CPA = Specific heat capacity of air=

3) Surface Temperature: $T_{surface} = (T2+T3+T4+T5+T6+T7)/6 = 74.99957143$

4) Properties of Air at Film

μ = Dynamic viscosity of air (Ns/m²)

k = Thermal conductivity of air (W/mK)

5) Heat carried out

$Q_{air} = Q_{conv}$

In which

$Q_{air} = m \cdot c_p \cdot (dt) = 82.9225781$

Where, T_o & T_i Temperature at outer and inner wall of pipe

The convection heat transfer from the test duct can be written by

$Q_{conv} = hA (T_s - T_b) = 54.02774083$

Where,

$T_b = (T_o + T_i) = 43.26$

T_s = average surface temperature h can be calculated. =31.74

i.e., $h = Q_{air} / A (T_s - T_b)$

Nu are estimated as follows,

$Nu = hD/k = 49.87176076$

The Reynolds number is given by,

$Re = \rho U D / \mu$

Friction factor f can be written as,

$f = \Delta P / (L \rho v^2 / 2) = 0.000001393201259 v^2 / 2$

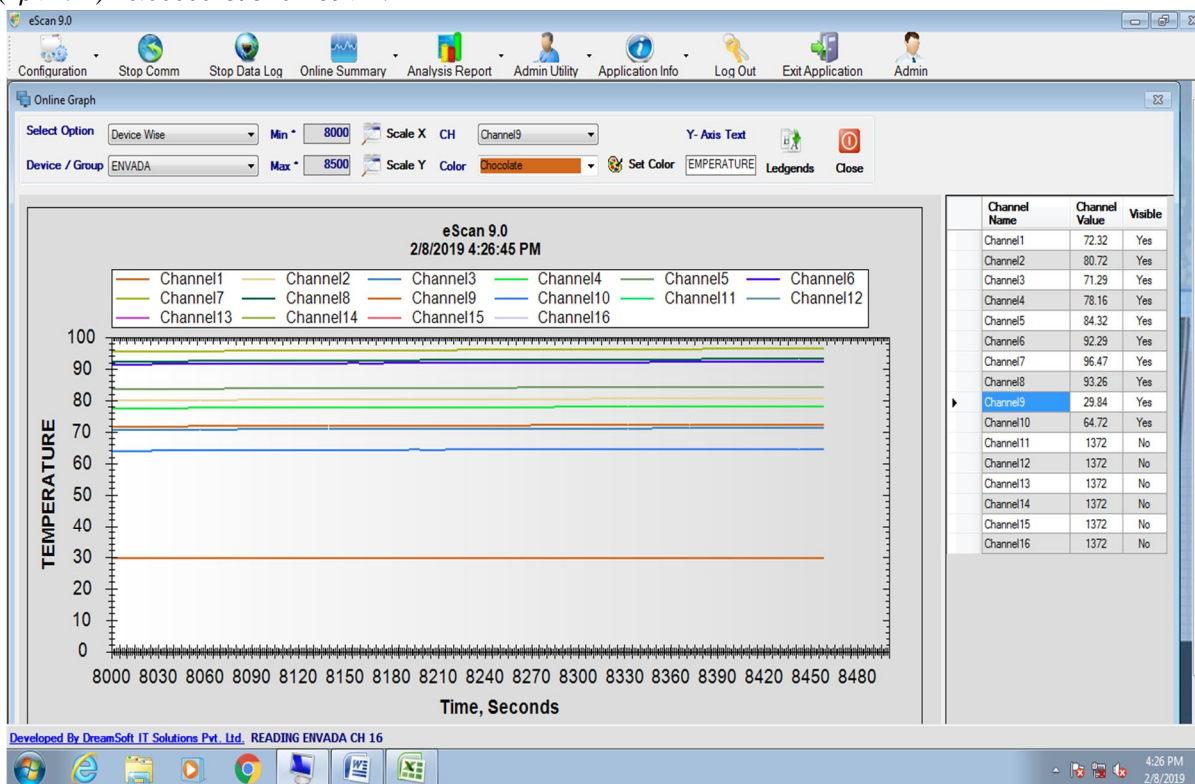


Fig 7.1: Online Graph (1)

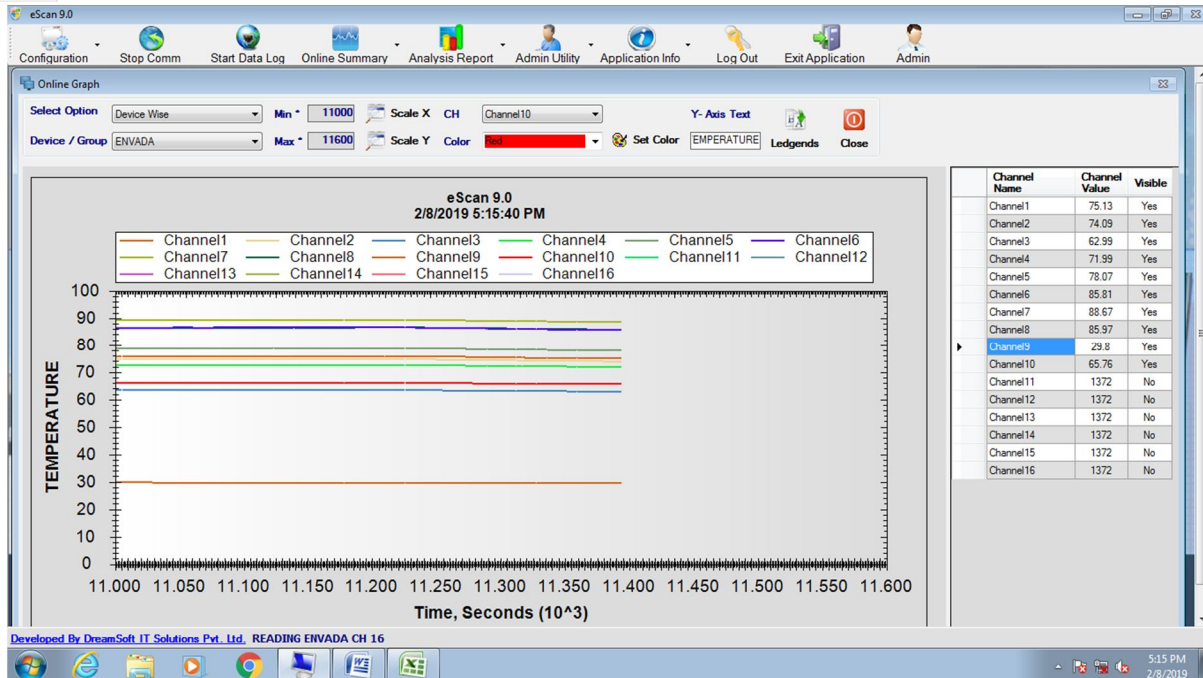


Fig 7.1: Online Graph (2)

VIII. CONCLUSION

Effect of coil wire insert on heat transfer enhancement: shows variation of Nusselt number with Reynolds number for tube without and with coil wire inserts i.e. Aluminium and Copper material. It is seen that Nusselt number for tube fitted with coil wire insert is higher than that of plain tube for given Reynolds number. This is because of coil wire insert interrupts the boundary layer of the fluid flow near the wall of test section hence it increases the fluid temperature in the radial direction. Due to high contact surface area the heat transfer rate increases also it creates turbulence and whirling motion inside the test section, this motion makes flow highly turbulent, which leads to improved convection heat transfer. The performance of system is evaluated for a range of Re 1200 to 1500 and for wattage input of 27.56W and 64.81W. Copper coil wire has greater PEC over Aluminium coil wire at lower watt input. Without insert PEC is one and with insert PEC is 1.324. Thus through this project work the enhancement of heat transfer in pipe flows is observed and recorded successfully. This work can further be extended by changing the wire diameter, wire material and pitch of coil over a wide range. The pitch has a considerable effect over Nusselt number. There is a 20 percent increase in Nusselt number for Cu and for Al.

REFERENCES

- [1] Paisarn Nephron., "Effect of coil-wire insert on heat transfer enhancement and pressure drop of the horizontal concentric tubes", International Communications in Heat and Mass transfer. .
- [2] Alberto Garcia , Juan P. Solano , Pedro G. Vicente , Antonio Viedma " Enhancement of laminar and transitional flow heat transfer in tubes by means of wire coil insert.
- [3] Jung-Yang San, Wen-Chieh Huang, Chang-An Chen., "Experimental investigation on heat transfer and fluid friction correlations for circular tubes with coiled-wire insert .
- [4] Alberto Garcia, Pedro G. Vicente, Antonio Viedma., "Experimental study of heat transfer enhancement with wire coil inserts in laminar-transition-turbulent regimes at different Prandtl numbers", International Journal of Heat and Mass Transfer 48 (2005) 4640–4651.
- [5] A. Garcia, J.P. Solano, P.G. Vicente, A. Viedma., "Flow pattern assessment in tubes with wire coil inserts in laminar and transition regimes", International Journal of Heat and Fluid Flow 28 (2007) 516–525..
- [6] Jin S. Lee, Chul J. Kim., "Heat transfer and internal flow characteristics of coil inserted rotating heat pipe", International Journal of Heat and Mass Transfer 44 (2001) 3543-3551.
- [7] Sibel Gunes, Veysel Ozceyhan, Orhan Buyukalaca., "Heat transfer enhancement in a tube with equilateral triangle cross sectioned coiled wire inserts", Experimental Thermal and Fluid Science 34 (2010) 684–691.
- [8] D.S. Martinez , A. Garcia, J.P. Solano, A. Viedma., "Heat transfer enhancement of laminar and transitional Newtonian and non-Newtonian flows in tubes with wire coil inserts", International Journal of Heat and Mass Transfer 76 (2014) 540–548. [9] D. Munoz-Esparza , E. Sanmiguel-Rojas., "Numerical simulations of the laminar flow in pipes with wire coil inserts", Computers & Fluids 44 (2011) 169–177.



10.22214/IJRASET



45.98



IMPACT FACTOR:
7.129



IMPACT FACTOR:
7.429



INTERNATIONAL JOURNAL FOR RESEARCH

IN APPLIED SCIENCE & ENGINEERING TECHNOLOGY

Call : 08813907089  (24*7 Support on Whatsapp)