



IJRASET

International Journal For Research in
Applied Science and Engineering Technology



INTERNATIONAL JOURNAL FOR RESEARCH

IN APPLIED SCIENCE & ENGINEERING TECHNOLOGY

Volume: 7 Issue: V Month of publication: May 2019

DOI: <https://doi.org/10.22214/ijraset.2019.5185>

www.ijraset.com

Call:  08813907089

E-mail ID: ijraset@gmail.com

A Survey on Binarization Technique for Degraded Documents

Kirti Tomar¹, Jaimala Jha²

^{1,2}M.I.T.S. Gwalior(M.P.)

Abstract: The Document Imaging Binarization (DIB) works in a pre-specified phase in the context of the document. Document Binacross (DB) was an active learning domain for years. Several issues related to the acceptable and concise representation of document films in the context of historical documents in history. These queries are counted as decades. Many techniques report and apply for queries for different commercial lines. Text stroke has some uncertainty issues that need to focus attention due to the difference in intra / variance between the various document diagrams in the document background. **Keywords—** Document image binarization, global thresholding, local binarization, Otsu’s Method, Hybrid binarization and Dynamic Threshold.

I. INTRODUCTION

Binarization is a significant element of understanding text documents routinely via Optical Character Recognition written as (OCR). As binarization of chronological documents is complex & now also a region of investigation. In the DIB prerequisite phase (PPP) implementation of the document evaluation. It is used for OCR's performance. The main purpose of various DBB process is by segment foreground text via limit text. The main dispute is the entrance of degraded documents. This leads to changing the TH color of a gray image to a binary image. Many historical documents pass through degradation until times are older than age. With unrestricted explanation, document images go through bleeding in the visual controversy, through the smile. Figure 1. Include two of the effects.

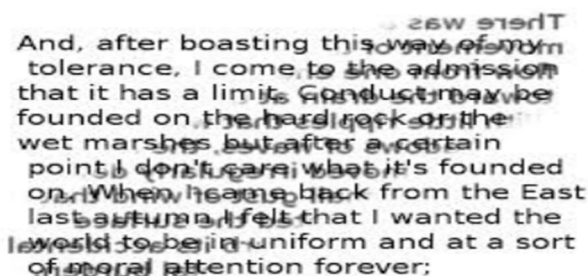


Fig. 1. Documents suffering from bleed through.

Demonstrated in Fig.1 text suffers from bleed via ink from different region seeps during the front. In Fig. 2 DI is degraded via smear making text in it about impossible to read.

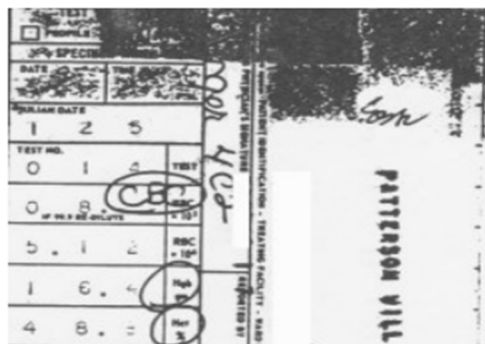


Fig 2. Document suffering from smear.

Thus, these types of documents are documented in documentaries. TH Error, DESTRUB DBB Challenge raises the different posts of art. [1]

In the given remaining paper, it has a tendency to 1st provide Image binarization (IB) process in section II. Some of the binarization approaches are explained in section III. Section IV displays the process of binarization & Section V provides a temporary description regarding pretend reviews. Finally, the paper adds up in Sections VI.

II. IMAGE BINARIZATION PROCESS

The pixel values division takes place in double collection, the front black (FG) & white in the background (BG). The method used for diagnostic purposes was well known. Th is also categorized as Global & Local TH. BG & FG Uniform In a document for a wide variety of delivery, the best method of globalization is originated. In degraded documents, here is a wide variety of BGs. There are many unexplained pixels that are not sorted like the FG / BG, i. e. the difference in the sound or the difference between the sound and the difference. In these situations, local TH has important than above existing methods.

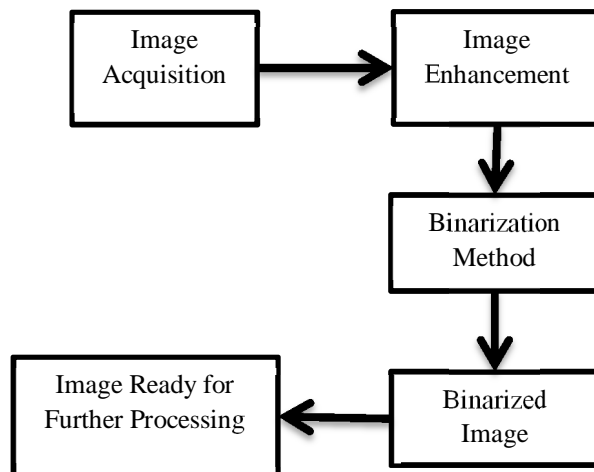


Fig 3. Block Diagram of Binarization

The binary-image (BI) is a digital picture which presently shows two feasible values intended for each pixel. Usually, two colors are utilized for BI i.e. black & white as various two colors may be utilized. The color utilizes for objects in the picture is FG color while respite of the picture is BG color. BI normally happens in the image-processing (IP) as masks or as results of few functions as segmentation & TH. Few input/outputs types of equipment, as an example, laser printers, bi-level (BL) computer display, are capable to presently hold BL pictures. BI is formed via color pictures by segmentation. Different demands & techniques are grown to recover documents images (DI) quality. Binarization is individual of mainly significant PPP which consists to separate FG & BG of DI. It exchanges grayscale DI into binary DI.




Fig: 3: Input image.




Fig: 4: Binarized image.

Figure 3 has illustrated a source image for binarization & figure 4 has illustrated BI for equivalent. DIB is normally executing in PPP of unique archive image treatment associated requisitions.[2]

III. BINARIZATION TECHNIQUES

As additionally content records are verified, rapid & precise report DIB is receiving to increasingly significant. Although it records DIBs taken while lengthy time, TH of debased record images is also an uncertain problem. It may demonstrate via a method which presents record FG/BF is exceptionally difficult due to various sorts of report debasement, as an example, uneven enlightenment, dying through & smear. We attempt to produce vigorous & industrious report DIB system that has the capacity to hold huge belongings for various debased stored images. Usually, it is separated into main kinds which are presented below:

- A. The global threshold method calculates an optimal TH for the overall picture, as methods required for some computations & can process finely in easy situations. In given systems are frequently not appropriate for degraded DIB due to apparent sample which divides FG & BG text.
- B. The local binarization techniques fix various TH for various objective pixels is on the basis of their neighborhood/local data. Usually, the provided methods are sensitive to BG noises because of maximum variance in the condition of reduced clarity document or bleed via degradation.
- C. Hybrid binarization approaches merge global & local TH. A 1st level is created of the transporting global TH to categorize section of BG of DIB & maintain just section which has FG. A 2nd level intends to purify picture acquire via earlier level in sort to have sharper outcome via valid the adaptive TH method.
- D. The Dynamic Threshold Binarization describes the description of the pixel, which is its own, pixel coordinate and pixel-grade level values. Such a type of binaryization method is usually used for images of low quality images, especially the solo peak histogram. However, due to the calculation of dynamic development, this process has a higher calculation of complexity and faster speed. The usual benignization process is easily shown in the following table. Inside the list, the dynamic threshold binorization method is a "medium" evaluation of the complexity of the computation. Therefore, here the substantial need for improving the algorithm of dynamic-threshold-binarization. [3]

IV. BINARIZATION METHODS

Here, categorizes some of the significant local & global binarization approaches which are now utilized for the binarization.

We choose the methods which are given below for the global binarization:

- 1) The Fixed Thresholding Method (FTM).
- 2) Otsu Method (OM).
- 3) Kittler Method (KM).

We select methods which are given below for the local binarization:

- 1) Niblack Method (NM).
- 2) Adaptive Method (AM).
- 3) Sauvola Method (SM).
- 4) Bernsen Method (BM).

A. Global Methods (GM)

1) **FTM**: The edge esteem is utilized to dole out 0's and 1's for all pixel positions in a given picture in a fixed edge binarization strategy. For the fixed binarization strategy, the essential thought is characterized beneath.

$$G(x,y)=\begin{cases} 1 & \text{if } f(x,y) \geq T_{\text{the}} \\ 0 & \text{otherwise} \end{cases}$$

T shows the value of the global threshold. For the several threshold values in the fixed binarization methods.

2) **Otsu Binarization Method(OBM)**: In image processing (IP), Otsu's specific process utilizes the automatic binaryzation level decision based on the histogram shape. The thresholding process of Otsu's includes recursive by all the potential threshold values (TV) & calculating the spread measure of each side of the threshold for the pixel levels, that is pixels which come in either foreground/background. The objective is to discover TV wherever the summation of the foreground as well as the background is at its lowest level.

3) **Kilter and Illingworth Method**: To discover the threshold value, the kilter way is utilized for Gaussian distribution. In the Method of kilter t shows the threshold which is utilized to split the image into the 2 portions of the background & foreground, both portions divided into Gaussian distribution, $p_B(t)$ & $p_f(t)$, $p_{mix}(t)$ the mixture of these 2 Gaussian distribution.

$$p_{mix}(t) = ap_B(t) + (1 - a)p_f(t)$$

Here is determined through the background & foreground parts in the image.

B. Local Methods (LM)

1) **Adaptive Binarization Method (ABM)**: Utilizing adaptive binarization for local binarization Here, the window of the NxN squares slides to the entire picture and the edge esteem is determined for each nearby field beneath the window of binarization. The versatile way gives an increasingly right result in contrast with worldwide binarization in these conditions, wherever picture affected from awful shading, obscuring, low goals and non-uniform brilliance. In various binaries, any upgrade like calculating local area TV for example, Niblack, Sauvola, etc.

2) **Niblack Method (NBM)**: At NBM TH value (THV) for local region beneath the window is estimated pixel-wise. The estimated of THV is considered ahead local mean & standard deviation (SD) of window region. THV is searching utilizing subsequent equation.

$$T_{Niblack} = m + k * s$$

$$T_{Niblack} = m + k \sqrt{\frac{1}{NP} \sum (p_i - m)^2}$$

Local area pixels of the image & s are m, which is SD of the local pixel area. The value of k has been determined as -0.2.

3) **Sauvola Method (SM)**: SM is a customized method of NBM. which provides more presentation than NB beneath like circumstances as a slight variation on DIB, light texture, etc. In SM, binarization is presented as given below:

$$T_{sauvola} = m * \left(1 - k * \left(1 - \frac{S}{R} \right) \right)$$

Where m means the pixels under the window area, which means that the difference and value of the S parameter is a dynamic range of 0-1.

[10] According to SM, SM is more than NBM, while gray images will be handed over to black n white pictures. The author k = 0.5 and R = 128 both.

4) **Bernsen method (BM)**: Local benchmark processes that detect THV through image pixels are BM. The calculation of THV is as follows:

$$T_{Bernsen} = \frac{(N_{low} + N_{high})}{2}$$

Where N_{low} and N_{high} are the grey level values of the window. [4]

V. LITERATURE SURVEY

Usama W. A. Mousa, et al. (2018) This paper presents a multistage binarization technique for the degraded document images. The proposed technique can deal with many types of the degradations, where we propose edge detection methods to find the edges of the objects in the image even if this image suffers from inhomogeneities. Then, to find the rest of the objects contents, we propose a combination of Niblack's method, integral image, and a machine learning technique, where Markov random field is applied in an energy minimization framework using graph cut.[5]

Ranjit Ghoshal, et al (2018) In this work a novel approach to natural scene text image binarization by tracking the text boundary based on edge and gray level variance information. Further, broken boundaries are linked to construct the complete boundary map. Here, an adaptive threshold is determined based on boundary edge information to binarize the image effectively. Compared to other well known binarization methods, our method has been proved more effective in cases where the natural scene images have low contrast, low resolution, non-uniform illumination and noise.[6]

Wei Xiong et.al. (2018). This examination joined strategy prompts high precision when connected to debased DIB and anticipated system outflanks distinctive best in class DIB techniques. This paper introduces an upgraded DIB strategy which has usage of foundation estimation and vitality minimization. It represents an upgraded DIB framework, which is strong against various kinds and dimensions of corruption. Given debased DIB, numerical morphology is first completed to repay report BG with a plate formed veil, whose measure is unflinching by means of stroke width change (SWT). [7]

Boris Shumilov et.al. (2018). In this research, a procedure is distinguished via the existence of the huge amount of distortions: washing out, gaps & low of objects integrity, the emergence of noise inhomogeneous region. A requirement of error eradication has a guide to the emergence of a huge quantity of binarization process. The choice of binarization process & investigate of optimum algorithm manipulate algorithms functional additional to picture investigation. It takes majority admired & modern binarization process regarding issues of recognition of pavement harm. [8]

Florian Westphal et.al. (2018). It also displays binarisation calculations based on all RBN. It utilized the capability of grid LSTM cells utilized to take over a multifaceted contribution to setup data on all the nicest conventions. We have also adopted methodology and zoning experience when using different effect sizes. Usage timing, we tried to calculate the importing criteria between the binaryization access. We introduce binaryisation and use for different options of attractive size, scale factor, tragedy etc. If the foundation utilizes a certain weight to the leading street leading to fault lines, we can not recognize any other objective recognition from the capacity of the handicapped disability, except for the unmatched signal fine drop by the finishing execution. [9]

Anupama Shetter et.al (2018). In this exploration, calculation edges & valleys of the unique finger impression picture are upgraded utilizing Thresholding & Binarization procedures. The algorithm upgrades at first by a procedure of TH and pursued by Binarization. The algorithm is less delicate to commotion because of which the improvement of the image happens at a quicker rate assessed to existing calculations. [10]

Naouel Ouafek and Mohamed-Khireddine Kholadi (2018). It has displayed an inventive binarization strategy for the chronicled debased archive. The procedure is made out of a few phases and depends on the use of a regulated artificial neuronal system ANN. We have exhibited the first adaptation of the thought in which, the pixel estimation of evaluated foundation picture, the assessed content picture and, the pixels estimation of the first picture is utilized as an element to prepare and test the neural system. [11]

Tan Chiang Wei et.al (2018). In this work, they use an ORII framework for different evidence of the printed messages in low quality images. OCR based on DNN And made use of original examples and standard English text character data. In investigational results, exhibits about anticipated DNN accomplished altogether better acknowledgment precision on low-quality content pictures and brought about an in general 21.5% decrease in mistake rate contrasted with existing OCRs. From the framework accomplished essentially better acknowledgment precision at a normal of 78% for low-quality content pictures and brought about in general 21.5% decrease in mistake rate as complexity to OCR. [12]

Nhat-Duc Hoang et.al (2018). In this exploration, advanced pictures require for split examination highlight diverse issues for picture examination framework, break discovery depending on standard Otsu framework can't convey attractive outcomes. As the development demonstrates uses the gear for development association bunch and arrangement builds in the errand of game plan protection. In structure pictures preparing model for distinguishing split insufficiency in the territory of development structures. The reconciliation of M2GLD and Otsu framework, after various shape examination calculations, can viably see break abandons in computerized pictures. What's more, the mix of advanced picture separating and handling strategies into the present model to upgrade the capacity of the model in identifying slim break objects is likewise worth exploring. In the present framework, dim force change framework named as Min-Max Gray dimension Discrimination (M2GLD), is anticipated to PP picture TH through Otsu framework. [13]

Fuxi Jia et.al. (2017). In this research, the system is effectual, robust & competent of managing machine-printed & handwritten pictures via different degradations to different adaptive approach, like BG removal, global TH assortment, stroke width estimation & voting formation. The 7 open DIB datasets present that this framework is precise and powerful assess with different customary and cutting edge DIB requests considered on various assessment measures. It demonstrates a novel and powerful neighborhood limit binarization technique dependent on SSP for DIB. [14]

QuangNhat Vo et.al (2017). A unique managed binarization process is anticipated that utilizes progressive Deep Supervised Network (DSN) arrangement is taught for the gauge of content pixels at various element levels. As larger amount includes, the system can recognize content pixels by means of BG commotions, as extreme corruptions that occur in archive pictures can be administered. The power of hierarchical formation assists projected system to further efficiently stores text strokes & gives outstanding visual superiority. [15]

Ekta Vats et.al (2017). In this research, the efficiency of the binarization method is empirically verified on DIB Competition (DIBCO) & Handwritten DIB Competition (H-DIBCO) datasets. A novel binarization method shows that efficiently segment FG text via heavily DIB. The ideas displayed in this are trying to accurately record the contents of the words, and the pre-prepared techniques are combined with existing cutting edge binaryization techniques. [16]

Wan Azani Mustafa et.al (2017). Latest binarization considered on local TH methods 'WAN' was shown. The algorithm is termed as 'WAN' behind the first name of the author. WAN is stimulated via Sauvola's binarization system & demonstrate its robustness & efficiency while estimate on less quality document pictures. Sauvola system fails to segment if contrast among FG & BG is small or if the text is in thin pen stroke text. The purpose of the WAN system is to recover the Sauvola system & accomplish superior binarization outcomes. [17]

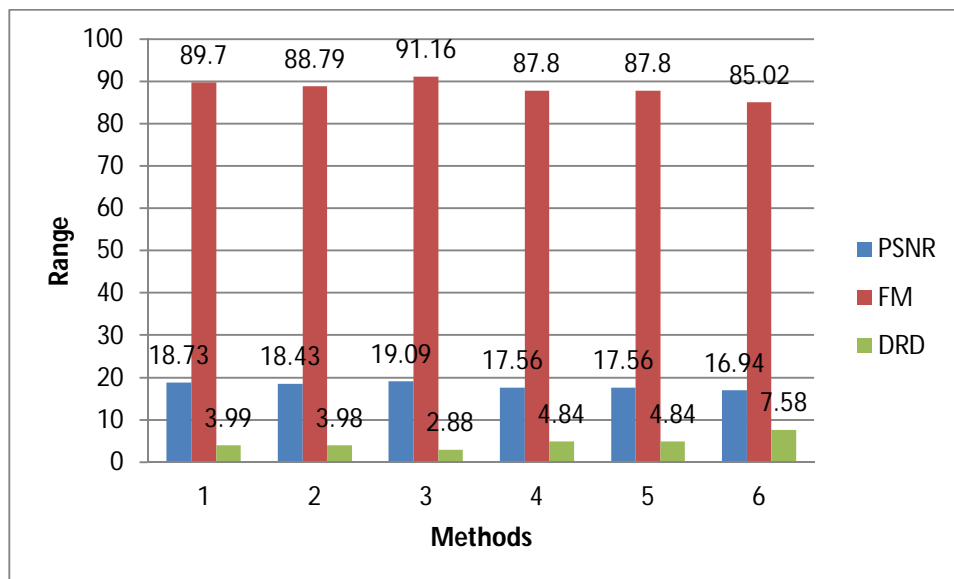
Preeti Kale et.al. [2015] Authors proposed that Global & local TH methods are combined and used to remove the variation of noise in picture global TH is functional to overall picture firstly. If still, the image has background noise the technique is reapplied to every region individually. To evaluate this approach, a degree improves the image's accuracy. [18]

Bolan Su et.al [2013] this procedure is anticipated to binarize content by means of shading picture with finished BG by breaking down character & noncharacter edges. Sliding window based framework is anticipated to perceive character edges by stifling the undesirable noncharacter edges. Trial results are exhibiting empowering introduction of the anticipated framework with assessing binarization algorithms. [19]

H Z Nafchi et.al. [2013] has achieved that PPP & post-handling stages essentially continue the introduction of binarization request, for the most part in the state of severely offended old documents. The specific post-preparation strategy is open entrance in the image stacked, similar to the sorted structures that are separated from the image. Two strong cover images that pass through the wrong positives in developing the Binataization strategies are a major part of this strategy. Principal with unusual revision is done through a film with a film. In parallel, the second wrap up under the hierarchy of the corresponding highlights. At one point, the navigations provide a solution for the two covers handling the yield of different harmonization approaches. [20]

Table 1: Show the overall review of the literature.

S.No.	Author	Method Used	Data Set	PSNR	FM	DRD
1	Wei Xiong et.al.	Laplacian energy Minimization.	H-DIBCO and DIBCO.	18.73	89.70	3.99
2	Florian Westphal et.al.	Recurrent neural network algorithm.	DIBCO and H-DIBCO.	18.43	88.79	3.98
3	Ekta Vats et.al.	Bayesian Optimization	DIBCO datasets	19.09	91.16	2.88
4	Sayali Shukla et.al.	Binarization Technique	H-DIBCO 2010 datasets	17.56	87.8	4.84
5	Bolan Su et.al.	Robust DIB Technique	DATASET OF DIBCO 2011	17.56	87.8	4.84
6	Ioannis Pratikakis et.al.	Binarization Contest	DIBCO 2013	16.94	85.02	7.58



Graph 1. Comparison between PSNR, FM, and DRD on the different method.

VI. CONCLUSION

This paper is paying attention to the degraded DIB method. DIB is a key purpose of IP. The major purpose is to estimate the shortcomings of algorithms for DIB. It is originated that every method has its have remuneration & restrictions; no method is finest for each situation. The major restrictions of current method are to search to be noisy & low-intensity pictures. In the upcoming time, it may suggest the latest algorithm that utilizes further consistent method to improve the process. It may suggest the latest algorithm that utilizes nonlinear improvement as PP method to recover outcomes supplementary. In our future, we will expand the eligibility assessment for the extracted record.

REFERENCES

- [1] Ms.Supriya Sunil Lokhande and Prof.N.A.Dawande, "A Survey on Document Image Binarization Techniques", International Conference on Computing Communication Control and Automation 2015.
- [2] JagroopKaur and Dr.Rajiv Mahajan, "A Review of Degraded Document Image Binarization Techniques", International Journal of Advanced Research in Computer and Communication Engineering Vol. 3, Issue 5, May 2014.
- [3] Prajakta. S. Jadhav, Preeti. P. Dapkekar, Shubhangi. M. Jadhav, Kartik. K. Kondalkar and Shabnam S. Shaikh, "A Review of Damaged Manuscripts Using Binarization Techniques", International Journal Of Engineering And Computer Science ISSN:2319-7242 Volume – 5 Issue -03 March, Page No. 16014-16017 2016.
- [4] Puneet and Naresh Kumar Garg, "Binarization Techniques used for Grey Scale Images", International Journal of Computer Applications (0975 – 8887) Volume 71– No.1, June 2013.
- [5] Usama W. A. Mousa, Hossam E. Abd El Munim, Mahmoud I. Khalil, "A Multistage Binarization Technique for the Degraded Document Images". 978-1-5386-5111-7/18/\$31.00 ©2018 IEEE
- [6] Ranjit Ghoshal, Ayan Banerjee, "An Improved Scene Text and Document Image Binarization Scheme". 4th Int'l Conf. on Recent Advances in Information Technology | RAIT-2018 | 978-1-5386-3039-6/18/\$31.00©2018 IEEE
- [7] Wei Xiong, Xiuhong JIA, Jingjing XU, Zijie XIONG, Min LIU, and Juan WANG, "Historical document image binarization using background estimation and energy minimization", 2018 24th International Conference on Pattern Recognition (ICPR) Beijing, China, August 20-24, 2018.
- [8] Boris Shumilov, YuliyaGerasimova, and Anton Makarov, "On Binarization of Images at the Pavement Defects Recognition", 978-1-5386-8122-0/18/\$31.00 ©2018 IEEE.
- [9] Florian Westphal, NiklasLavesson, and HakanGrahn, "Document Image Binarization Using Recurrent Neural Networks", 13th IAPR International Workshop on Document Analysis Systems, 978-1-5386-3346-5/18 \$31.00 © 2018 IEEE.
- [10] AnupamaShetter, Prajwalasimha S N, Swapna H, "Finger Print Image Enhancement using Thresholding and Binarization Techniques", Proceedings of the 2nd International Conference on Inventive Communication and Computational Technologies (ICICCT 2018), IEEE Xplore Compliant - Part Number: CFP18BAC-ART; ISBN:978-1-5386-1974-2, 2018.
- [11] NaouelOuafek and Mohamed-KhireddineKholadi, "A Binarization Method for Degraded Document Image using Artificial Neural Network and Interpolation Inpainting", 978-1-5386-4225-2/18/\$31.00 © 2018 IEEE.
- [12] Tan Chiang Wei, U. U. Sheikh, and b Al-HadiAbRahman, "Improved Optical Character Recognition with Deep Neural Network", 14th International Colloquium on Signal Processing & its Applications (CSPA 2018), Penang, Malaysia, 978-1-5386-0389-5/18/\$31.00 ©2018 IEEE.
- [13] Nhat-Duc Hoang, "Detection of Surface Crack in Building Structures Using Image Processing Technique with an Improved Otsu Method for Image Thresholding", Hindawi Advances in Civil Engineering Volume, Article ID 3924120, 10 pages, 2018.



- [14] FuxiJia, Cunzhao Shi, Kun He, Chunheng Wang, and Baihua Xiao, "Degraded document image binarization using structural symmetry of strokes", 0031-3203/© 2017 Elsevier Ltd. All rights reserved.
- [15] QuangNhat Vo, SooHyung Kim, HyungJeong Yang, and Gueesang Lee, "Binarization of Degraded Document Images based on Hierarchical Deep Supervised Network", doi: 10.1016/j.patcog.2017.08.025, 2017.
- [16] Ekta Vats, Anders Hast and Prashant Singh, "Automatic Document Image Binarization using Bayesian Optimization", HIP2017, November 10–11, 2017, Kyoto, Japan.
- [17] Wan Azani Mustafa, HanizaYazid, and MasturaJaafar, "An Improved Sauvola Approach on Document Images Binarization", ISSN: 2180 – 1843 e-ISSN: 2289-8131, Vol. 10 No. 2, Journal of Telecommunication, Electronic and Computer Engineering, 2017.
- [18] Preeti Kale, Dr. S. T. Gandhe , Prof. G. M. Phade and Prof. Pravin A. Dhulekar , Enhancement of old images and documents by Digital Image Processing Techniques, International Conference on Communication, Information and Computing Technology (ICCICT), 978-1-4799-5522- 0,PP 1-5, 2015 IEEE.
- [19] Bolan Su, Shijian Lu, and Chew Lim Tan," Robust Document Image Binarization Technique for Degraded Document Images" IEEE Transactions On Image Processing, Vol. 22, No. 4, April 2013.
- [20] Nafchi, HosseinZiaei, Reza FarrahiMoghaddam, and Mohamed Cheriet. "Application of Phase-Based Features and Denoising in Postprocessing and Binarization of Historical Document Images." Document Analysis and Recognition (ICDAR), 2013 12th International Conference on.IEEE, 2013.



10.22214/IJRASET



45.98



IMPACT FACTOR:
7.129



IMPACT FACTOR:
7.429



INTERNATIONAL JOURNAL FOR RESEARCH

IN APPLIED SCIENCE & ENGINEERING TECHNOLOGY

Call : 08813907089  (24*7 Support on Whatsapp)