



IJRASET

International Journal For Research in
Applied Science and Engineering Technology



INTERNATIONAL JOURNAL FOR RESEARCH

IN APPLIED SCIENCE & ENGINEERING TECHNOLOGY

Volume: 8 Issue: V Month of publication: May 2020

DOI: <http://doi.org/10.22214/ijraset.2020.5036>

www.ijraset.com

Call:  08813907089

E-mail ID: ijraset@gmail.com

Analysis and Design of Cable Stayed Bridge using STAAD-PRO

Akshay Sagale¹, Sandip Dongre²

¹P.G. Student, ²Assistant Professor, Department of Civil Engineering, G.H. Raisoni University, Amravati, Maharashtra, India

Abstract: *The remaining bridge is a very statically undefined structure, which takes place as a continuous beam that is supported elastic in the points of cable attachments. Except for the cases of very simple cable-stayed bridge, the computer is necessary to solve this type of structure. Computer programs are needed to generate impact schemes for the cable forces, the rigidity of the beam, bending moments and scissors, as well as towers and pier reactions. Programs are also needed to quickly solve a variety of parametric efforts and loads, which should be taken into account when achieving a fairly effective design. Probably the most important problems are the definition of the optimum section of the rigidity section, as well as the configuration and cable size. The present work deals with the analysis and design of cable stayed bridge. This is carried out in STAAD-PRO software, the results obtained are in terms of displacement, reactions, forces and stresses.*

Keywords: *Cable stayed Bridge, IRC loading, displacement and reactions*

I. INTRODUCTION

Overcoming the gap remains a symbol of triumph of humanity over nature. The longer and unattainable the abyss, the more it is ADTA for the structure of the bridge. The cable remained bridges, a synonym of flown over a large open space, so has always been regarded as a tribute to human achievement. The idea of using cables to maintain the bridge spans is not new, and a number of examples of this type of construction were recorded long ago. Sloping stay were first introduced in England and widely used there in the early 19th century. Cable-remaining bridges have become effective alternatives in case of large bridges.




Figure No.1: Russky Bridge, Vladivostok, Russia

Longitudinal cable behavior-The remaining bridge can be understood as the beam on discrete elastic poles and bending the beam will prevail. A number of methods can be used to analyze cable-the remaining bridges. There are many precise methods, such as the cross-matrix approach, as adopted by Tang, a mixed force displacement method, as is customary to Smith, and recently used finite element methods used to analyse the structure. These methods care about both material as well as geometric nonlinearity, because the cable-remained bridges exhibition of both types of linear behavior.

II. REVIEW OF LITERATURE

Kao and Kou (2010) analyzed the symmetric, fan-shaped cable remained the bridge under sudden loss of cable, as this is the most critical phenomenon in the analysis of the cable left the bridge.

Wolf and Starosek (2008) studied the behavior of the 3D cable-the remaining model of the bridge and found out that the initial failure (loss) of the three cables around the pylon could provoke a zipper type of collapse associated with large vertical deformation within the framework of the bridge deck.

Jenkins and Hersten (2001) reports to the FTA report that about 58% of the terrorist attacks targeted the transport sector, including bridge structures. Mamed (2007) analyzed the typical bridges of the highway under explosive load.

(Juan et al., 2011) studied significant damage and the collapse of several bridges that occurred as a result of major earthquake events in the past. Therefore, he recommends different guidelines for responding to seismic actions seen in the design of bridges. For example, the Xiaoyudong bridge in China was damaged during the May 12, 2008 venture earthquake with a magnitude of 8.0.

(Kawashima et al., 2011, Goshikuma, 2011) is studying a strong earthquake in Japan in Fukushima, which has created significant losses in several bridges, caused by strong movement of the Earth, as well as tsunami pouring and thinners of dynamic cable reaction the remaining bridges are more critical due to the effects of earthquakes and wind loads compared to other types of bridges. However, with increasing the length of the span and the increase in slenderness on the rigidity of the beam much attention is paid not only to the dynamic reaction of bridges under the earthquake and the load on the wind.

III. METHODOLOGY

The modeling of the cable stayed bridge is carried out in STAAD-PRO as follows.

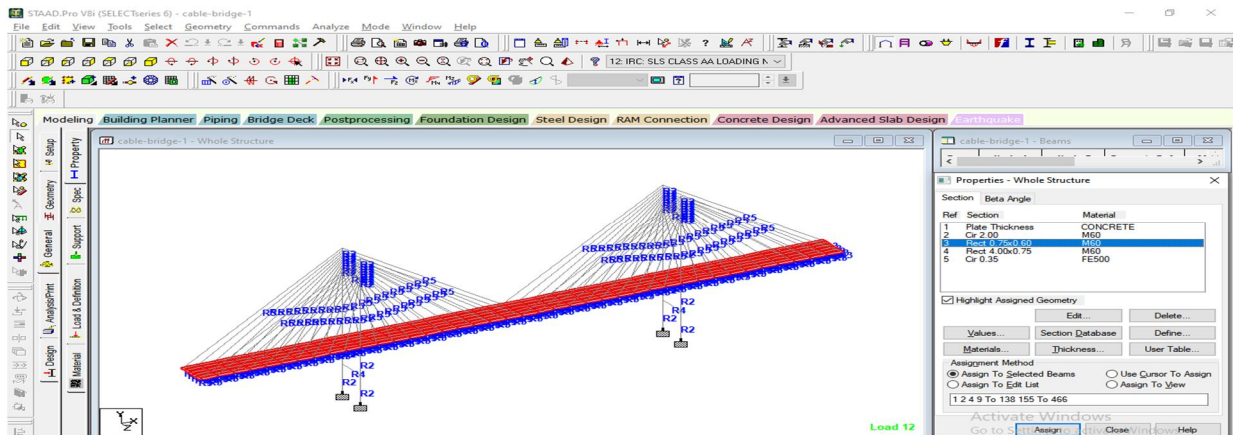


Figure No.2: Sectional properties of Cable stayed bridge

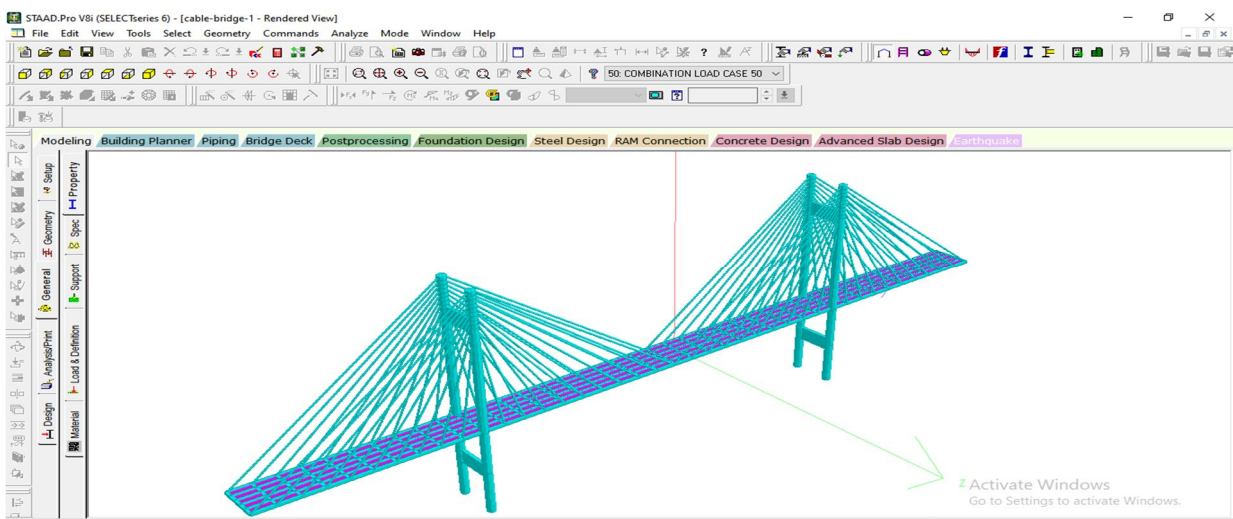


Figure 3: Modeling of cable stayed bridge

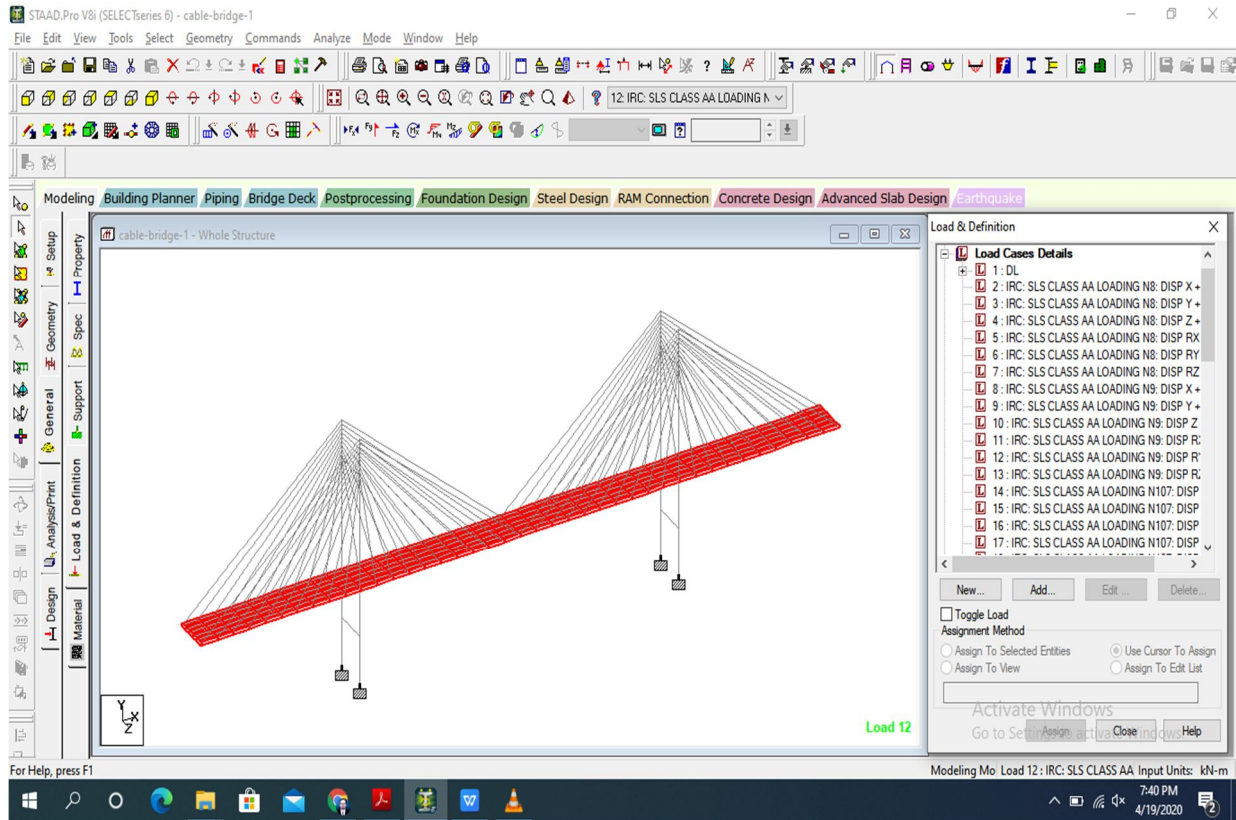


Figure 4: IRC loading applied on Bridge

IV. RESULTS

The results of cable stayed bridge is obtained in the STAAD-PRO software and they are presented as follows.

Table 1: Displacement of Cable Stayed Bridge

			Horizontal	Vertical	Horizontal	Resultant
	Node	L/C	X mm	Y mm	Z mm	mm
Max X		71 DL	34.886	-22.327	-0.276	41.42
Min X		61 DL	-34.886	-22.327	-0.276	41.42
Max Y		661 DL	0	14.862	0.028	14.862
Min Y		141 DL	6.592	-96.046	0.031	96.272
Max Z		1041 DL	-34.886	-22.327	0.276	41.42
Min Z		61 DL	-34.886	-22.327	-0.276	41.42
Max rX		671 DL	0	14.862	-0.028	14.862
Min rX		661 DL	0	14.862	0.028	14.862
Max rY		271 DL	-6.891	-80.368	-0.117	80.663
Min rY		261 DL	6.891	-80.368	-0.117	80.663
Max rZ		1161 DL	3.796	-29.042	0.034	29.289
Min rZ		1511 DL	-3.796	-29.042	0.034	29.289
Max Rst		141 DL	6.592	-96.046	0.031	96.272

Table 2: Reaction of Cable Stayed Bridge

	Node	Horizontal Fx kN	Vertical Fy kN	Horizontal Fz kN	Moment Mx kNm	My kNm	Mz kNm
Max Fx	9	91.215	30086.525	-2.948	-15.263	-1.193	-935.263
Min Fx	8	-91.215	30086.525	-2.948	-15.263	1.193	935.263
Max Fy	8	-91.215	30086.525	-2.948	-15.263	1.193	935.263
Min Fy	8	0	0	0	0	0	0
Max Fz	106	-91.215	30086.525	2.948	15.263	-1.193	935.263
Min Fz	8	-91.215	30086.525	-2.948	-15.263	1.193	935.263
Max Mx	106	-91.215	30086.525	2.948	15.263	-1.193	935.263
Min Mx	8	-91.215	30086.525	-2.948	-15.263	1.193	935.263
Max My	8	-91.215	30086.525	-2.948	-15.263	1.193	935.263
Min My	9	91.215	30086.525	-2.948	-15.263	-1.193	-935.263
Max Mz	8	-91.215	30086.525	-2.948	-15.263	1.193	935.263
Min Mz	9	91.215	30086.525	-2.948	-15.263	-1.193	-935.263

Table 3: Beam Forces of Cable Stayed Bridge

	Beam	Fx kN	Fy kN	Fz kN	Mx kNm	My kNm	Mz kNm
Max Fx	143	30086.525	91.215	2.948	1.193	15.263	-935.263
Min Fx	500	-1564.983	249.443	0	0	0	0
Max Fy	52	-67.895	852.08	-2.037	50.168	1.91	1482.286
Min Fy	339	-67.895	-852.081	2.037	-50.168	1.91	1482.287
Max Fz	7	26780.604	91.215	199.377	1.817	-1670.462	1345.11
Min Fz	141	26780.602	91.215	-199.377	-1.817	1670.462	1345.11
Max Mx	47	1009.006	170.344	0.232	132.122	-1.337	181.575
Min Mx	46	1009.006	170.344	-0.232	-132.122	1.337	181.575
Max My	141	26780.602	91.215	-199.377	-1.817	1670.462	1345.11
Min My	7	26780.604	91.215	199.377	1.817	-1670.462	1345.11
Max Mz	339	-67.895	-852.081	2.037	-50.168	1.91	1482.287
Min Mz	8	26780.604	-91.215	199.377	-1.817	-1670.462	-1345.11

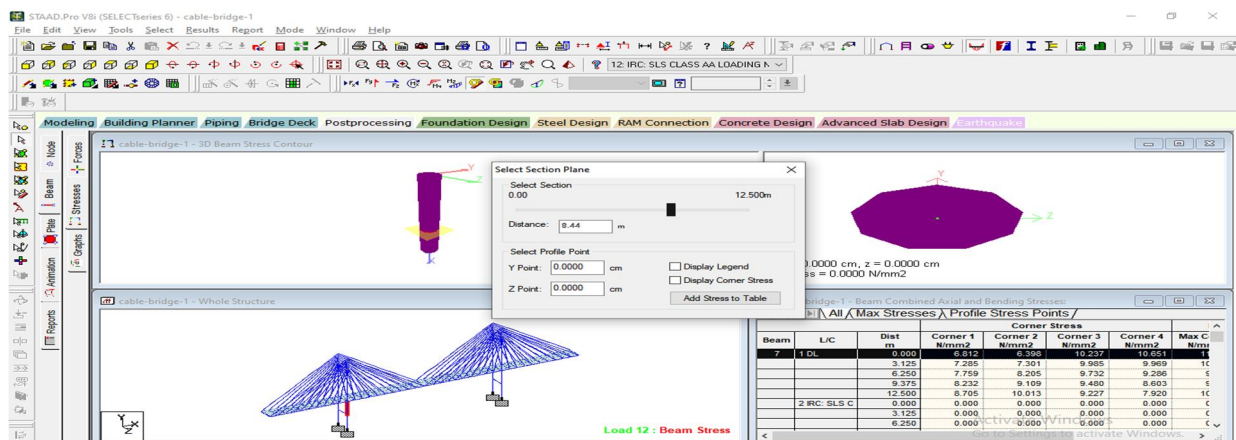


Figure 5: Stress Graph of element of Bridge

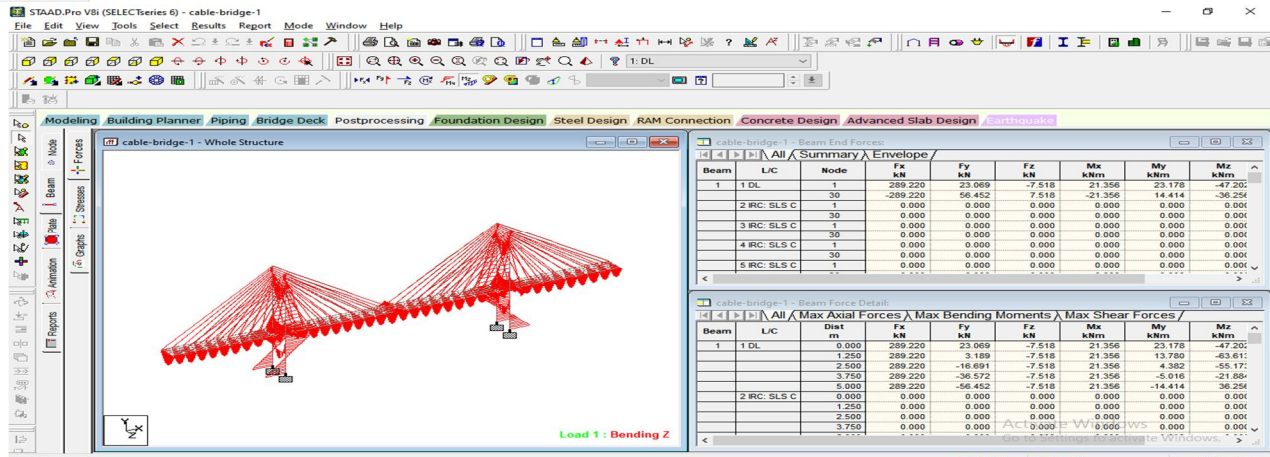


Figure 6: Bending Moment Diagram of Bridge

V. CONCLUSION

From the above study following conclusions are obtained :

- A. The cable stayed bridge analysis is possible in STAAD-PRO.
- B. The different element of Bridge is to be given the properties with due care.
- C. The forces and stresses on the bridges are obtained.
- D. The IRC loading is applied on the bridge and the displacement is within the permissible limits

REFERENCES

- [1] Gimsing N. J. (1997) Cable Supported Bridges Concept & Design, 2nd edn. Wiley, Chichester.
- [2] Podolny W., Jr. and Scalzi J. B. (1986) Construction and Design of Cable Stayed Bridges, 2nd edn. Wiley, New York, USA.
- [3] Troitsky M. S. (1988) Cable-stayed Bridges, 2nd edn. BSP, Oxford.
- [4] Walther R., Houriet B., Walmar I. and Moir'a P. (1988) Cable Stayed Bridges. Thomas Telford, London.
- [5] Fischer G. (1960) The Severin Bridge at Cologne (Germany). Acier-Stahl-Steel, No. 3, 97-107.
- [6] Leonhardt F. and Zellner W. (1980) Cable-stayed bridges. International Association for Bridge and Structural Engineering Surveys, S-13/80, in LABSE Periodica 2/1980.
- [7] Wenk H. The Strommund Bridge. (1954) Stahlbau, 23, No. 4, 73-76.
- [8] Gurajapu Naga Raju, J Sudha Mani. Analysis And Design Of Cable Stayed Bridge. International Journal For Technological Research In Engineering Volume 5, Issue 4, ISSN: 2347 – 4718, 2017
- [9] Elizabeth Davalos. Structural Behaviour of Cablestayed Bridges Submitted to the Department of Civil and Environmental Engineering on May 5, 2000 in partial fulfillment of the requirements for the degree of Master of Engineering in Civil and Environmental Engineering.
- [10] Lin W & Yoda T, Text Book on Cable-Stayed Bridges. Bridge Engineering, 175-194, 2017
- [11] Krishna Raju N, 'Design Of Bridges', Oxford & IBH publishing co. pvt. Ltd., ISBN 81-204-0344-4
- [12] Umang A. Koyani, Kaushik C. Koradia, 'Parametric Study Of Cable Stayed Bridge' Journal of Emerging Technologies and Innovative Research (JETIR) , ISSN-2349-5162
- [13] T. P. Agrawal, 'Cable Stayed Bridges-Parametric Study', Journal Of bridge Engineering, ASCE, ISSN 1084-0702/97/0002-0061
- [14] D.J. Farquhar Mott Macdonald Cable Stayed Bridges.
- [15] P. Dayaratnam, Advanced design of steel structures.
- [16] S.Ramamrutham & R. Narayan, Dhanapat rai Publications, Theory of structure.
- [17] M. Hassan. Optimum Design of Cable-Stayed Bridges. PhD thesis, The University of Western Ontario, 2010.
- [18] John. Wilson and Wayne Gravelle. Modelling of A Cable-Stayed Bridge For Dynamic Analysis. Journal of Earthquake Engineering and Structural Dynamics, 20:707-771, 1991.
- [19] M.M. Hassan, A. A. El Damatty, and Nassef. Determination of Optimum Post- Tensioning Cable Forces for Cable-stayed Bridges.
- [20] Calvi G.M., Moratti M., Villani A, Pietra D., Pinho R. 2011. Progettazione sismica di un ponte strallato digrande luce: il South Crossing Bridge in Guayaquil, Ecuador , Progettazione sismica, 1, 45-85.
- [21] CEN (2005) - EN 1991 - Eurocode 1 - Actions on structures - Part 2: Traffic loads on bridges, European Committee for Standardization, Brussels.
- [22] Combault J., Pecker A., Teyssandier J.P., Tourtois J.M. 2005. Rion-Antirion Bridge, Greece-Concept, Design, and Construction, Structural Engineering International, 22-27.
- [23] CPC, 1961. Fascicule No. 61, titre II: Cahier des prescription communes applicables aux marches des travaux publics, relevant des services de l'equipement.



10.22214/IJRASET



45.98



IMPACT FACTOR:
7.129



IMPACT FACTOR:
7.429



INTERNATIONAL JOURNAL FOR RESEARCH

IN APPLIED SCIENCE & ENGINEERING TECHNOLOGY

Call : 08813907089  (24*7 Support on Whatsapp)