



IJRASET

International Journal For Research in
Applied Science and Engineering Technology



INTERNATIONAL JOURNAL FOR RESEARCH

IN APPLIED SCIENCE & ENGINEERING TECHNOLOGY

Volume: 8 Issue: V Month of publication: May 2020

DOI: <http://doi.org/10.22214/ijraset.2020.5142>

www.ijraset.com

Call:  08813907089

E-mail ID: ijraset@gmail.com

Hidden Secrets Behind the Images

K. Surekha¹, J. S. S. Sekhar², V. Devi Prasanna³, P. Srividya⁴, S. S. S. S. Anusha⁵, V. Manogna⁶

¹Associate Professor, ^{2,3,4,5,6}Student, Computer Science Engineering, V.S.M. College of Engineering, Ramachandrapuram, A.P, India

Abstract: Encryption of information on images gives a sheltered and secure transmission of information between the sending and getting party. The information/content which the sender needs to transmit is chosen first and afterward a image is looked over the present cell phone. The picked content is then encoded in the image with the end goal that the information isn't noticeable to any outsider. After encryption is played out, the image is sent to getting party and the beneficiary unscrambles the information utilizing the key given by the sender this application.

Index Terms: Encryption, Decryption, Steganography, Cryptography, AES, LSB

I. INTRODUCTION

The Web is a development innovation that has gotten one of the most significant occasions in current world history. It contains gigantic measures of data in various fields. Individuals who have a PC can get data that identified with their fields with no trouble. Thus, every client who has a web association can peruse modern news on the Web, watch motion images, get books, contact colleges, buy merchandise, and so on . Computerized media is information that can disseminate effectively over the Web, making numerous duplicates of this information, breaking the protected innovation (IP) rights by approved clients like never before. Therefore, proprietors of those information are thinking for new advances that guarantee to ensure their privileges. Because of the quick development of programming on the Web in the previous two decades, there has been expanding enthusiasm for methods for concealing data in other data. Numerous strategies are accessible to keep unapproved clients from replicating data without proprietor authorization. Two of these procedures are cryptography and steganography. Cryptography is a standard or convention among transmitter and beneficiary utilizing some encryption keys to see one another. Those encryption keys can be private (the client can make one) or open. Unapproved clients can see the coded data without comprehension or having the option to peruse it. The subsequent technique is steganography, which is implanted data which doesn't appear to clients.

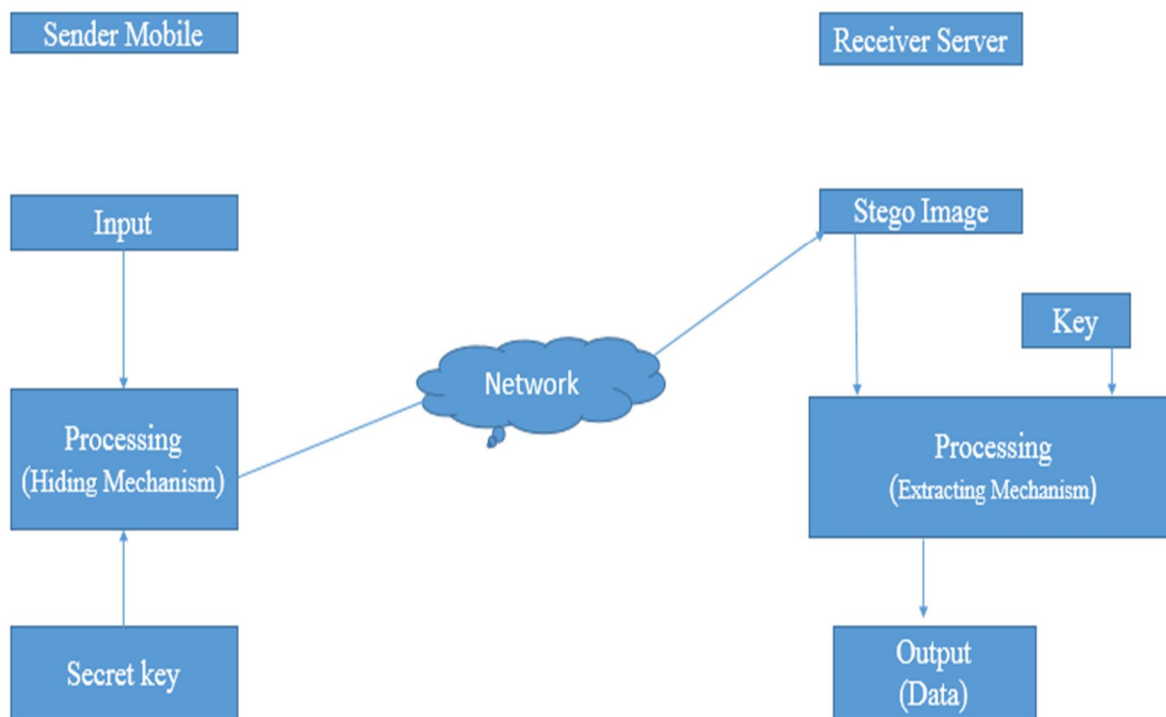


Fig1: System Architecture

II. LITERATURE REVIEW

Bin li, Junhui he et. Al talks about the primary parts of data covering up are steganography and steganalysis. Steganography is the specialty of concealing mystery or delicate data into advanced media like images in order to have secure correspondence. Steganalysis is the specialty of recognizing the nearness of steganography. This paper talks about the major ideas of steganography, the advancement of strategies for steganography for images in spatial portrayal. The rundown of techniques for steganography is talked about.

Security of information has become chief concern now. Satwinder and Varinder Kaur proposes a double security model for concealing delicate data with the assistance of lsb based steganography and aes encryption method. The proposed model is to shroud the touchy data behind some spread image utilizing lsb based steganography and afterward scramble the image utilizing aes calculation.

Kanika Anand and Er.Rekha Sharma thinks about the LSB and MSB based steganography with each other as indicated by the MSE (mean square blunder) and PSNR (pinnacle sign to commotion proportion) values. LSB works by supplanting the least noteworthy bit of the pixel estimation of the spread image (in the greater part of the cases eighth bit is supplanted). In MSB most huge bit of the pixel esteem is changed in the spread image. Methods are talked about in detail in this paper. In this paper the outcomes show that LSB based steganography is better than MSB put together steganography with respect to the premise of MSE and PSNR values.

MR. Vikas Tyagi, MR. Atul kumar examines the LSB based steganography and another encryption calculation. The proposed model is to initially change over the information into encoded structure utilizing the proposed encryption calculation and afterward fix the information in the spread image utilizing LSB based steganography. Steganography should likewise be possible with content, video, sound and convention steganography.

Douglas selent talks about the nitty gritty idea of AES in this paper. AES is a standard utilized for encryption of information. AES is a symmetric-key calculation which implies that equivalent key is utilized for both decoding and encryption of information. AES is square figure which uses square sizes of 128, 168, 192, 224 and 256 bits. The paper additionally examines about declaring of AES and a few downsides of triple DES (3DES) and DES. AES utilizes restrictive – or activity and replacement and change tasks, lines and segment moving.

Today cryptography assumes a significant job in security of the data frameworks. Ritu Pahal in this paper productively actualizes AES. AES is actualized for 200 bit utilizing 5*5 state grid and AES 128 bit is likewise executed for 200 bit utilizing 5*5 state lattice. The proposed work is then contrasted and the 128, 192, 256 bit AES. Just the blend segment change is changed in this procedure. The outcomes show that the proposed calculation is half slower from aes-128, 40% from aes-192, and 25% from aes-256.

III. LSB BASED STEGANOGRAPHY

LSB works by supplanting the least noteworthy bit of the Pixel estimation of the spread image (in the vast majority of the cases eighth bit is supplanted).

Model: Consider a 3-pixel lattice in a 24-bit image

00110011 01100011 01101111

01101110 01101100 00110100

01101101 01100101 01101011

Assume we need to conceal a character 'y' in the image.

The ASCII code of 'y' is 121 whose twofold worth is 01111001.

Presently pixels subsequent to inserting the message in the image are as indicated

00110010 01100011 01101111

01101111 01101101 00110100

01101100 01100101 01101011

8 bits were to be inserted in the image anyway just 4 bits were changed. Along these lines on a normal just 50% of the bits are changed in the implanting procedure.

In LSB process we use BMP (bitmap) images since they are lossless pressure images. In lossless pressure size of document is diminished yet it doesn't influence the nature of record. The first information in the document is reestablished when the record is uncompressed.

The pseudo code for LSB is given by:

1) *Implanting The Content Inside The Image*

- a) Compute the Pixels of the image.
- b) Make a circle through the pixels.
- c) In each pass get the red, green and blue estimation of pixels.
- d) Make the LSB of each RGB pixel to zero.
- e) Persuade the character to be covered up in double structure and conceal the 8-bit twofold code in the LSB of pixels.
- f) Rehash the procedure until all the characters of the image are covered up inside the image.

2) *Separating The Insert Message From The Image*

- a) Ascertain the pixels of the image.
- b) Circle through the pixels of the Image until one locate the 8 back to back zero.
- c) Pick LSB from every pixel component and afterward convert it into the character.

In LSB when we flip the estimation of the LSB the worth is just influenced by 1.

A. *Correlation with MSB (Most significant Bit)*

In MSB most noteworthy bit of the pixel esteem is changed in the spread image. In this way the adjustment In MSB is $1*2^7$ for example the worth is influenced by 128 which is a noteworthy impact on the image.

IV. ADVANCED ENCRYPTION STANDARD

AES was acquainted with supplant DES in business applications. Propelled Encryption Standard was reported by National Foundation of Norms and Innovation (NIST) on November 26, 2001. AES is a symmetric-key calculation which implies that equivalent key is utilized for both decoding and encryption of information.

AES is likewise called RIJNDAEL which was named after the name of its designers John Daemen and Vincent Rijmen. AES is square figure which uses square sizes of 128, 168, 192, 224 and 256 bits. The key sizes utilized in AES are 128,192 and 256 bits. There are a few contrasts among AES and DES. DES utilizes a feistel structure in which the square is separated into equal parts before it experiences the means of encryption though in DES , each round comprise of a progression of capacities which are byte replacement, change, math administrator over a limited field and X-OR activity with key. AES is quicker than 3DES and DES.

Not at all like DES the quantity of rounds in AES relies upon the length of the Key utilized and in this way the quantity of rounds are variable. 10 rounds are utilized for 128 piece key, 12 rounds for 192 piece key and 14 rounds for 256 piece key are utilized. Every one of the rounds utilizes an alternate 128 piece key which is determined from the first key.

R	Key size
10	128
12	192
14	256

Fig2: Connection between No. of Rounds (R) and Cipher Key Size.

The basic structure of AES is demonstrated as follows:

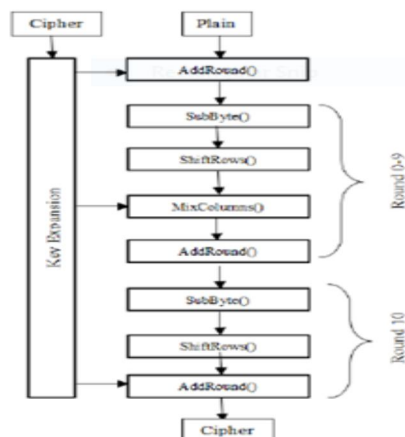


FIG3: Basic Structure of 128 bit AES algorithm

A. Encryption Procedure

As a matter of first importance, we take our information and duplicate the information into the 4x4 Network. This is called state network. In the underlying round every byte of the state lattice is X-OR with every byte of the comparing key for first round. Each round involve four sub forms:-

- 1) *Sub Byte ()*: We put every byte into an S-Box (Substitution box) which maps the byte into an alternate byte. The outcome is a yield network with four rows and four columns.

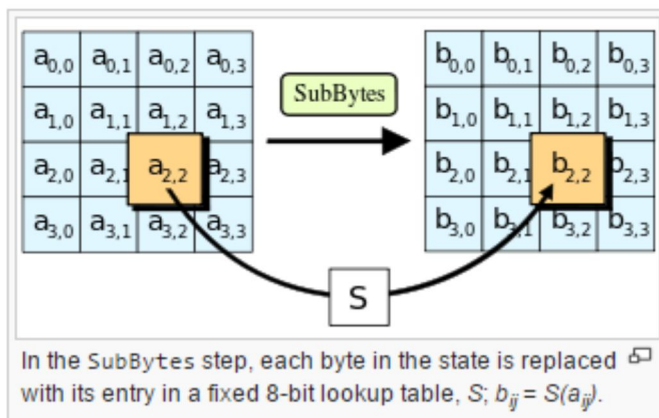


Fig4: Substitution round in AES.

- 2) *Shift Rows ()*: In this progression we move the rows to the left. First row isn't moved. Second, third and fourth line are moved by one byte, two byte and three byte separately. Lines are wrapped to the opposite side.

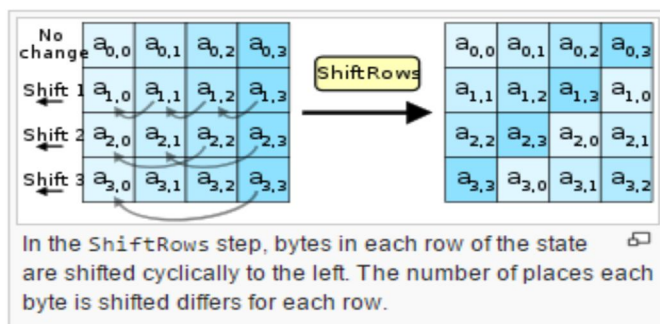


Fig5: Shift Rows round in AES

- 3) *Mix Columns ()*: Every segment of 4 bytes is changed utilizing the unique numerical capacity. The contribution to the capacity is the four bytes of one segment and output is the four new bytes which replaces the four input bytes.

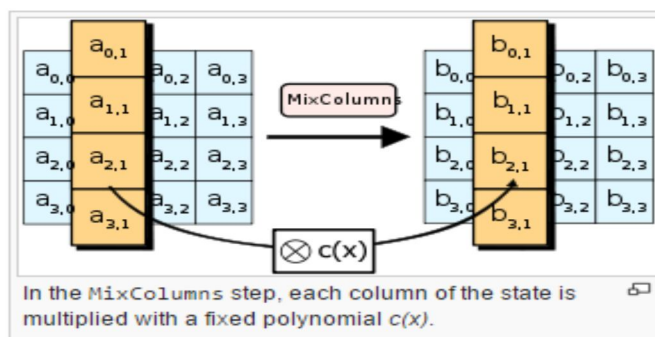


Fig6: Column Mixing Round in AES.

4) *Add Round key ()*: Toward the finish of each round, the following round key is applied with a X-OR. In the last round we avoid the Blend sections step since it hinders the procedure.

The procedure of decryption is the converse of encryption process.

Today AES is utilized on the grounds that DES was inalienably weak. 56-bit key is utilized in DES which implies there are 256 mix which is anything but difficult to split in the event of Animal Power assault. Options in contrast to DES like TripleDES (3DES) are accessible however 3DES is moderate.

PARAMETERS	AES	DES
Developed in Year	2000	1977
Cipher Type	Symmetric Block Cipher	Symmetric Block Cipher
Possible Keys Combination	$2^{128}, 2^{192}, 2^{256}$	2^{56}
Block Size	128,192 or 256 bit key	64 bit
Security	Secure	Not Secure, Lacking

V. FUTURE WORK

The proposed work in this paper utilizes a steganography strategy called image steganography. The information is installed into the stego image. The main reason for the task is to give security. The cover media assists with inserting the information. In future we can utilize various bearers and various keys for encryption and decoding of information which will give more noteworthy security. We can likewise install the sound in the transporter media.

VI. CONCLUSION

In this paper we introduced LSB based image Steganography. LSB based image Steganography is a decent technique for installing delicate data behind some spread media. LSB based steganography in mix with AES will give a decent security model to concealing information. AES is favored over DES because of its effortlessness and its speed.

VII. ACKNOWLEDGEMENTS

We are appreciative to our Division of Computer Science Engineering for their help and giving us a chance to survey on such an intriguing point. While perusing and looking about this point we found out about different significant and fascinating realities.

REFERENCES

- [1] Advanced Encryption Standard”, Douglas Selent, Rivier Academic Journal, Volume 6, Number 2, fall 2010.
- [2] Announcing The Advanced Encryption Standard (Aes) Federal Information Processing Standards Publication 197. US NIST. November 26, 2001. Retrieved October 2, 2012.
- [3] Bin Li, Junhui He, Jiwu Huang, Yun Qing Shi. A survey on Image steganography and steganalysis, Volume 2, Number 2, April 2011.
- [4] Efficient Implementation of AES”, Ritu Pahal, Vikas Kumar, Volume 3, Issue 7, July 2013 ISSN: 2277 128X IJARCSSE.
- [5] Kanika Anand, Er. Rekha Sharma, Comparison of LSB and MSB Based Image Steganography, Ijarssce, Volume 4, Issue 8, August 2014.
- [6] Mr . Vikas Tyagi, Mr. Atul kumar, Image Steganography Using Least Significant Bit With Cryptography, Journal of Global Research in Computer Science, Volume 3, No. 3, March 2012.
- [7] Satwinder Singh and Varinder Kaur Attri .Dual Layer Security of data using LSB Image Steganography Method and AES Encryption , ISSN: 2231-2307, Volume-2, Issue-3, July 2015.
- [8] Shahzad Alam, S M Zakariya, M Q Rafiq, “Analysis of Modified LSB Approaches of Hiding Information in Digital Images”, 2013 5th International Conference on Computational Intelligence and Communication Networks, @ 2013 IEEE.
- [9] A. Joseph Raphael, Dr. V. Sundaram, “Cryptography and Steganography–A Survey”, Int. J. Comp. Tech. Appl., Vol 2 (3), 626-630.
- [10] A. J. Altaay et al, “An Introduction to Image Steganography Techniques,” International Conference on Advanced Computer Science Applications and Technologies, PP. 122 - 126, 2012.
- [11] Marvel, L. M., Retter, C. T., & Boncelet, C. G., Jr. (1998, 4-7 Oct 1998). Hiding information in images. Paper presented at the Image Processing, 1998. ICIP 98. Proceedings. 1998 International Conference on.
- [12] McBride, B. T., Peterson, G. L., & Gustafson, S. C. (2005). A new blind method for detecting novel steganography. Digital Investigation, 2(1), 50-70. doi: 10.1016/j.diin.2005.01.003
- [13] Neeta, D., Snehal, K., & Jacobs, D. (2007, 6-6 Dec. 2006). Implementation of LSB Steganography and Its Evaluation for Various Bits. Paper presented at the Digital Information Management, 2006 1st International Conference on.
- [14] Amritpal Singh, “An Improved LSB based Image Steganography Technique for RGB Images”, Electrical, Computer and Communication Technologies (ICECCT), 2015 IEEE International Conference on. IEEE, 2015., pp 1-4
- [15] Bashardoost M, Sulong G B and Gerami P 2013 Enhanced LSB image steganography method by using knight tour algorithm, vigenere encryption and LZWC Compression. Int. J. Comput. Sci. Iss. (IJCSI) 10(2) 1: 221–227
- [16] Karthikeyan B, Ramakrishnan S, Vaithiyanathan V, Sruti S, Gomathymeenakshi M, “An improved steganographic technique using LSB replacement on a scanned path image”, International Journal of Network Security, Volume 16, Issue 1, January 2014, Pages 14-18.



10.22214/IJRASET



45.98



IMPACT FACTOR:
7.129



IMPACT FACTOR:
7.429



INTERNATIONAL JOURNAL FOR RESEARCH

IN APPLIED SCIENCE & ENGINEERING TECHNOLOGY

Call : 08813907089  (24*7 Support on Whatsapp)