



IJRASET

International Journal For Research in
Applied Science and Engineering Technology



INTERNATIONAL JOURNAL FOR RESEARCH

IN APPLIED SCIENCE & ENGINEERING TECHNOLOGY

Volume: 8 Issue: V Month of publication: May 2020

DOI: <http://doi.org/10.22214/ijraset.2020.5241>

www.ijraset.com

Call:  08813907089

E-mail ID: ijraset@gmail.com

Multimodal Biometrics using Feature Level and Score Level Fusion Gabor Matching

Mrs. Kalaiarasi. S¹, Mr Jayesh Ravindra Patil², Mr Nilesh Dutta³, Mr Rishik Kalita⁴

^{1, 2, 3, 4}Department of Computer Science and Engineering, SRM Institute of Science and Technology

Abstract: *Multi-biometrics gains a major ground for the subject of biometrics. Multi-biometrics as a rule acquires a higher precision and unwavering quality than single biometrics. Multi-biometrics relies upon a combination technique to accomplish this. The element level and coordinating score level combination appear to be two generally utilized and compelling combination procedures. We propose to join a component level and coordinating score level combination techniques to perform individual confirmation. Details based unique finger impression coordinating techniques endure trouble in consequently extricating all particulars focuses because of inability to distinguish the total edge structures of a finger impression, just as portraying all the neighborhood edge structures as details focuses. These make coordinating a troublesome procedure for instance, the situation where two fingerprints have various quantities of uncaptured details focuses and consequently contrarily influencing acknowledgment execution, coordinating velocity and memory utilization. Gabor channel based coordinating techniques can catch both the nearby and worldwide subtleties of a unique mark which qualifies them to be a potential option because of their rich highlights. This paper presents a Joined Component Level and Score Level Combination Gabor channel based methodology; the first of the sort to execute a check various enlistment based unique mark acknowledgment framework..*

Keywords: *Biomteric Graph Matching, Dorsal Hand Vein, Deep Hashing Network*

I. INTRODUCTION

AI is the most well known method of anticipating the future or arranging data to help individuals in settling on essential choices. AI calculations are prepared over occasions or models through which they gain from past encounters and also analyze the authentic information. Along these lines, as it prepares over the models, over and over, it can recognize designs so as to make expectations about what's to come. Information is the center spine of AI calculations. With the assistance of the authentic information, we can make more information via preparing these AI calculations. For instance, Generative Antagonistic Systems are a propelled idea of AI that gains from the authentic pictures through which they are equipped for creating more pictures. This is likewise applied towards discourse and content blend. Thusly, AI has opened up an immense potential for information science applications. AI joins software engineering, science, and insights.

Insights is fundamental for drawing derivations from the information. Arithmetic is valuable for creating AI models lastly, software engineering is utilized for actualizing calculations. The current framework works with profound hashing system .DHN or profound hashing system is a start to finish trainable system that gives a paired code as a yield and brings a picture as its information. The current framework is utilized for examining the biometrics utilizing the codes of biometric pictures from the hands. The current framework, DHN indicated its incredible potential in palmprint acknowledgment.

Notwithstanding palmprint acknowledgment, DHN is likewise utilized for DHV acknowledgment and PHD acknowledgment, separately.

The focal point of executing DHN is to choose the CNN structure and misfortune work sensibly. The design of DHN is a notable stunt that systems prepared by enormous datasets are additionally appropriate for testing on different datasets. Biometric chart coordinating calculation is utilized to perceive the pictures with work structure utilizing the worldwide component, which has been effectively utilized for retina confirmation and DHV acknowledgment. BGM is utilized as an old style technique for DHV acknowledgment and requires the accompanying advances: ROI extraction, vein skeleton extraction, include map enlistment and coordinating. For separating versatile ROI, the most extreme recorded circle technique was received. The most extreme shape point calculation has better impact on division of vessels, which is advantageous for vein skeleton extraction. In the wake of acquiring the sectioned picture of DHV, vein skeleton guide can be accomplished by removing the convergence focuses and endpoints of the fragmented picture. Deep hashing network , also commonly known as DHN is a deep learning technique implemented for decoding images and providing a required form of implemented output.

II. EXISTING SYSTEM

Deep hashing network, also commonly known as DHN is a deep learning technique implemented for decoding images and providing a required form of implemented output. In our existing system i.e the existing paper defines the entire working environment dependent on the deep learning method of DHN. Deep hashing network uses an image as its input and produces a subordinate binary code as its output. This binary code can be processed in a numerous ways for fetching the desired implemented output. Biometrics are regarded as one of the most relevant method of validating security checks. The existing system focuses on scanning the biometrics mainly the fingerprint. The image of the fingerprint is captured and thereafter processed with the deep learning algorithms. The mesh structured images are recognized by the biometric graph matching algorithm by the use of global feature. This has been successfully implemented for DHV recognition as well as retina verification. The existing system works with the following steps: (1) ROI(region of interest) extraction (2) skeletal vein extraction (3) feature map extraction (4) vein skeletal extraction (5) feature map registration and matching. There were numerous issues in the existing system: Time multifaceted nature is higher. There are numerous drawbacks with the existing system. These drawbacks included many issues. Some of the highlighted issues are: (1) Time multifaceted nature is higher (2) Huge computational expense (3) Slower over fitting (4) Higher complexity. The current framework works with profound hashing system. DHN or profound hashing system is a start to finish trainable system that gives a paired code as a yield and brings a picture as its information. The current framework is utilized for examining the biometrics utilizing the codes of biometric pictures from the hands. The current framework, DHN indicated its incredible potential in palmprint acknowledgment. Notwithstanding palmprint acknowledgment, DHN is likewise utilized for DHV acknowledgment and PHD acknowledgment, separately. The focal point of executing DHN is to choose the CNN structure and misfortune work sensibly. The design of DHN is a notable stunt that systems prepared by enormous datasets are additionally appropriate for testing on different datasets. Biometric chart coordinating calculation is utilized to perceive the pictures with work structure utilizing the worldwide component, which has been effectively utilized for retina confirmation and DHV acknowledgment. BGM is utilized as an old style technique for DHV acknowledgment and requires the accompanying advances: ROI extraction, vein skeleton extraction, include map enlistment and coordinating. For separating versatile ROI, the most extreme recorded circle technique was received. The most extreme shape point calculation has better impact on division of vessels, which is advantageous for vein skeleton extraction. In the wake of acquiring the sectioned picture of DHV, vein skeleton guide can be accomplished by removing the convergence focuses and endpoints of the fragmented picture

III. PROPOSED SYSTEM

The proposed system for the multimodal biometrics, uses the Gabor matching techniques inclusive of feature level and score level matchings. We will consider the fingerprint biometrics for implementation of the proposed system of multimodal biometrics. In the proposed system, spectral minute based matching is used. Once the fingerprint samples are captured, the matching method based on spectral minutiae extracts the image samples and stores them with unique identification names (ID). The extracted minutiae sets with the unique identification numbers are then transformed as a fixed length feature vector i.e spectral minutiae spectrum which is invariant to translation when being represented. Once the minutiae spectrum representation of the captured fingerprint is obtained, a matching method is implemented among the two images i.e the captured image and the minutiae spectrum represented image. For this matching method two algorithms are used. They are (1) Combined feature level Gabor filter based matching (2) Score level fusion Gabor filter based matching. In the proposed system, the feature vectors are normalized to zero mean and unit variance (to remove any noise originating from sensors as well as the grey level background which maybe generated because of the finger pressure differences), and then stored with unique identification names. A random feature level fusion of the feature vectors generated from the different fingerprints is performed. Two feature vectors are concatenated and feature selection done in preparation for final matching. It is at this stage after feature selection that multiple enrollment and single sample verification is done. Direct matching is done by calculating the Euclidean distance between the two newly fused feature vectors; originating from the two randomly fused fingerprint feature vectors. Based on this Euclidean distance (Ed) value obtained, a matching score is computed such that; the higher the Euclidean distance (Ed), the lower the matching score and vice versa. The proposed system is shown as a diagrammatic representation using blocks and arrows. The image has been provided below. It shows the details workflow of our proposed work for the multimodal biometrics using filter based Gabor matching. In case of palm print recognition, numerous available databases are used as a benchmark, such as PolyU multispectral database and IITD database are used. We will explain the details of the staged and processed being used in the proposed system within this section. We have implemented the following algorithms and techniques: (1) Deep hashing network (2) Biometric graph matching Gabor based filtering Deep hashing network, also commonly known as DHN is a deep learning technique implemented for decoding images and providing a required

form of implemented output. In our proposed system, deep hashing network defines the entire working environment dependent on the deep learning method of DHN. Deep hashing network uses an image as its input and produces a subordinate binary code as its output. This binary code can be processed in a numerous ways for fetching the desired implemented output. Biometrics are regarded as one of the most relevant method of validating security checks. The current system focuses on scanning the biometrics mainly the fingerprint. The image of the fingerprint is captured and thereafter processed with the deep learning algorithms. Biometric graph matching algorithm is used and scanned by the the global feature for recognizing the images with structure of meshes using, which has been successfully used for retina verification and DHV recognition. The existing system works with the following steps: (1) Minutiae spectrum extraction (2) Palm print database extraction (3) Dorsal hand vein database extraction (4) Palm print recognition (5) BGM based DHV recognition . A detailed image is shown below that explains the Deep hashing network implemented in our work. The image is a detailed view if the entire flow of data. Biometric graph matching is another algorithm used in our proposed work. Biometric graph matching algorithm is used to recognize the pictures found with structured mesh using the global feature. This feature is successful for retina verification as well as dorsal hand vein or DHV recognition. In our proposed work biometric graph matching is used as an efficient method for the dorsal hand vein or DHV recognition. For extracting the adaptive ROI, the maximum inscribed circle method is being used. We needed to extract out the segmentation of vessels , which is required for skeleton extraction of the DHV. Intersection and endpoints of the segmented image are used to obtain the segmented image of the dorsal hand vein. The biomterics graph matching algorithm is used for feature map registration and matching , leading to its final goal of finding the maximum common sub graph (MCS) , $mcs(ga, ga')$ from two feature graphs ga and ga' . MCS consists of two feature graphs that corresponds to common endpoints and edges. There are three featured of a BGM to chck for similiarity between two graphs. In image processing, a Gabor Filter is a linear filter applied generally to detect edges. A Gabor filter is a linear filter which responds , and is given by a harmonic function which is multiplied with a Gaussian function. The main motive of using Gabor filter is to soften the valleys and enhance the ridges. When a Gabor filter is applied to an image, it gives the highest response at points where texture changes and at edges. If a filter responds for a feature ,that means the filter has a distinguishing value on the spatial location of the feature. Gabor filter has a lot applications especially in the field of pattern recognition, image processing, and computer vision.

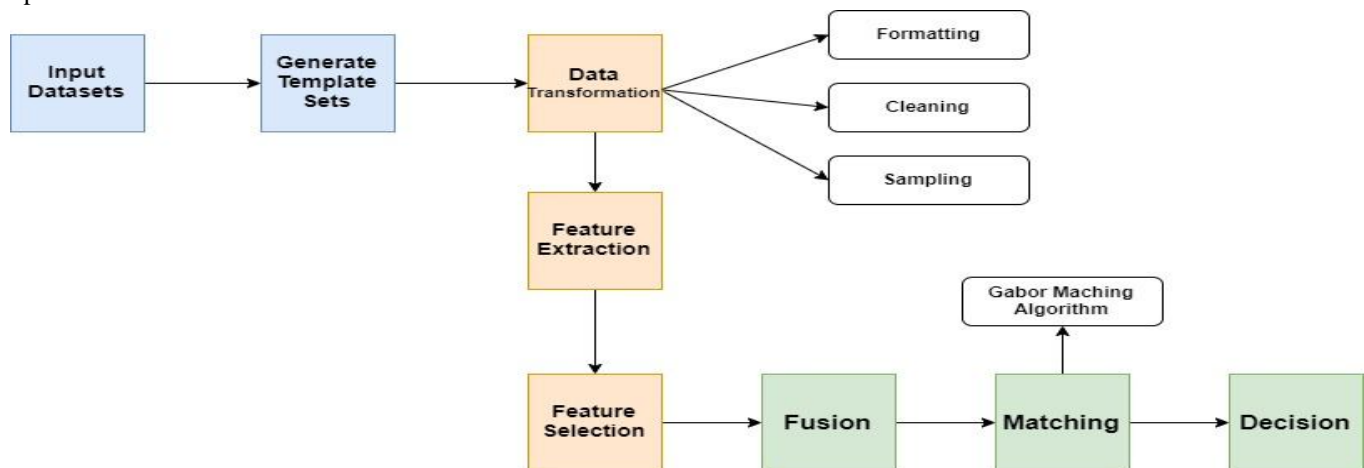


Figure 1 : Workflow of the proposed system

IV. GABOR BASED FILTER

In picture preparing, a Gabor channel, named after Dennis Gabor, is a straight channel utilized for surface examination, which implies that it fundamentally investigates whether there are a particular recurrence content in the picture in explicit bearings in a confined locale around the point or area of examination. Recurrence and direction portrayals of Gabor channels are asserted by numerous contemporary vision researchers to be like those of the human visual framework. They have been seen as especially proper for surface portrayal and segregation. In the spatial space, a 2D Gabor channel is a Gaussian portion work regulated by a sinusoidal plane wave. s motivation reaction is characterized by a sinusoidal wave (a plane wave for 2D Gabor channels) duplicated by a Gaussian function. In view of the augmentation convolution property (Convolution hypothesis), the Fourier change of a Gabor filter's drive reaction is the convolution of the Fourier change of the symphonious capacity (sinusoidal capacity) and the Fourier change of the Gaussian capacity. The channel has a genuine and a nonexistent segment speaking to symmetrical directions. The two segments might be shaped into an intricate number or utilized exclusively.

A. Complex

$$g(x, y; \lambda, \theta, \psi, \sigma, \gamma) = \exp\left(-\frac{x'^2 + \gamma^2 y'^2}{2\sigma^2}\right) \exp\left(i\left(2\pi\frac{x'}{\lambda} + \psi\right)\right)$$

Equation 1

B. Real

$$g(x, y; \lambda, \theta, \psi, \sigma, \gamma) = \exp\left(-\frac{x'^2 + \gamma^2 y'^2}{2\sigma^2}\right) \cos\left(2\pi\frac{x'}{\lambda} + \psi\right)$$

Equation 2

C. Imaginary

$$g(x, y; \lambda, \theta, \psi, \sigma, \gamma) = \exp\left(-\frac{x'^2 + \gamma^2 y'^2}{2\sigma^2}\right) \sin\left(2\pi\frac{x'}{\lambda} + \psi\right)$$

Equation 3

Where :

$$x' = x \cos \theta + y \sin \theta$$

Equation 4

And

$$y' = -x \sin \theta + y \cos \theta$$

Equation 5

Gabor channels are legitimately identified with Gabor wavelets, since they can be intended for various enlargements and revolutions. Be that as it may, as a rule, extension isn't applied for Gabor wavelets, since this requires calculation of bi-symmetrical wavelets, which might be very tedious. Subsequently, typically, a channel bank comprising of Gabor channels with different scales and revolutions is made. The channels are convolved with the sign, bringing about a supposed Gabor space. This procedure is firmly identified with forms in the essential visual cortex. Jones and Palmer demonstrated that the genuine piece of the intricate Gabor work is a solid match to the open field weight capacities found in basic cells in a cat's striate cortex. A lot of Gabor channels with various frequencies and directions might be useful for extricating helpful highlights from an image. In the discrete area, two-dimensional Gabor channels are given by,

$$G_c[i, j] = B e^{-\frac{(i^2 + j^2)}{2\sigma^2}} \cos(2\pi f(i \cos \theta + j \sin \theta))$$

$$G_s[i, j] = C e^{-\frac{(i^2 + j^2)}{2\sigma^2}} \sin(2\pi f(i \cos \theta + j \sin \theta))$$

Equation 6

V. PAM PRINT RECOGNITION

For examination with different calculations, in unimodal palm print acknowledgment, we right off the bat picked the pictures of every class gathered in the primary meeting as preparing set, absolutely 3000 pictures, and the staying 3000 pictures from the subsequent meeting were utilized as test set. So as to locate the ideal structure, on Blue palm print database, we right off the bat embraced two designs portrayed in the third area as preparing system to perform tests. In preparing, as indicated by the altered strategy, each time we chose 48 pictures in succession and afterward haphazardly picked 50 pictures. Right now, connection lattices, 48x48 and 50x50, were gotten. By utilizing the previously mentioned misfortune work in the third area to prepare arrange, in the wake of preparing 50,000 stages, we got organize parameters.

In the testing stage, 3000 pictures from the subsequent meeting were contribution to the prepared system to get the hashing codes. By looking at Hamming separations of paired codes between test sets and preparing sets, we can get 9,000,000 coordinating Hamming separations, including 18,000 authentic matches and 8,982,000 fraud matches. At that point, we get the Detection Error Tradeoff (DET) bends with differing limits, as appeared in Fig. 6. In the structures of TF and TC&F, EERs are about 0.16% and 0 separately, which exhibits that the structure of TC&F altogether beats the other structure.

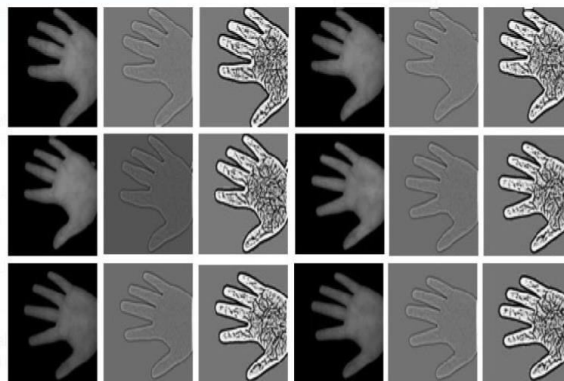


Figure 2 : Palmprint Images

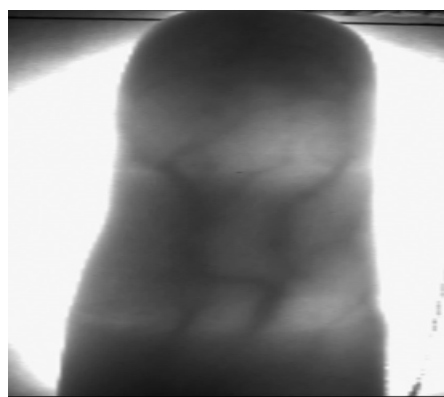


Figure 3 : Dorsal hand Vein

VI. IMPLEMENTATION AND SYSTEM REQUIREMENTS

The proposed system is implemented using My Sql server studio as the local server and Eclipse IDE for writing the code . Python is used as the language for writing the code. Python coding style includes physical lines just as legitimate lines or articulations. A physical line in a Python program is a grouping of characters, and the stopping point ends the line succession instead of some different dialects, for example, C and C++ where a semi-colon is utilized to check the finish of the announcement. An intelligent line, then again, is made out of at least one physical lines. The utilization of a semi-colon isn't restricted in Python, in spite of the fact that it's not required. The NEWLINE token means the finish of the coherent line. A legitimate line that just contains spaces, remarks, or tabs are called clear lines and they are disregarded by the translator. Web application system gives a scheme to data improvement. This creates weby application software engineers' life simpler while creating predictable, open, and serviceable buinsess wide web applications. They computerize the usage of excess assignments or expansions for normal activities, diminishes the turn of events and making time and permitting developers to fixation more on application rationale rather than routine works. The full-stack frameworks give absolute assistance to engineer, including fundamental parts, for instance, structure endorsement, structure generators, and organization plans. The non- -stack frameworks don't give additional functionalities and features to the customers. Architects need to incorporate a lot of code and various things genuinely. Scaled down scale structures are nearly nothing, direct, and easy to use. They are terse and have direct documentation. URL coordinating is regularly Peaceful web administrations. Scaled down scale frameworks use work through hyper text type protocol demand/Reaction. They are a not too bad choice for little applications, or as a component of a greater endeavour. The implementation is done using a web server generated from python .

The system requirements for running the project are as follows :

- 1) *Disk Space* : 32Gb or more
- 2) *Processor*: 1.4Ghz 64bit
- 3) *Memory*: 512 mb
- 4) *Display*: 1280 x 600 capable video adapter and monitor
- 5) Python
- 6) Liclipse
- 7) Mysql server studio 2017

VII. CONCLUSION

The proposed system provides The exactness of the technique proposed in this investigation was affirmed to be higher than the cutting edge, and those of existing strategies and other CNN models. The exploratory outcomes uncovered that most bogus dismissal cases happened due to misalignment between finger-vein pictures because of finger position changes between the selected and perceived pictures, and in view of the distinction between finger shape spectrogram pictures because of finger rolling. Bogus acknowledgment cases happened in light of the fact that the areas of finger were so dull or brilliant, and the right limit of finger shape couldn't be removed by the exceptionally soaked locale within finger. The exactness of the technique proposed in this investigation was affirmed to be higher than the cutting edge, and those of existing strategies and other CNN models.

The exploratory outcomes uncovered that most bogus dismissal cases happened due to misalignment between finger-vein pictures because of finger position changes between the selected and perceived pictures, and in view of the distinction between finger shape spectrogram pictures because of finger rolling. Bogus acknowledgment cases happened in light of the fact that the areas of finger were so dull or brilliant, and the right limit of finger shape couldn't be removed by the exceptionally soaked locale within finger.

To take care of these issues, the examination on compensation strategy for serious finger rolling and brightening variety is important as the future work. Also, in future examination, the chance of execution improvement by joining the multimodal acknowledgment strategy proposed in this investigation with dissipating obscure rebuilding strategies to lessen the obscuring impacts in finger-vein pictures can be explored.

VIII. ACKNOWLEDGMENT

We would like to take this opportunity to thank our respected faculty guide, respected head of the department of computer science and engineering, SRM institute of science and technology, Chennai. We would also like to thank our respected Dean of our esteemed institute. A thanks to the editor of IJRASET for providing us the opportunity to publish our research paper on our thesis. Finally , we would like to acknowledge the support and platform provided by SRM institute of Science and technology for writing our thesis on out topic .

REFERENCES

- [1] K. Jain, K. Nandakumar, and A. Ross, "50 years of biometric research: Accomplishments, challenges, and opportunities," (in English), *Pattern Recognition Letters*, Article vol. 79, pp. 80-105, Aug 2016.
- [2] J. C. Lee, C. H. Lee, C. B. Hsu, P. Y. Kuei, and K. C. Chang, "Dorsal hand vein recognition based on 2D Gabor filters," (in English), *Imaging Science Journal*, Article vol. 62, no. 3, pp. 127-138, Mar 2014.
- [3] X. Bao and Z. Guo, "Extracting Region of Interest for Palmprint by Convolutional Neural Networks," in 6th International Conference on Image Processing Theory, Tools and Applications (IPTA)Oulu, Finland, 2016, pp. 1-6.
- [4] H. Venkateswara, J. Eusebio, S. Chakraborty, and S. Panchanathan, "Deep Hashing Network for Unsupervised Domain Adaptation," in 30th Conference on Computer Vision and Pattern Recognition (CVPR), Honolulu, HI, 2017, pp. 5385-5394.



10.22214/IJRASET



45.98



IMPACT FACTOR:
7.129



IMPACT FACTOR:
7.429



INTERNATIONAL JOURNAL FOR RESEARCH

IN APPLIED SCIENCE & ENGINEERING TECHNOLOGY

Call : 08813907089  (24*7 Support on Whatsapp)