



# IJRASET

International Journal For Research in  
Applied Science and Engineering Technology



---

# INTERNATIONAL JOURNAL FOR RESEARCH

IN APPLIED SCIENCE & ENGINEERING TECHNOLOGY

---

**Volume: 8      Issue: VI      Month of publication: June 2020**

**DOI: <http://doi.org/10.22214/ijraset.2020.6225>**

**[www.ijraset.com](http://www.ijraset.com)**

**Call:  08813907089**

**E-mail ID: [ijraset@gmail.com](mailto:ijraset@gmail.com)**

# Real-time Facial Expression Recognition using Convolutional Neural Networks

Vivek Mishra<sup>1</sup>, Sathwik V H<sup>2</sup>, Lathesh S<sup>3</sup>, Monika Rani H G<sup>4</sup>

<sup>1, 2, 3</sup>Department of Computer Science and Engineering, Sir M Visvesvaraya Institute of Technology, Bangalore, India

<sup>4</sup>Assistant Professor in Department of Computer Science and Engineering, Sir M Visvesvaraya Institute of Technology, Bangalore, India

**Abstract:** A facial recognition framework is an innovation fit for distinguishing or checking an individual from an advanced picture or a video outline from a video source. There are different strategies in which facial acknowledgment frameworks work, yet as a rule, they work by looking at chosen facial highlights from given picture with faces inside a database. It is likewise depicted as a Biometric Artificial Intelligence based application that can interestingly distinguish an individual by dissecting designs dependent on the individual's facial surfaces and shape. While at first a type of PC application, it has seen more extensive uses as of late on portable stages and in different types of innovation. Despite the fact that the exactness of facial acknowledgment framework as a biometric innovation is lower than iris acknowledgment and unique mark acknowledgment, it is broadly embraced because of its contact less and non-intrusive procedure. AI and man-made reasoning abilities in the product map recognizable facial highlights numerically, search for designs in the visual information. One of the significant points of interest of facial acknowledgment innovation is safety and security.

**Keywords:** Machine Learning; Deep Learning; Faces; Expressions; Emotion; Age; Gender; Convolutional Neural Networks;

## I. INTRODUCTION

Up to this point, the facial acknowledgment innovation was normally seen as something straight out of sci-fi. In any case, over the previous decade, this pivotal innovation has not quite recently gotten suitable, it has gotten across the board. Truth be told, its hard to peruse innovation news nowadays without seeing something about face acknowledgment. There are a few ventures profiting by this innovation. Law authorization offices are utilizing the face acknowledgment to keep networks more secure. Furthermore, cell phone organizations are utilizing face acknowledgment to furnish buyers with new layers of biometric security. This innovation has been underway for quite a while. This post will investigate the historical backdrop of face acknowledgment so as to reveal insight into how this trans-developmental tech became, and how it has advanced after some time.

Starting in 2010, Facebook started actualizing facial acknowledgment usefulness that recognized individuals whose appearances might be included in the photographs that Facebook clients update day by day. While the component was in a flash questionable with the news media, starting a huge number of security related articles, Facebook clients everywhere didn't appear to mind. Having no evident negative effect on the site's utilization or ubiquity, in excess of 350 million photographs are transferred and labeled utilizing face acknowledgment every day.

## II. LITERATURE SURVEY

Eiichirou Kosugou Et al [1] in 2018, explains a heart rate pulse discovery gadget and a facial acknowledgment framework with the pulse identification gadget as indicated by a facial acknowledgment handling unit, a pulse location unit, and a verification unit. The picture sensor distinguishes episode light by an infrared pixel, and yields recognized infrared data. The facial acknowledgment handling unit perceives the essence of an individual dependent on picture data signal caught by the picture sensor.

Shivam Gupta Et al [2] in 2018, presented the completely programmed acknowledgment of facial feelings utilizing the PC vision and AI calculations which characterize these eight distinct feelings. We attempted numerous calculations for the arrangement yet the best which came out of the outcomes was the help vectors machines with the precision of around 94.1%. Our outcomes suggest that client free, completely programmed ongoing coding of outward appearances in the persistent video stream is a feasible objective with present intensity of the computer.

Nazia Perveen Et al [3] in 2016 specifies that they utilize these methodologies: Support Vector Machine, Artificial Neural Network and K Nearest Neighbors. In design acknowledgment, the k-Nearest Neighbors calculation (or kNN) is a non-parametric technique utilized for characterization and relapse. In the two cases, the info comprises of the k nearest preparing models in the element space. In pre processing we take the picture and pre processed with utilizing these strategies then after this highlights extraction.

Ari Ekmekji Et al [4] in 2016 The writer says that albeit numerous past techniques have handled the issue old enough and sexual orientation order of pictures, he did it by setting up the preparation framework to appropriately isolate the information into folds, train every classifier, cross-approve, and consolidate the subsequent classifiers into a test-prepared classifier.

Rituparna Halder, Sushmit Sengupta Et al [5] in 2016 explored a novel method of grouping human feelings from outward appearances. In this way a neural system based arrangement joined with picture preparing was proposed to group the six widespread feelings. At first a face discovery step is performed on the information picture. A short time later a picture handling based element point extraction technique is utilized to extricate the component focuses.

Tal Hassner Et al [6] in 2015 proposed creating such frontalized faces utilizing a straightforward yet, apparently, beforehand untested methodology of utilizing a solitary 3D shape, unaltered, with all inquiry photographs. We show that in spite of the utilization of a face shape which can be totally different from the genuine shapes, the subsequent frontalizations lose little of their recognizable highlights.

Omkar M. Parkhi Et al [7] in 2015 said The objective of his paper is face acknowledgment – from either a solitary photo or from a set of appearances followed in a video. Late advancement around there has been because of two components: (I) start to finish learning for the assignment utilizing a convolutional neural system (CNN), and (ii) the accessibility of enormous scope preparing datasets.

Grigory Antipov Et al [8] in 2015 In his work said they made two commitments: first, we have planned a method that is ready to gather a huge scope dataset, with little mark clamor, while limiting the sum of manual comment included. One of the key thoughts was to utilize more fragile classifiers to rank the information introduced to the annotators. This methodology has been produced for faces, yet is clearly reasonable for other item classes just as fine grained errands.

Dat Tien Nguyen Et al [9] in 2015 showed we proposed another human age estimation technique that is strong with the impacts of movement obscuring. By and large, movement obscuring can happen on caught pictures in view of camera development and additionally the development of the saw objects. On account of this impact, the age highlight of the face can be changed by the measure of movement obscure and bearing, which can cause execution debasement in age estimation frameworks.

Gil Levi and Tal Hassner Et al [10] in 2015 demonstrated two important conclusions can be made from his results. First, CNN can be used to provide improved age and gender classification results, even considering the much smaller size of contemporary unconstrained image sets labeled for age and gender. Second, the simplicity of our model implies that more elaborate systems using more training data may well be capable of substantially improving results beyond those reported here.

### III. PROPOSED SYSTEM

The project has 4 main modules that have to be constructed and integrated. Each one deals with the one part of the problem: Classify cascades from the test data, capture frame and return its boolean value, cropping region of interest (face) from the area & finding the maximum indexed array from dataset. Thus, the project can be divided into those four broader categories.

#### A. Proposed System

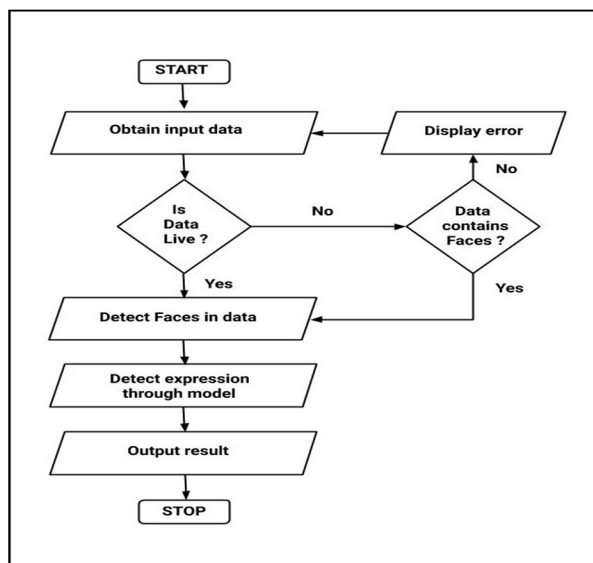


Fig 1 - Specifies the activity diagram regarding what happens with the input data and the control flow of the system.

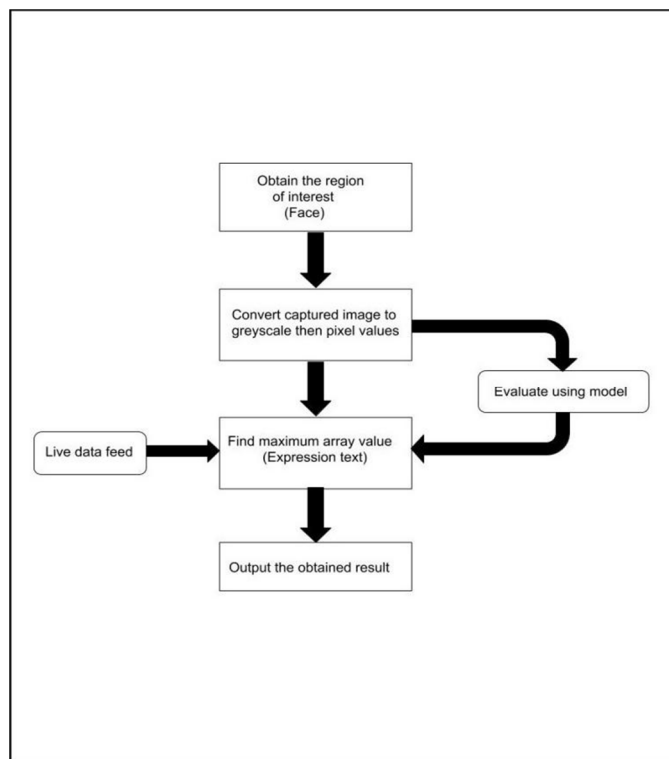


Fig 2 - Specifies the architectural outline of the system and a general idea about the working of the proposed project in short.

### B. Collecting Data Samples

The system needs facial data input. For that, the system uses the *sys* module with python if the data is static. If the data is dynamic and provided through realtime webcam feed, we use OpenCV library to obtain the required data through the webcam. The data is then processed, i.e converted into greyscale and then using Numpy module we convert the greyscale image into corresponding image pixel values to be fed directly to the model.

### C. Detection Of Faces

The second part of building this system is to obtain the region in the data which contains faces. We use OpenCV library to do it. Like a series of waterfalls, the OpenCV cascade breaks the problem of detecting faces into multiple stages. For each block, it does a very rough and quick test. If that passes, it does a slightly more detailed test, and so on. The algorithm may have 30 to 50 of these stages or cascades, and it will only detect a face if all stages pass.

### D. Recognition & Prediction

After detecting the faces in the realtime data, we move forward to make predictions from the trained model on the test data. This uses Tensorflow at the back end and operates upon the data provided through OpenCV. Though the theory may sound complicated, in practice it is quite easy. The cascades themselves are just a bunch of XML files that contain OpenCV data used to detect objects. You initialize your code with the cascade you want, and then it does the work for you. . The process can be divided into two steps: 1. Recognising expressions and emotions. 2. Predicting the age and gender of the person in data feed.

1) *Recognising Expressions*: Regardless of what the source is (consistent picture or cam), it appears that we can distinguish faces. When directions of identified appearances determined, we can remove them from the first picture. The accompanying code ought to be placed in the appearances for emphasis. We likewise need to dark scale and 48x48 resized picture to perceive its outward appearance dependent on outward appearance acknowledgment prerequisites. This is all the more for the most part known as move learning and the thought is you utilize a formerly prepared model to assist you with achieving an errand. There are a great deal of varieties of this strategy for instance utilizing a retrain content, utilizing a realized engineering model and additionally utilizing loads gained from preparing.

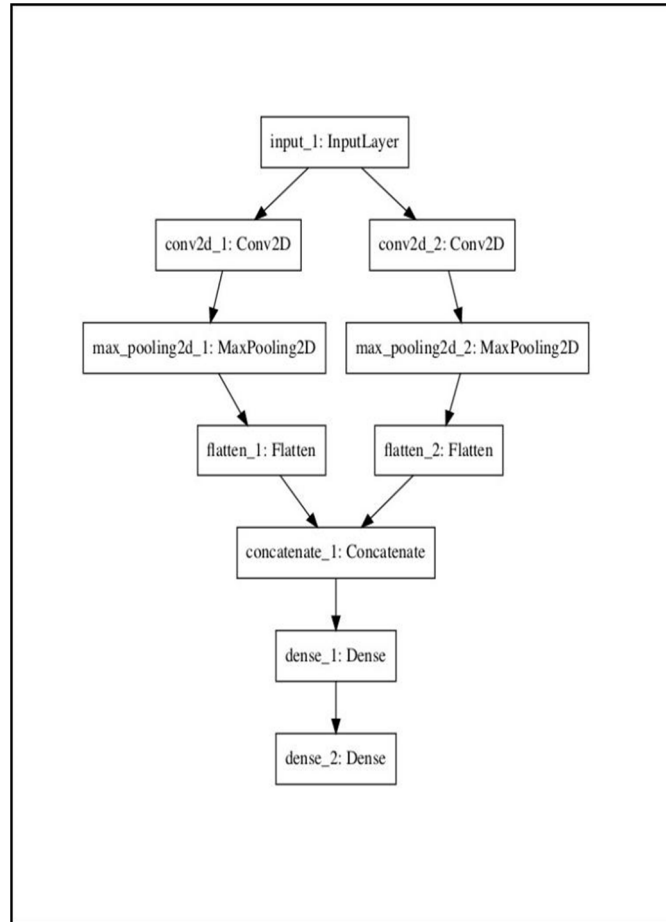


Fig 3 - Diagram to describe the Keras Library Functional API used for the Deep Learning applications.

2) *Predicting The Age And Gender Of The Person:* Next, we move on to predicted the age and gender of the user. Herein, we prefer to use VGG-Face model because this model is tuned for face recognition task. In this way, we might have outcomes for patterns in the human face. We then evaluate the final model on the test set

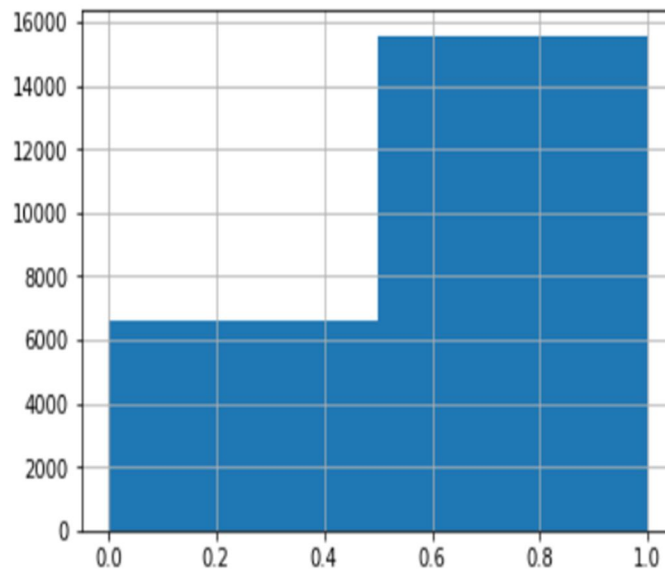


Fig 4 - Age and gender distribution in data during training the model.

#### IV. RESULT ANALYSIS

##### A. Age And Gender Predictions

In this project, we investigated a novel method of ordering human feelings from outward appearances. In this way a neural system based arrangement joined with picture preparing was proposed to order the six widespread feelings: Happiness, Sadness, Anger, Disgust, Surprise and Fear. At first a face identification step is performed on the info picture. A while later a picture handling based element point extraction technique is utilized to separate the element focuses. At last, a lot of qualities got from preparing the separated element focuses are given as contribution to a neural system to perceive the feeling contained. The undertaking is as yet proceeding and is required to deliver fruitful results in the zone of feeling acknowledgment. We hope to make the framework and the source code accessible for nothing. Notwithstanding that, it is our aim to stretch out the framework to perceive feelings in video groupings.

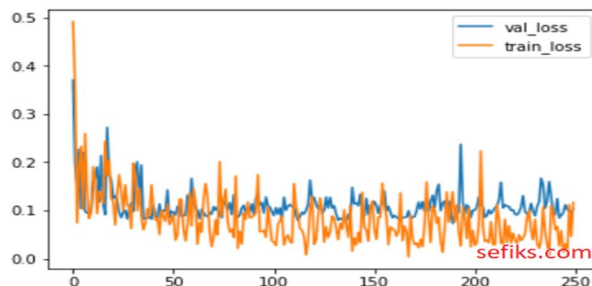


Fig 5 - Loss for Gender Prediction

##### B. Future Predictions

The task has an extension to be ventured into future valuable applications, for example, ethnicity forecasts of an individual dependent on the current dataset and cause the model to learn more to assess extra experiments.

In spite of the fact that numerous past techniques have tended to the issues old enough and sex characterization, as of not long ago, a lot of this work has concentrated on obliged pictures taken in lab settings. Such settings don't satisfactorily reflect appearance varieties regular to this present reality pictures in social sites and online storehouses. Web pictures, be that as it may, are not just all the more testing; they are additionally bounteous. The simple accessibility of enormous picture assortments furnishes present day AI based frameworks with adequately interminable preparing information, however this information isn't in every case reasonably named for managed learning. Taking model from the related issue of face acknowledgment we investigate how well profound CNN perform on these assignments utilizing Internet information. We give results a lean profound learning engineering intended to abstain from overfitting because of the impediment of constrained marked information. Our system is "shallow" contrasted with a portion of the ongoing system models, in this manner decreasing the quantity of its boundaries and the possibility for overfitting. We further blow up the size of the preparation information by falsely including trimmed adaptations of the pictures in our preparation set. The subsequent framework was tried on the Adience benchmark of unfiltered pictures and appeared to essentially beat ongoing cutting edge.

#### V. CONCLUSION

The outcome of this project is a system that can effectively do the following things:

Classify cascades from the test data.

- A. Capture frame and return its boolean value.
- B. Cropping region of interest i.e face.
- C. Finding the maximum indexed array from dataset.

The library and instruments incorporated in the project has more than 2500 enhanced calculations, which incorporates a far reaching set of both exemplary and cutting edge PC vision and AI calculations. These calculations can be utilized to distinguish and perceive faces, recognize objects, group human activities in recordings, track camera developments, track moving items, separate 3D models of articles, produce 3D point mists from sound system cameras, fasten pictures together to deliver a high goals picture of a whole scene, find comparable pictures from a picture database, expel red eyes from pictures taken utilizing streak, follow eye developments, perceive view and build up markers to overlay it with increased reality, and so forth.



We hope to make the framework and the source code accessible for nothing and free for everyone. We would like to make the outcomes declared with sufficient opportunity so the last framework will be accessible for this present paper's expected crowd. Two significant ends can be produced using our outcomes. To begin with, CNN can be utilized to give improved age and sex grouping results, in any event, considering the a lot littler size of contemporary unconstrained picture sets marked for age and sex. Second, the straightforwardness of our model suggests that progressively detailed frameworks utilizing all the more preparing information likely could be able to do generously improving outcomes past those announced here. The subsequent commitment was to show that a profound CNN, with no embellishments however with fitting preparing, can accomplish results practically identical to the best in class. Once more, this is an end that might be material to numerous different undertakings.

### REFERENCES

- [1] Eiichirou Kosugou "Heart Rate Detection Device And Facial Recognition System With The Heart Rate Detection Device", United States Patent 2018.
- [2] Shivam Gupta, "Facial Emotion Recognition In Real-Time And Static Images" Proceedings Of The Second International Conference On Inventive Systems And Control 2018.
- [3] Nazia Perveen, Nazir Ahmad, "Facial Expression Recognition Through Machine Learning", International Journal Of Scientific & Technology Research 2016.
- [4] Ari Ekmekji, "Convolutional Neural Networks for Age and Gender Classification", Stanford University 2016.
- [5] Rituparna Halder, "Real Time Facial Emotion Recognition based on Image Processing and Machine Learning", International Journal of Computer Applications Volume 139 – 2016.
- [6] Tal Hassner, "Effective Face Frontalization in Unconstrained Images" The Open University of Israel 2015.
- [7] Omkar M. Parkhi, Andrea Vedaldi, "Deep Face Recognition", University of Oxford 2015.
- [8] Grigory Antipov, "Minimalistic CNN-based ensemble model for gender prediction from face images", Elsevier Ltd 2015.
- [9] Dat Tien Nguyen, "Human Age Estimation Method Robust to Camera Sensor and/or Face Movement", Sensors 2015.
- [10] Gil Levi and Tal Hassner, "Age and Gender Classification using Convolutional Neural Networks", The Open University of Israel 2015.



10.22214/IJRASET



45.98



IMPACT FACTOR:  
7.129



IMPACT FACTOR:  
7.429



# INTERNATIONAL JOURNAL FOR RESEARCH

IN APPLIED SCIENCE & ENGINEERING TECHNOLOGY

Call : 08813907089  (24\*7 Support on Whatsapp)