



# **iJRASET**

International Journal For Research in  
Applied Science and Engineering Technology



---

# **INTERNATIONAL JOURNAL FOR RESEARCH**

IN APPLIED SCIENCE & ENGINEERING TECHNOLOGY

---

**Volume: 8      Issue: VI      Month of publication: June 2020**

**DOI: <http://doi.org/10.22214/ijraset.2020.6240>**

**[www.ijraset.com](http://www.ijraset.com)**

**Call:  08813907089**

**E-mail ID: [ijraset@gmail.com](mailto:ijraset@gmail.com)**

# Multiclass Pest Detection and Classification Based on Deep Learning using Convolution Neural Networks

Mohamed Asif M<sup>1</sup>, Muthu Kamalesh M<sup>2</sup>, Navin R C<sup>3</sup>, Pughazendi N<sup>4</sup>

<sup>1, 2, 3</sup>UG Scholar, <sup>4</sup>Panimalar Engineering College, Chennai, Tamilnadu, India, 600123.

**Abstract:** *The most enormous part of Indian Economy is primarily based on the Farming Industry. Indian farming part represents 18 percentage of India's complete countrywide output (GDP) and half of the nation's personnel is based on the farming industry. India produces heartbeats, rice, wheat, flavors and zest items in very large quantity. With appreciate to improvement of harvests, one of the considerable variables influencing crop yield is the presence of pests. Since pests are very destructive, the bug location on field crops is significant criteria. This paper proposes a locale-based methodology named Multiclass Pest Detection and Classification dependent on Deep Learning using Convolutional Neural Networks giving records about the sort of the vermin and lessening the utilization of undesirable pesticides in the field. This work proposes a convolution neural system model to take care of the issue of multi-order pests. The model can utilize the upsides of the neural system to exhaustively remove multifaceted insects. At that point we combine RPN (Regional Proposal Network) and PSSM (Position Sensitive Score Map) for giving the bug area and vermin forecast separately. During the forecast stage, Contextual jobs are introduced as relevant data to improve location exactness. For rural vermin discovery and distinguishing proof, there exists a couple of open datasets discharged, for example, Butterfly Dataset. Notwithstanding, to our best information, not many open datasets for multiclass bother discovery task are discharged while our motivation is to distinguish various types of pests all the while in one picture.*

## I. INTRODUCTION

To become aware of and classify large-scale multi-class pest using Convolution Neural Network. Regarding the growth of crops, one of the important elements affecting crop yield is insect disasters. Since most insect species are extremely similar, insect detection on discipline crops, such as rice, soybean and different crops, is more difficult than normal object detection. Presently, distinguishing insects in crop fields typically depends on guide classification, however this is an extremely time-consuming and costly process. This work proposes a convolution neural network model to resolve the hassle of multi-classification of crop insects. The mannequin can make full use of the advantages of the neural network to comprehensively extract multifaceted insect features. Multi-class pest detection is one of the critical factors in pest management involving localization in addition to classification which is much more tough than conventional object detection because of the apparent differences amongst pest species. There we provide a region-based end-to-end approach for large-scale multi-class pest detection and classification based on deep learning. Channel-spatial interest (CSA) is proposed to be fused into the convolutional neural network (CNN) backbone for feature extraction and enhancement. Region suggestion community (RPN) that is adopted for providing region proposals as practicable pest positions based on extracted feature maps from images. Position-sensitive score map (PSSM), the third component, is used to substitute fully connected (FC) layers for pest classification and bounding container regression. Furthermore, we practice contextual Region of Interest (RoIs) as contextual information of pest features to improve detection accuracy.

## II. PROPOSED SYSTEM

Our system consists of three stages: pest feature extraction, pest regions search and pest prediction. In first module, the input image is firstly fed into a CNN backbone to extract feature maps, where CSA module is proposed for feature enhancement. Then we fuse RPN and PSSM for providing pest regions and pest prediction respectively. During the prediction phase, Contextual RoIs are presented as contextual information to improve detection accuracy.

The system is developed based on the Convolutional Neural Network. The usage of CNN is motivated by the fact that it can capture and learn the relevant features from an image faster than the other methods. For a completely new task CNN are good feature extractors and it can extract useful attributes from already trained CNN models. The usage of RPN and PSSM helps us to increase the accuracy of the pest identification by localization of the dataset using the geological positions.

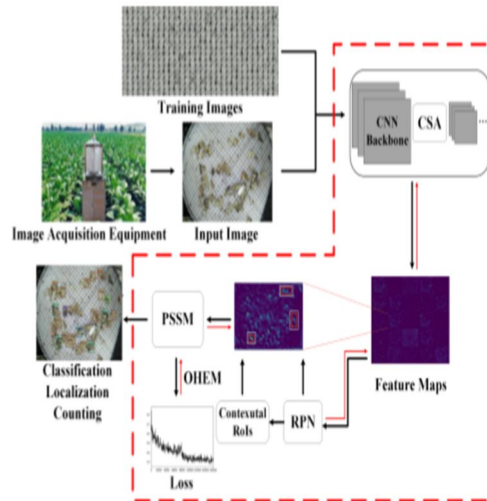
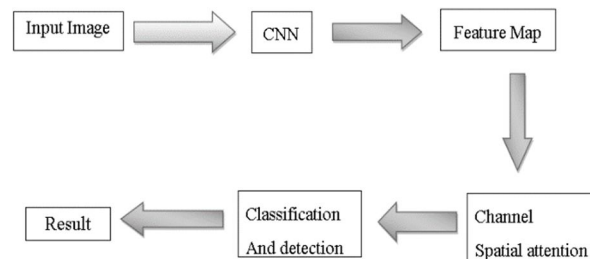


Fig 1.1 Pipeline of PestNet

### III. SYSTEM ARCHITECTURE FLOW



### IV. MODULES

#### A. Multiclass Pest Dataset

Butterfly Dataset is an example of pest dataset available online that can be used for agriculture pest identification. However, to our knowledge, few open datasets that are suited for multi-class pest detection venture are released whilst our purpose is to find out extraordinary sorts of pests at the same time as in one image. Regarding the increase of crops, one of the essential elements affecting crop yield is insect disasters. Since most of the insect species are extraordinarily similar, insect detection on discipline crops, such as rice, soybean and different crops, is extra tough than standard object detection. Presently, distinguishing bugs in crop fields commonly depends on information classification, but this is an extraordinarily time-consuming and costly process. This work proposes a neural neighborhood mannequin to remedy the hassle of multi-classification of crop insects. The model can make full use of the benefits of the neural community to comprehensively extract multifaceted insect features.

#### B. Convolution Neural Network

Conventional computer vision is an imaginative and prescient employed handmade aspects to describe the images. Instead, we undertake CNN for computerized function extraction which is basically composed of three parts: convolutional layer, activation function, and pooling layer. Convolutional neural network is an example of biomimicry due to the fact as the title suggests the architecture is prompted from the human brain neural networks. The performance is comparable to human Genius like it receives input impulse and fires the output. This can also be stated as invariant in shift or area invariant artificial neural networks, which is based totally in reality with their shared-weights shape and with the unique characteristics of translation invariance. Convolutional neural networks (CNN) is like a composite of math and biological science with a little CS sprinkled in, alternatively these networks have been some of the most influential improvements in the technology of computer vision. The season of 2012 used to be the initial 12 months when neural nets started to grow to successfully as Alex Krizhevsky then used them to emerge as winner in that year's ImageNet competition, shedding the classification error document from 26% to 15%, an astounding enhancement at the time.



Ever on the grounds that then, a host of agencies have been the usage of deep studying at the core of their services. Leading tech companies use CNN for various purposes. Neural nets are used for their automatic tagging algorithms in social media platforms like Facebook and Instagram, image search is enabled by Google, product recommendations in e-commerce sites like Amazon and Flipkart, and for their personalization in domestic feed at Pinterest.

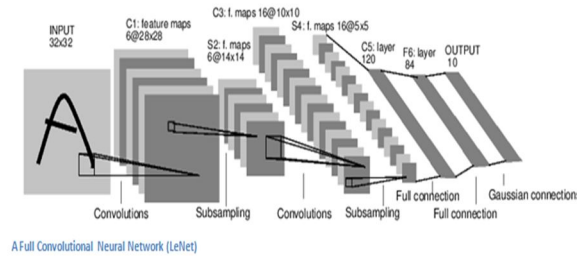


Fig 1.2 Full Convolution Neural Network

### C. Channel Spatial Attention

There are two kinds of attention mechanism: Channel attention and spatial attention. The channel attention focuses on global facets given some function maps, whilst the spatial attention focuses on nearby facets given a characteristic map. Visual interest has been correctly utilized in structural prediction duties such as visible captioning and query answering. Existing visible attention models are usually spatial, i.e., the attention is modeled as spatial possibilities that re-weight the final convolutional layer characteristic map of a CNN encoding an input image. However, we argue that such spatial attention does no longer always conform to the interest mechanism a dynamic function extractor that combines contextual fixations over time, as CNN aspects are naturally spatial, channel-wise and multi-layer. In this paper, we introduce a novel convolutional neural network dubbed SCA-CNN that incorporates Spatial and Channel-wise Attentions in a CNN. In the project of image captioning, SCA-CNN dynamically modulates the sentence technology context in multi-layer feature maps, encoding where and what the visual attention. It is constantly discovered that SCA-CNN appreciably outperforms brand new visual attention-based picture captioning methods. The decrease part is Spatial Attention module, whose operations are comparable with Channel Attention module. In this part, the enter 3D characteristic map is fed into another convolutional layer with 1 1 kernel and solely 1 filter to acquire international convolution. The output is a 2D feature map with shape of 1, so each price should be a global characteristic for spatial level. Next, a corresponding deconvolution operation is applied to generate the spatial interest component and the input 3D feature map is extended by using the spatial attention aspect in each spatial role so the characteristic map is activated in spatial level. Finally, the output of CSA is the activated function maps.

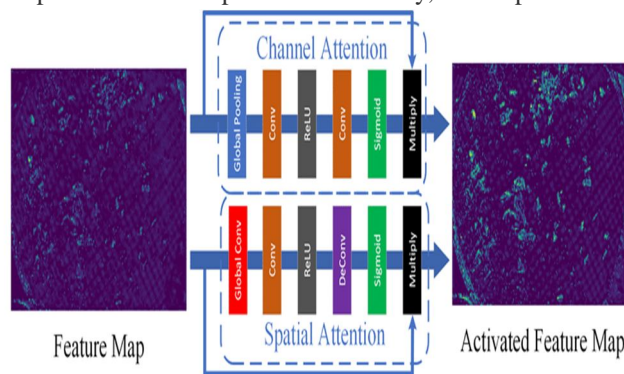
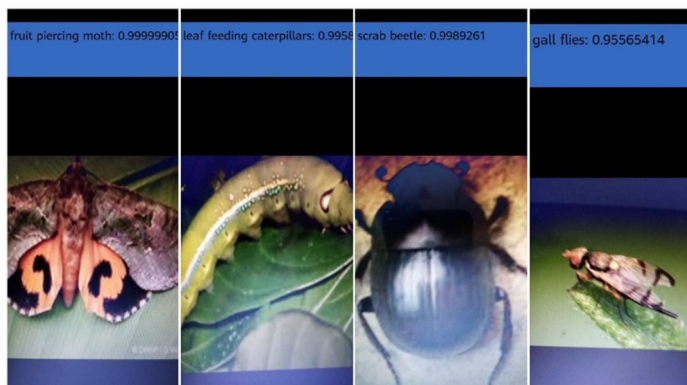


Fig 1.3 Channel Spatial Attention architecture

### D. Classification and Detection

The Classification is defined as the procedure of categorizing stimuli into a finite set of training or labels. The technique generally includes awareness of the dominant content material in a scene. The dominant content receives the strongest self-assurance score irrespective of the transformation of that content material such as scaling, vicinity or rotation. An example of a classification problem is when given an image of a dog or anything else, we want to know what dominant content is there. Thus a classification system should always label that image as “dog” no matter where the dog is in the image so long as the dog is the dominant content there. Classification refers to a type of labeling where an image or video is assigned positive concepts, with the aim of answering the question, what is in this picture or video. An image can be labeled into a range of categories



Detection = Classification + Localization

Detection means finding out a particular or set of aspects or objects in the picture. Object detection is a computer imaginative and prescient method that offers with distinguishing between objects in photo or video. While it is associated to classification, it is more precise in what it identifies, making use of classification to distinct objects in picture or video and the use of bounding boxes to tells us where every object is in an image or video. Face detection is one structure of object detection. This approach is useful if you need to identify precise objects in a scene, like the vehicles parked on a street, versus the entire image. Example: Finding out head of a character from the photograph containing that person. Detecting a particular action made by a user from a video. Detecting edges of any objects from an image. Classification refers to differentiating two objects in an photograph pronouncing what objects they or differentiating two pics having unique objects i.e. classifying snap shots to some categories.

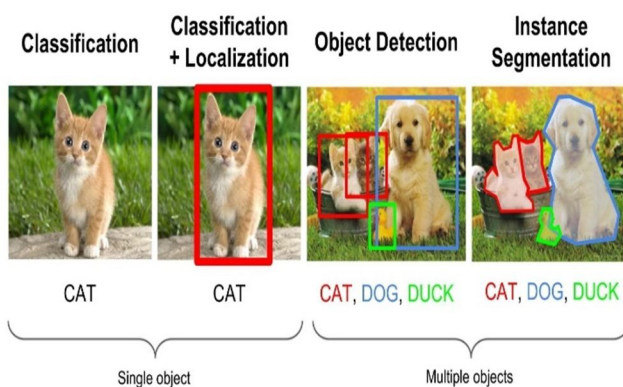


Fig 1.4 Classification and Detection

## V. CONCLUSION

Multiclass Pest Detection and Classification primarily based on deep learning with the use of Convolutional Neural Networks is the proposed method in this work, with the goal of efficaciously figuring out the pests that attacks the agricultural land and thereby affecting the crop yield. With the proposed system we can identify the exclusive pests in the discipline by means of evaluating it with the sample dataset we accrued on line and the dataset we acquire the use of the movement detection taking pictures capturing units . This system can be used as the emerging agricultural safety product which can be used for identifying the pests easily, so that we can reduce the manual hours in identifying the pests and decrease the usage of hazardous pesticide which may affect the crop yield and the agricultural land. The recent outburst of locust attack on the lands of Somalia and Pakistan is the good example for the dangerous outcome caused due to the pest growth which as affected both the countries economically.

## VI. RESULTS

The results of the proposed system are attached below as images. It shows the classified pest names along with the accuracy of the predicted results

## REFERENCES

- [1] J. Wang, C. Lin, L. Ji, and A. Liang, "A new automatic identification system of insect images at the order level," *Knowledge Based Syst.*, vol. 33, pp. 102\_110, Sep. 2012.
- [2] P. Fedor, I. Malenovský, J. Vaňhara, W. Sierka, and J. Havel, "Thrips (Thysanoptera) identification using artificial neural networks," *Bull. Entomol. Res.*, vol. 98, no. 5, pp. 437\_447, 2008.
- [3] M. E. Nilsback and A. Zisserman, "Automated power classification over a large number of classes," in *Proc. 6th Indian Conf. Comput. Vis., Graph. Image Process. (ICVGIP)*, Dec. 2008, pp. 722\_729.
- [4] L. O. Solis-Sánchez et al., "Scale invariant feature approach for insect monitoring," *Comput. Electron. Agricult.*, vol. 75, no. 1, pp. 92\_99, 2011.
- [5] Z. Wang, X. Wu, G. Yu, and M. Li, "Efficient rail area detection using convolutional neural network," *IEEE Access*, To be published. doi: 10.1109/ACCESS.2018.2883704.
- [6] C. Wu, C. Luo, N. Xiong, W. Zhang, and T. Kim, "A greedy deep learning method for medical disease analysis," *IEEE Access*, vol. 6, pp. 20021\_20030, 2018.
- [7] G. Liang, H. Hong, W. Xie, and L. Zheng, "Combining convolutional neural network with recursive neural network for blood cell image classification," *IEEE Access*, vol. 6, pp. 36188\_36197, 2018.
- [8] D. Hu, L. Wang, W. Jiang, S. Zheng, and B. Li, "A novel image steganography method via deep convolutional generative adversarial networks," *IEEE Access*, vol. 6, pp. 38303\_38314, 2018.
- [9] R. Girshick. (Apr. 2015). "Fast R-CNN." [Online]. Available: <https://arxiv.org/abs/1504.08083>
- [10] J. Dai, Y. Li, K. He, and J. Sun, "R-FCN: Object detection via region-based fully convolutional networks," in *Proc. Adv. Neural Inf. Process. Syst.*, 2016, pp. 379\_387.
- [11] S. Ren, K. He, R. Girshick, and J. Sun, "Faster R-CNN: Towards real-time object detection with region proposal networks," *IEEE Trans. Pattern Anal. Mach. Intell.*, vol. 39, no. 6, pp. 1137\_1149, Jun. 2017.
- [12] A. Shrivastava, A. Gupta, and R. Girshick, "Training region-based object detectors with online hard example mining," in *Proc. IEEE Conf. Comput. Vis. Pattern Recognit.*, 2016, pp. 761\_769.
- [13] X. Zhang, Y. Qiao, F. Meng, C. Fan, and M. Zhang, "Identification of maize leaf diseases using improved deep convolutional neural networks," *IEEE Access*, vol. 6, pp. 30370\_30377, 2018.
- [14] C. Xie et al., "Multi-level learning features for automatic classification of field crop pests," *Comput. Electron. Agricult.*, vol. 152, pp. 233\_241, Sep. 2018.
- [15] I. Y. Zayas and P. W. Flinn, "Detection of insects in buckwheat samples with machine vision," *Trans. ASAE*, vol. 41, no. 3, p. 883, 1998.
- [16] P. J. D. Weeks, M. A. O'Neill, K. J. Gaston, and I. D. Gauld, "Species identification of wasps using principal component associative memories," *Image Vis. Comput.*, vol. 17, no. 12, pp. 861\_866, 1999.
- [17] J. Cho et al., "Automatic identification of whiteness, aphids and trips in greenhouse based on image analysis," *Red.*, vol. 346, no. 246, p. 244, 2007.
- [18] C. Wen, D. E. Guyer, and W. Li, "Local feature-based identification and classification for orchard insects," *Biosyst. Eng.*, vol. 104, no. 3, pp. 299\_307, 2009.
- [19] X.-L. Li, S.-G. Huang, M.-Q. Zhou, and G.-H. Geng, "KNN-spectral regression LDA for insect recognition," in *Proc. 1st Int. Conf. Inf. Sci. Eng. (ICISE)*, Dec. 2009, pp. 1315\_1318.
- [20] N. Larios, B. Soran, L. G. Shapiro, G. Martinez-Munoz, J. Lin, and T. G. Dietterich, "Haar random forest features and SVM spatial matching kernel for stone species identification," in *Proc. 20th Int. Conf. Pattern Recognit. (ICPR)*, Aug. 2010, pp. 2624\_26
- [21] K. He, X. Zhang, S. Ren, and J. Sun, "Deep residual learning for image recognition," in *Proc. IEEE Conf. Comput. Vis. Pattern Recognit.*, Jun. 2016, pp. 770\_778.
- [22] R. Girshick, J. Donahue, T. Darrell, and J. Malik, "Rich feature hierarchies for accurate object detection and semantic segmentation," in *Proc. IEEE Conf. Comput. Vis. Pattern Recognit.*, Jun. 2014, pp. 580\_587.
- [23] K. Simonyan and A. Zisserman. (Apr. 2015). "Very deep convolutional networks for large-scale image recognition." [Online]. Available: <https://arxiv.org/abs/1409.1556>
- [24] X. Cheng, Y. Zhang, Y. Chen, Y. Wu, and Y. Yue, "Pest identification via deep residual learning in complex background," *Comput. Electron. Agricult.*, vol. 141, pp. 351\_356, Sep. 2017.
- [25] D. Xia, P. Chen, B. Wang, J. Zhang, and C. Xie, "Insect detection and classification based on an improved convolutional neural network," *Sensors*, vol. 18, no. 12, p. 4169, 2018.
- [26] M. D. Zeiler and R. Fergus, "Visualizing and understanding convolutional networks," in *Proc. Eur. Conf. Comput. Vis.*, 2014, pp. 818\_833.
- [27] F. Alvaro, Y. Sook, K. Sang, and P. Dong, "A robust deep-learning based detector for real-time tomato plant diseases and pest recognition," *Sensors*, vol. 17, no. 9, p. 2022, 2017.
- [28] W. Ding and G. Taylor, "Automatic moth detection from trap images for pest management," *Comput. Electron. Agricult.*, vol. 123, pp. 17\_28, Apr. 2016. [42]
- [29] V. Sze, Y.-H. Chen, T.-J. Yang, and J. S. Emer, "Efficient processing of deep neural networks: A tutorial and survey," *Proc. IEEE*, vol. 105, no. 12, pp. 2295\_2329, Dec. 2017.
- [29] Y. Kaya and L. Kayci, "Application of artificial neural network for automatic detection of butterfly species using color and texture features," *Vis. Comput.*, vol. 30, no. 1, pp. 71\_79, 2014.





10.22214/IJRASET



45.98



IMPACT FACTOR:  
7.129



IMPACT FACTOR:  
7.429



# INTERNATIONAL JOURNAL FOR RESEARCH

IN APPLIED SCIENCE & ENGINEERING TECHNOLOGY

Call : 08813907089  (24\*7 Support on Whatsapp)