



# **iJRASET**

International Journal For Research in  
Applied Science and Engineering Technology



---

# **INTERNATIONAL JOURNAL FOR RESEARCH**

IN APPLIED SCIENCE & ENGINEERING TECHNOLOGY

---

**Volume: 3      Issue: VIII      Month of publication: August 2015**

**DOI:**

**[www.ijraset.com](http://www.ijraset.com)**

**Call:  08813907089**

**E-mail ID: [ijraset@gmail.com](mailto:ijraset@gmail.com)**

# **KIOT Alumni Web Portal Management and Maintenance System Using PHP**

Mr.S.S.Aravinth<sup>1</sup>, Mrs.A.Priyadharshini<sup>2</sup>, Ms.S.Sowmya<sup>3</sup>, Mr.E.Arun<sup>4</sup>, Mr.B.Balaji<sup>5</sup>

<sup>1,2</sup>Assistant Professor, CSE Department, <sup>3,4,5</sup>III Year - CSE

Knowledge Institute of Technology, Salem

**Abstract-**A recent trend in society is social networking, a powerful tool for people to meet and interact based on common interests. There are many languages to create social networking sites. Among them PHP is a tool which is used to create social networking site. KIOT alumni portal is mainly used to connect the people who all studied in KIOT. KIOT Alumni Portal is an online social platform that serves old Students, faculty members and other employees of the college to be in touch with each other when they leave the college after their graduation. It paves way for the students to interact with other people to help in terms of careers, business and much more. Many institutions including colleges and universities maintain the present and past student's information manually. This method is difficult in terms of managing and retrieving information. Also the information required may be unavailable and mislead. This KIOT alumni application allows students, register and then search the data of different criteria. It even updates the information and possesses a centralized database. Moreover a user can gain information of all the other registered users since they are alumni of our college.

## **I. INTRODUCTION**

### *A. Overview*

KIOT Alumni portal is a non-profit online social network; it is designed for anyone around the world belonging to KIOT and KBSS. The main theme of the KIOT Alumni portal is to increase interaction of sharing knowledge and even to build a network among the community of KIOT alumni. This project is being worked and enhanced by a core group of KIOT – CSE Department students and it is supported by KIOT trust.

*1) Objective:* Main objective is to develop a social networking site for KIOT and KBS alumni students and current students. This social networking site is mainly used to communicate with alumni's of KIOT and KBSS. All the users of alumni portal are verified by admin. Nowadays, there are many third party online systems that host alumni systems. Those social networks are owned by advertisers. Whatever post that is shared, making friends and even the link that is followed are tracked and recorded to convert into data. But KIOT alumni portal is a simple, worth and ad-free social network. Here all the data are secured and data about the users would not be sold to the third parties including advertisers or data brokers.

## **II. SYSTEM ANALYSIS**

### *A. Existing System*

The most recent development in alumni systems is the use of social networking sites to connect with alumni. Nowadays, there are many third party online systems that host alumni systems. The social networks such as Facebook, Twitter, LinkedIn of which most of the students use, may have an open user approach where anyone can join and co-opt the online activities of the alumni. Nowadays various private sites are providing user friendly platform that allows students to communicate with each other as peer and as well as groups. Some of the educational institutions are utilizing this service to maintain their alumni instead of creating new software. These types of institutions are trying to incorporate the alumni systems to some of the professional websites. The social network sites have also gone a bit further in catering to alumni systems. For example, the Caltech Alumni on LinkedIn have a Caltech Alumni Logo which appears on their profile next to their name. The link between the alumni and non-alumni network acts as a multiplier that magnifies the value of each network.

### *B. Proposed System*

The proposed Smart Alumni System has been implemented using PHP. The implemented system provides a platform for communication and active interaction between alumni as well as current students, faculty, and other personnel affiliated with the

## International Journal for Research in Applied Science & Engineering Technology (IJRASET)

university. Each stakeholder is classified into user sub-groups of a specific kind whose permissions and functionalities are pre-defined. Users of different kind are allowed to interact among themselves and also with users from different sub-groups in order to achieve common objectives or mutually beneficial tasks. It has been shown that proposed Smart Alumni System can benefit from data mining principles in order to provide an enriched experience and interactive functionalities to users of the system

Modules description

Problem definition

Nowadays, there are many third party online systems that host alumni systems. The social networks such as Facebook, Twitter, LinkedIn of which most of the students use, may have an open user approach where anyone can join and co-opt the online activities of the alumni. Third party sites are playing an important role in alumni.

### III. OVERVIEW OF THE PROJECT

This project is mainly aimed by GRL to make a mutual tool that works for all protocol test results and also to make report generation easier. And its main goal to train the test engineer to make the report independently without depending on the software engineer. This tool should make result maintenance easier and in structured manner. And it should be available in one central place where it is easily accessible to everyone who needs it. And it must be platform independent. So an online tool has been made which satisfies all the requirements.

#### A. Modules

Login Management

Admin Dashboard

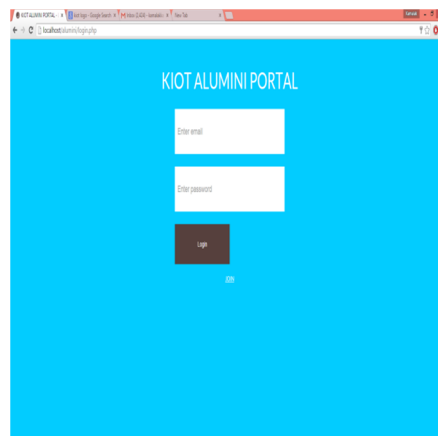
User Validation

Event Creation

Batch Verification

Chat Box

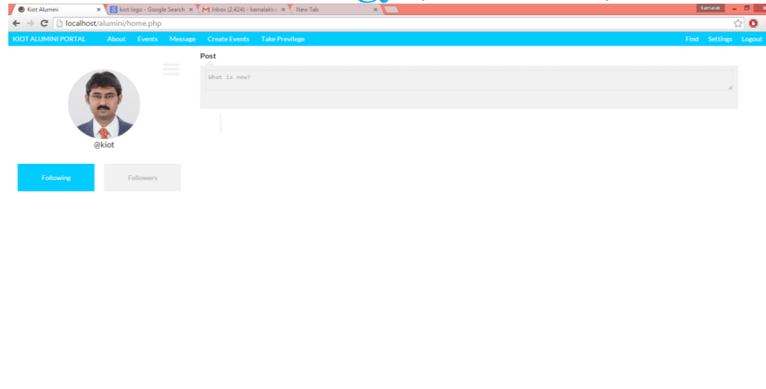
##### 1) Login Management



In this module each php page is secured with the login session data. If the session data is not found the page will redirect to `not_loggedin.php` where admin and user needs to login (i.e., Username or email and password) to login. If the login is successful it redirects to the corresponding page. If the user logged-in is in group of admin it redirects to admin dashboard and gives the full control over the software. If it is employee it restricts the admin dashboard and restricts full control of the software. If it is a customer it gives only access to the report generation and the account settings. And once the user is logged-in it sets the local storage variable as true. Once the user logged-out it sets the local storage variable to false, it helps logout at once if it user works in multiple tab in browser. If the user enters the password incorrectly for three times, then that user will be blocked temporarily.

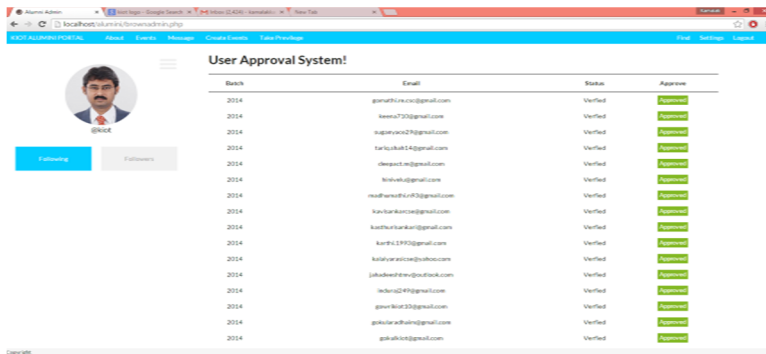
##### 2) Admin Dashboard

# International Journal for Research in Applied Science & Engineering Technology (IJRASET)



This module is accessible by the admin users where they can perform special functions and live log of the system. Dashboard has the following functionalities.

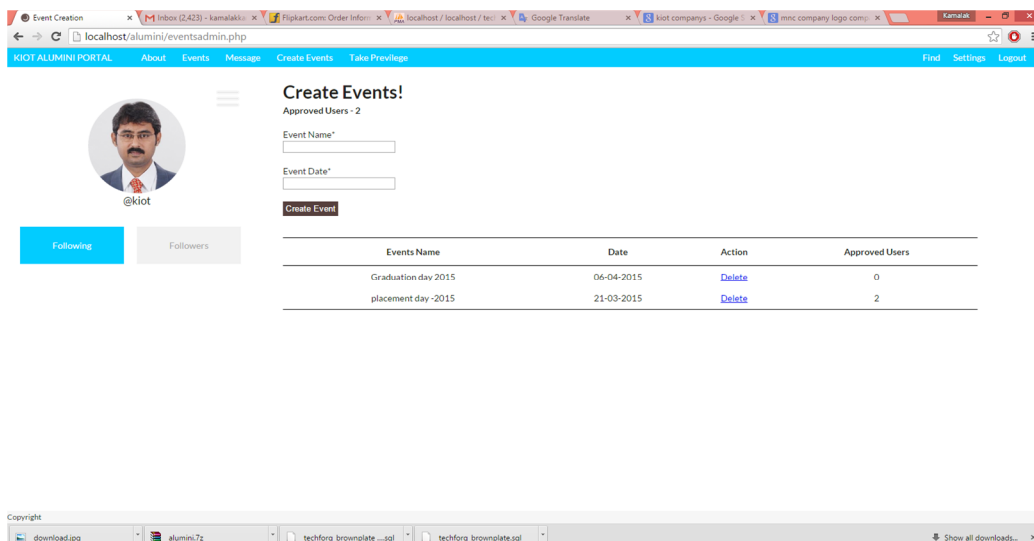
### a) User Authentication



This module is accessed by the admin. This module aims to verify user whether the user is related to our college or not. This requires user name, user Email, and IP address and country. The user name, user Email, and IP address and country will be approved or rejected. It does not allow adding duplicate user. And it also has the functionality of search in the dropdown box which helps the user to filter and then select.

3) *User Validation:* This module is accessible by admin. The goal of this module is to verify the user whether the user is related to our college or not. This requires user details such as name, Email ID of the user and IP address. Here user name, Email ID, IP addresses and country approved or rejected. This does not allow adding duplicate user. And it also has the functionality of search in the dropdown box which helps the user to filter and select.

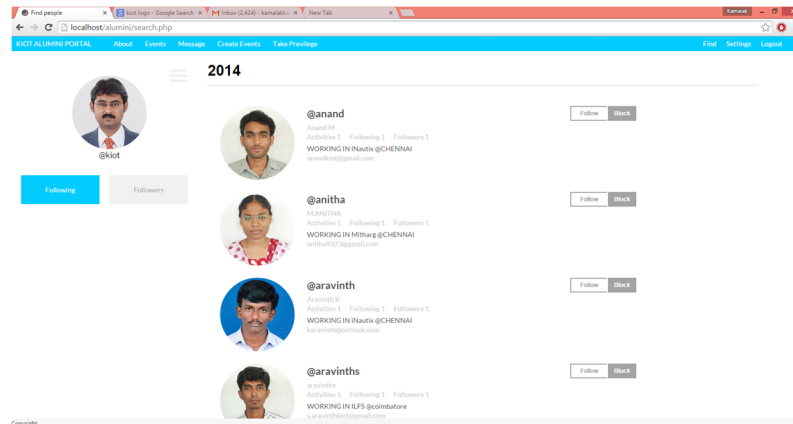
### 4) Event Creation



## International Journal for Research in Applied Science & Engineering Technology (IJRASET)

This module is the major part of the project which is used to create an event. Every new event can be created by the admin, the date of the event and about the event description will be displayed by the admin. Every user can view this event details but they cannot modify anything in the event page. The admin can pass the message to every one about the event and where the event going to take place. The admin can also delete the event which is not in use. Each event carry an id which is used to mention how many events are introduced so far. For each event description is for the users view. Every user can view the description and note the event details. User can view and if they wish to participate in any event they can press the accept button. By pressing the accept button the user will join in the event. This information is viewed by the admin and admin views whether the users were approved for the event.

### 5) Search Users



Search option is mainly used to search each user. In the search option everyone can able to search every detail like batch, location, company and name. This search option created in very user-friendly manner. Ajax script is implemented to get the data from the table. And it reduces the time efficiency for the end user.

## IV. SYSTEM IMPLEMENTATION

System implementation involves creating or acquiring the various system components such as software, hardware, and database etc., defined in the design step, assembling then and putting the new system into operation. The primary goal of system implementation is to develop a source code which is easy to read and to understand and clarify the sources code of a source project. The implementation should provide a well-defined set of software requirements. Source code is intensified using structural coding techniques by good coding style, appropriate supporting documents, good internal comments etc. As the process of implementation is quite peculiar and special, the user is trained to feel comfortable with the new project. Since it is developed in PHP with MySQL as backend, it provides user friendly environment.

## V. CONCLUSION AND FUTURE ENHANCEMENT

### A. Conclusion

The primary goal of this paper is to identify action initiatives that make up the "ALUMNI PORTAL". A common aggregation tool for different protocols that works online is made. Considering the confidentiality of the project a secure communication is made with the server over SSL and fixed several security holes. With the advanced GUI features the complexity is reduced while using the software and also made a responsive interface.

### B. Scope for Future Enhancement

Even though the goal of the tool is fulfilled partially, this software works as an online tool. In the fourth coming years it have been planned to make it as a web service that would be platform independent. This implementation will help other testing companies to utilize this Software as a Service (SaaS) to enhance their productivity and reduce the man power. Thus it would be an effective product of the company.



10.22214/IJRASET



45.98



IMPACT FACTOR:  
7.129



IMPACT FACTOR:  
7.429



# INTERNATIONAL JOURNAL FOR RESEARCH

IN APPLIED SCIENCE & ENGINEERING TECHNOLOGY

Call : 08813907089  (24\*7 Support on Whatsapp)