



IJRASET

International Journal For Research in
Applied Science and Engineering Technology



INTERNATIONAL JOURNAL FOR RESEARCH

IN APPLIED SCIENCE & ENGINEERING TECHNOLOGY

Volume: 8 Issue: X Month of publication: October 2020

DOI: <https://doi.org/10.22214/ijraset.2020.31605>

www.ijraset.com

Call:  08813907089

E-mail ID: ijraset@gmail.com

Inhibiting Properties of Hexamine as Corrosion Inhibitor for Zinc in (HNO₃ + H₃PO₄) Binary Acid Mixture

R. T. Vashi¹, H. M. Bhajiwala², V. A. Champaneri³, N. I. Prajapati⁴

^{1,2}Department of Chemistry, Navyug Science College, Rander road, Surat, India.

³B. K. M. Science College, Tithal Road, Valsad, Gujarat, India.

⁴Research Scholar, C. B. Patel Computer College & J. N. M. Patel Science College, Surat, Gujarat, India.

Abstract: The inhibition of corrosion of zinc in (HNO₃+ H₃PO₄) binary acid mixture by hexamine has been investigated by using weight loss, temperature effect and polarization techniques. As acid concentration increases corrosion rate and inhibition efficiency (I.E.) increases. As inhibitor concentration increases corrosion rate decreases while percentage of I.E. increases. As temperature increases, corrosion rate increases while percentage of I.E. decreases. Maximum I.E. of Hexamine was found up to 81.00 % at 1.0 % inhibitor concentration in (0.10 N HNO₃ + 0.10 N H₃PO₄) solution. Higher values of mean energy of activation 'E_a' indicates physical adsorption of the inhibitor on metal. Positive value of entropy of adsorption 'ΔS_a' indicates that the corrosion process is entropically favourable. The plot of log (θ/1-θ) versus log C results in a straight line suggest that the inhibitor cover both the anodic and cathodic regions through general adsorption following Langmuir isotherm. Polarization curve indicates that inhibitor act as anodic type.

Keywords: Corrosion, Zinc, (HNO₃ + H₃PO₄) acid mixture, Hexamine, Polarization.

I. INTRODUCTION

Corrosion is the deterioration of metal by chemical attack or by reaction with its environment. The problem of corrosion is of considerable importance, nowadays due to increase in uses of metals and alloys. Zinc is one of the most important non-ferrous metals, which finds extensive use in metallic coating. Nitric acid is very strong and highly corrosive mono protic acid having ability to dissolve metals, which are inert to most ordinary acids. The main use of nitric acid is for the production of fertilizers. Phosphoric acid is a major chemical product which has many important uses especially in the production of fertilizers [1,2]. One of the methods used to reduce the rate of metal corrosion is the addition of inhibitors. Aromatic, aliphatic and heterocyclic amines have been extensively investigated as corrosion inhibitors [3,4]. Many researchers [5-9] studied corrosion inhibition of zinc in different acids using various organic and green inhibitors. Hexamine was reported as effective corrosion inhibitor for different metal in various acids [10-15]. In the present work, the corrosion of zinc by (HNO₃+ H₃PO₄) binary acid mix containing hexamine as an inhibitor was evaluated by using weight loss, temperature and Electrochemical Polarization techniques.

II. EXPERIMENTAL SECTION

A. Preparation of Sample and Solution

The zinc specimens with a chemical composition of 98.50 % Zn, 0.03 % Pb, 0.02 % Cd and 0.01% Fe were used in the present study. Rectangular specimens (5.5 x 2.5 x 0.2 cm) of zinc having an area of 0.2935 dm² were used. The specimens were cleaned by washing with distilled water, degreased by acetone and finally dried and weighted by using electronic balance. A binary acid mixture (HNO₃+ H₃PO₄) having concentration of 0.01, 0.05 and 0.10 N was used as corrosive solution prepared by diluting analytical grade purchased from Merck using double distilled water.

B. Weight loss Measurement

For weight-loss measurement, the zinc coupons were each suspended and completely immersed in 230 mL of 0.01, 0.05 and 0.10 N acid concentration in absence and presence of different concentrations of hexamine at 301± 1 K for 24 h immersion period. After the test, specimens were cleaned by 10% chromic acid solution having 0.2 % BaCO₃ for a period of about 2 minutes [16]. After cleaning, test specimens were washed with distilled water followed by acetone and dried with air. From the weight loss data, corrosion rate (CR) was calculated.

C. Temperature effect

To study the effect of temperature on corrosion rate of zinc, the specimens were immersed in 230 ml of (0.05 N HNO₃+ 0.05 N H₃PO₄) mix acid. Weight loss was determined at solution temperature of 313, 323 and 333 K for an immersion period of 3 h in absence and presence of hexamine at 0.1, 0.5 and 1.0 % concentration.

D. Potentiodynamic Polarization Measurement

For polarization study, zinc specimens having as area of 0.047 dm² were immersed to 230 mL binary acid mixture (0.01 N HNO₃ + 0.01 N H₃PO₄) in absence and presence of 1.0 % inhibitor concentration. The test cell includes the metal specimen as a working electrode, corrosive solution in which the specimen was to be tested and saturated calomel electrode (SCE) as a reference electrode as well as Platinum electrode as an auxiliary electrode. The polarization study was made by using Potentio-Galvano-Scan (Weaving PGS 81) meter. Before each electrochemical measurement, the working electrode were allowed to stand for 20 min. in test allowed to establish a steady-state open circuit potential (OCP). Polarization curves were plotted with potential against log current density (called Tafel plots). Cathodic and anodic polarization curves give cathodic and anodic Tafel lines correspondingly. The intersect point of cathodic and anodic Tafel lines gives the corrosion current (i_{corr}) and the corrosion potential (E_{corr}) [17]. Cathodic Tafel slope (β_c) and anodic Tafel slope (β_a) were calculated from the software installed in the instrument.

III. RESULTS AND DISCUSSION

A. Weight Loss Experiments

The corrosion rate of zinc in 0.01, 0.05 and 0.10 N (HNO₃+ H₃PO₄) binary acid solution in absence and presence of 0.1, 0.5 and 1.0 % concentration of Hexamine at 301 ± 1 K for an exposure period of 24 h was calculated from the weight loss data using the following equation:

$$CR (mg/dm^2d) = \frac{\text{Weight loss (gm)} \times 1000}{(\text{metal surface area}) dm^2 \times \text{day}} \quad (1)$$

I.E. has been calculated as follows:

$$I.E. = \frac{W_u - W_i}{W_u} \times 100 \quad (2)$$

Where, W_u is the weight loss of metal in uninhibited acid and W_i is the weight loss of metal in inhibited acid. The degree of surface coverage ‘θ’ for different concentration of the inhibitor in acidic media have been evaluated from weight loss experiment using the equation:

$$\theta = \frac{W_{uninh} - W_{inh}}{W_{uninh}} \quad (3)$$

B. Effect of Acid Concentration

The rate of corrosion increases with increase in acid concentration. The corrosion rate was 146.50, 774.10 and 1417.03 mg/dm².d corresponding to 0.01, 0.05 and 0.10 N (HNO₃+ H₃PO₄) binary acid concentrations respectively for an exposure period of 24 h at 301± 1 K as shown in Table-1.

Table 1 Effect of acid concentration on corrosion rate (CR) and I.E. of zinc at various concentrations of (HNO₃+ H₃PO₄) binary acid containing Hexamine as inhibitor for an immersion period of 24 h at 301 ± 1 K.

Inhibitor concentration (%)	Acid concentration					
	0.01 N		0.05 N		0.10 N	
	CR (mg/dm ² d)	I.E. (%)	CR (mg/dm ² d)	I.E. (%)	CR (mg/dm ² d)	I.E. (%)
Blank	146.50	-	774.10	-	1417.03	-
0.1	71.81	50.98	335.65	56.64	546.83	61.41
0.5	57.05	61.06	259.56	66.47	425.82	69.95
1.0	49.63	66.12	184.62	76.15	269.24	81.00

C. Effect of Inhibitor Concentration

At constant acid concentration, as the inhibitor concentration increases corrosion rate decreases while I.E. increases. In (0.10 N HNO₃+ 0.10 N H₃PO₄) binary acid mixture the I.E. was found to be 61.41, 69.95 and 81.00% corresponding to 0.1, 0.5 and 1.0 % inhibitor concentration respectively (Table-1) (Fig.1). At constant inhibitor concentration, as acid concentration increases I.E. increase. At 1.0 % inhibitor concentration, the I.E. of hexamine was 66.12, 76.15 and 81.00 % corresponding to 0.01, 0.05 and 0.10 N (HNO₃+ H₃PO₄) binary acid concentration respectively (Table-1).

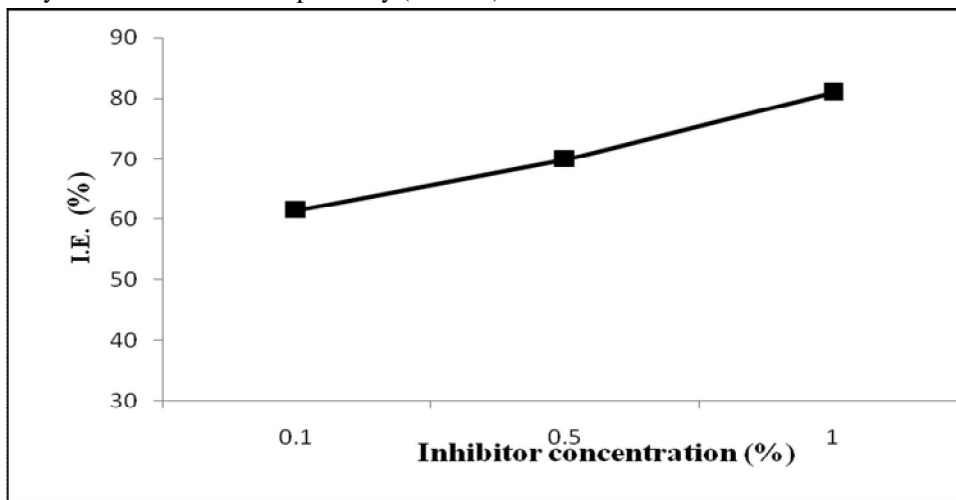


Fig.1 Effect of inhibitor concentration on I.E. of Hexamine for zinc in (0.10 N HNO₃+ 0.10 N H₃PO₄) binary acid mixture at 301 K, 24 h.

D. Temperature Effect

As the temperature increases corrosion rate increases while percentage of I.E. decreases. Corrosion rate was increase as 3952.24, 4418.32 and 4745.60 mg/dm²d corresponding to 313, 323 and 333 K respectively in (0.05 N HNO₃ + 0.05 N H₃PO₄) mix acid (Table-2). Increase in corrosion rate with temperature may be due to the desorption of the adsorbed molecules inhibitor and thus exposing the fresh metal surface to further attack [18], which results in intensification of the kinetic of electrochemical reaction [19] and thus explains the higher corrosion rate at elevated temperature. In (0.05 N HNO₃+ 0.05 N H₃PO₄) at 1.0 % inhibitor concentration, the I.E. for Hexamine was 67.76, 66.41 and 57.23 % corresponding to 303, 313, 323 and 333 K respectively.

Table 2 Effect of temperature on the Corrosion rate (CR), value E_a and Q_{ads} for zinc in (0.05 N HNO₃+ 0.05 N H₃PO₄) acid at various concentrations of hexamine for an immersion period of 3 h.

Inhibitor concentration (%)	Temperature						Mean (E _a) From Equation (4) (kJ mol ⁻¹)	Q _{ads} (kJ mol ⁻¹)	
	313 K		323 K		333 K			313-323 K	323-333 K
	CR (mg/ dm ² d)	I. E. (%)	CR (mg/ dm ² d)	I. E. (%)	CR (mg/ dm ² d)	I. E. (%)			
Blank	3952.24	-	4418.32	-	4745.60	-	8.54	-	-
0.1	2391.12	39.50	3011.12	31.85	3984.16	16.06	20.90	-28.12	-79.91
0.5	1540.24	61.03	2067.36	53.21	2388.32	49.73	22.82	-26.91	-12.47
1.0	1274.24	67.76	1484.08	66.41	2030.00	57.23	23.22	-5.14	-34.93

E. Energy of Activation (E_a)

The value of 'E_a' has been calculated from the slop of log ρ versus 1/T (ρ= corrosion rate, T= absolute temperature) and also with the help of the Arrhenius equation [20].

$$\log \frac{\rho_2}{\rho_1} = \frac{E_a}{2.303R} \left[\left(\frac{1}{T_1} \right) - \left(\frac{1}{T_2} \right) \right] \quad (4)$$

Where ρ_2 and ρ_1 are the corrosion rate at temperature T_1 and T_2 respectively. Results given in Table-2 indicates that mean 'Ea' values were found higher in inhibited acid (Ranging from 20.90 to 23.22 kJ mol^{-1}) than the 'Ea' value for uninhibited system (8.54 kJ mol^{-1}) (Table-2). The higher values of mean 'Ea' indicate physical adsorption of the inhibitors on metal surface [21]. The values of 'Ea' calculated from the slop Arrhenius plot of $\log p$ versus $1/T \times 1000$ (Fig.- 2) and using equation-4 were almost similar.

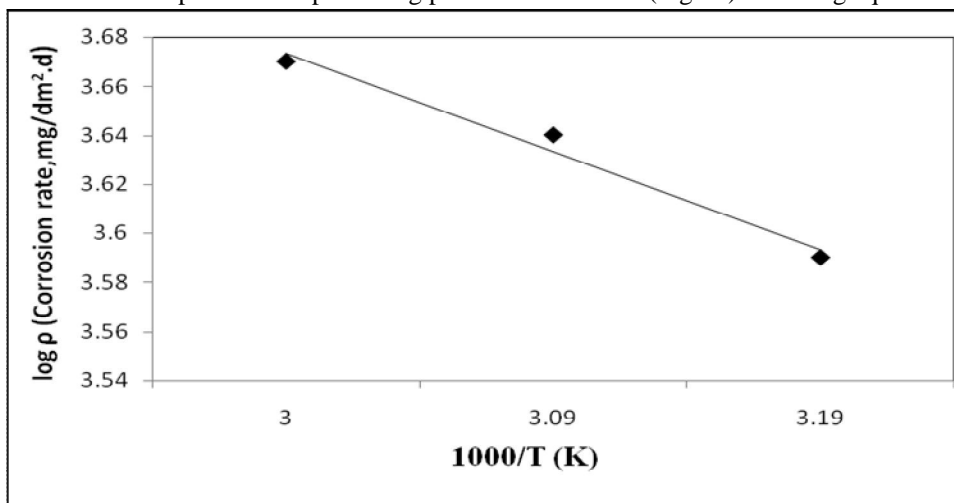


Fig. 2 Arrhenius plots for corrosion of zinc in (0.05 N HNO_3 + 0.05 N H_3PO_4) binary acid mixture in absence and presence of 0.1 % hexamine.

F. Heat of Adsorption (Q_{ads})

The value of ' Q_{ads} ' were calculated by using the following equation [22]:

$$Q_{ads} = 2.303 R \left[\log \left(\frac{\theta_2}{1 - \theta_2} \right) - \log \left(\frac{\theta_1}{1 - \theta_1} \right) \right] \times \left[\frac{T_1 \times T_2}{T_2 - T_1} \right] \quad (5)$$

Where, θ_1 and θ_2 are the fractions of the metal surface covered by the inhibitor at temperature T_1 and T_2 respectively. From Table-2, it is evident that in all cases, the Q_{ads} values were almost negative and ranging from -5.14 to -79.91 kJ mol^{-1} . The negative values of Q_{ads} shows the adsorption process and hence the I.E. decreases with rise in temperature supporting the physisorption mechanism [23].

G. Adsorption Isotherm

Basic information on the interaction between inhibitors and a metal surface can be provided using the adsorption isotherm [24]. The surface coverage ' θ ' suggest that a chemical bond is formed between the metal atoms and the inhibitor molecules. The graph of $\log [\theta / (1 - \theta)]$ vs. $\log C$ for hexamine in (0.10 N HNO_3 + 0.10 N H_3PO_4) was depicted in Fig.-3, which gives straight line with slope values equal to unity indicates that the system follows Langmuir adsorption isotherm [25].

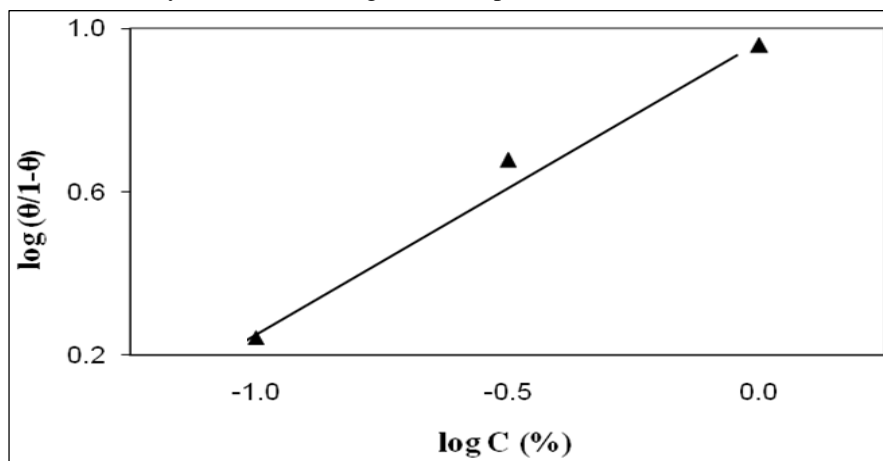


Fig. 3 Plot of $\log [\theta / (1 - \theta)]$ vs. $\log C$ for hexamine in (0.10 N HNO_3 + 0.10 N H_3PO_4) binary acid mix concentration.

H. Free Energy of Adsorption ($\Delta G^{\circ}a$)

The values of ' ΔG_a ' was calculated with the help of the following equation [26].

$$\log C = \log \left[\frac{\theta}{1 - \theta} \right] - \log B \quad (6)$$

Where, $\log B = -1.74 - (\Delta G_a / 2.303 RT)$, C is the inhibitor concentration and R is the gas constant.

The value of ΔG_a° was negative which reflects that the adsorption of the inhibitor is spontaneous process. ΔG° ads values up to -20 kJ mol^{-1} are associated with the electrostatic interaction between any inhibitor and the charged metal electrode surface (physical adsorption), and values up to -40 kJ mol^{-1} or higher indicate charge transfer sharing between the inhibitor and the charged metal surface [27,28]. In present study, mean ΔG_a° values were found in a range from -16.63 to $-25.70 \text{ kJ mol}^{-1}$ indicates the presence of an interaction between hexamine molecules and the zinc surface, which signifies the occurrence of physical adsorption type, along with slight chemical adsorption too. This is also supported by the fact that the I.E. of the investigated inhibitor decreases at higher temperature.

I. Enthalpy of Adsorption ($\Delta H^{\circ}ads$)

ΔH_a° was calculated using the following equation:

$$\Delta H_a^{\circ} = E_a - RT \quad (7)$$

The results revealed that ΔH_a° values was positive ($26.29 \text{ kJ mol}^{-1}$) indicating the endothermic nature of the reaction suggests that higher temperature favours the corrosion process [29].

J. Entropy of Adsorption ($\Delta S^{\circ}ads$)

ΔS_a° was calculated [30] using following equation:

$$\Delta S_a^{\circ} = \Delta H_a^{\circ} - \Delta G_a^{\circ} / T \quad (8)$$

Value of ΔS_a° was found positive ($0.15 \text{ kJ mol}^{-1} \text{ K}^{-1}$) indicates the affinity of the adsorbent for the inhibitor and the corrosion process is entropically favourable [31].

K. Potentiodynamic Polarization Measurements

Potentiodynamic polarization curves of zinc in (0.01 N HNO_3 + 0.01 N H_3PO_4) in absence and presence of 1.0 % hexamine were shown in Fig. 4. Electrochemical parameters such as corrosion potential (E_{corr}), corrosion current density (i_{corr}), anodic Tafel slope (β_a), cathodic Tafel slope (β_c) and percentage I.E. were given in Table-3. The curves show polarization of both, the cathodes as well as anodes. I.E. calculated from corrosion current obtained by the extrapolation of the cathodic and anodic lines. I.E. from Tafel plots agree well (within $\pm 1 \%$) with the values obtained from weight loss data. In general, an inhibitor is anodic or a cathodic if the variation of E_{corr} against the blank is higher or above than 85 mV [32]. In present study, the displacement of the E_{corr} was 103 mV, which suggest that hexamine function as an anodic type of inhibitor.

I.E. from (i_{corr}) was calculated using following equation [33]:

$$\text{I.E. (\%)} = \frac{i_{\text{corr}(\text{uninh})} - i_{\text{corr}(\text{inh})}}{i_{\text{corr}(\text{uninh})}} \times 100 \quad (9)$$

Where $i_{\text{corr}(\text{uninh})}$ indicates corrosion current density in uninhibited acid whereas $i_{\text{corr}(\text{inh})}$ indicates corrosion current density in inhibited acid.

Table 3 Polarization data and inhibition efficiency (IE %) of hexamine for zinc in (0.01 N HNO_3 + 0.01 N H_3PO_4) acid at 1.0 % Hexamine.

System	E_{corr} (mV)	I_{corr} ($\mu\text{A}/\text{cm}^2$)	Tafel slope (mV/decade)		B (mV)	I. E. (%) From methods	
			β_a	$-\beta_c$		By Weight Loss	By polarization
Blank	-935	0.1800	400	562	101.6	-	-
Hexamine	-832	0.0620	468	794	128.0	66.12	65.55

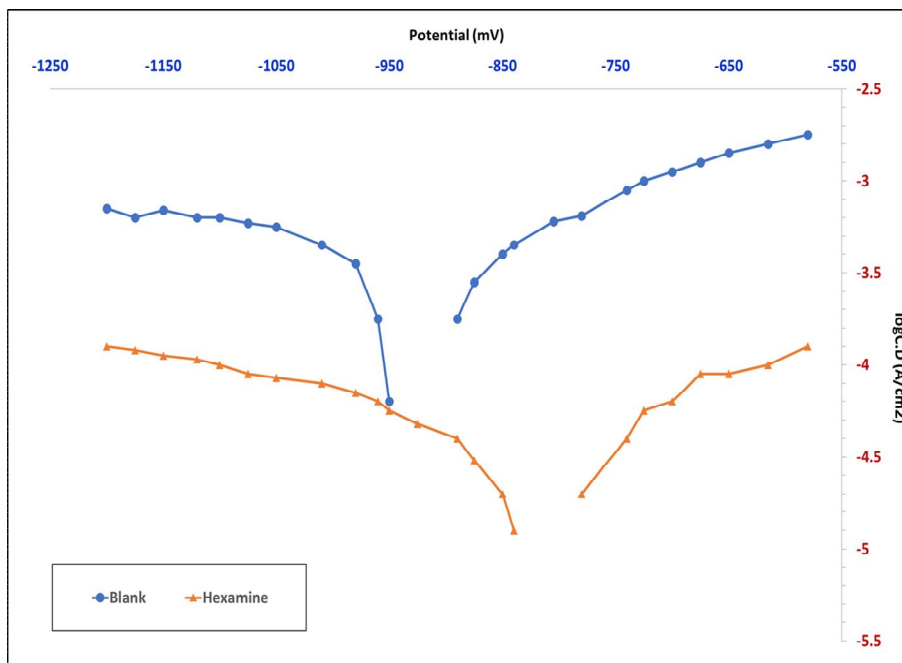
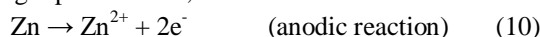


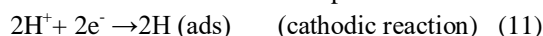
Fig .4 Polarisation curves for corrosion of zinc in (0.01 N HNO₃+ 0.01 N H₃PO₄) binary acid mixture in absence and presence of 1.0 % hexamine.

L. Mechanism of Corrosion

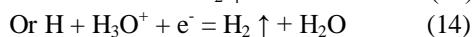

Generally, zinc dissolves in mix acid solution due to somewhat hydrogen type of attack, the reaction taking place at the microelectrodes of the corrosion cell being represented as,



Reduction reaction is indicated by a decrease in valence or the consumption of electrons.



H₂ gas is liberated by any of the two following reactions:



M. Mechanism of Corrosion Inhibition by Hexamine

The mechanism of inhibition of corrosion is believed to be due to the formation and maintenance of a protective film on the metal surface.

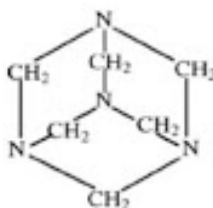


Fig.5 Structure of Hexamine

Macro molecular size and higher number of N-atoms of hexamine [34] might have covered almost all active source of zinc. Four nitrogen atom of the hexamine having high electron density must have functioned as the reaction centre [35] and the hexamine molecules might have been chemisorbed to form a thin monolayer on the zinc surface. The inhibitor action can be accounted by the interaction of lone pair of electrons in the nitrogen atom on the positively charged metal surface. The presence of six methylene groups also helps to lead to an enhancement of electron density at the nitrogen atom, which enhances its adsorption on the metal surface and basic strength of hexamine by inductive effect.

IV. CONCLUSION

On the basis of the study the following conclusions can be drawn:

- A. As acid concentration increases corrosion rate increases with increase in I.E.
- B. At constant acid concentration, as inhibitor concentration increases corrosion rate decreases while I.E. increases.
- C. As temperature increase corrosion rate increases while I.E. decreases.
- D. Hexamine showed maximum I.E. of 81.00 % at 1.0 % inhibitor concentration in (0.10 N HNO₃ + 0.10 N H₃PO₄).
- E. The values of Ea obtained in the presence of the inhibitor were higher compared to the blank which indicates that inhibitor was more effective at lower temperature.
- F. The values of ΔG° ads were negative, which reveals the spontaneous adsorption of inhibitor onto metal surface.
- G. Plot of $\log [\theta / (1 - \theta)]$ vs. $\log C$ shows straight line with almost unit slope, which suggest that the inhibitor cover both anodic and cathodic regions through general adsorption following Langmuir isotherm.
- H. Polarization curves indicates that hexamine act as anodic type of inhibitor.

V. ACKNOWLEDGEMENT

The authors are thankful to the Department of Chemistry, Navyug Science College, Surat for providing laboratory facilities.

REFERENCES

- [1] A. C. Hart, "Resistance of nickel-containing alloys in phosphoric acid", Br. Corros. J., 1971, 6(5), 205-210.
- [2] R. M. Saleh, M. M. Badran, A. A. Alhosary, H. A. El Dahan, "Corrosion inhibition of 304 SS in H₃PO₄-Cl⁻ solutions by chromium, molybdenum, nitrogen, tungsten and boron anions", Br. Corros. J., 1988, 3, 105-108.
- [3] I. A. Akpan, N. O. Offiong, "Effect of Ethanolamine and Ethylamine on the Entropy Content of the Corrosion of Mild Steel in Tetraoxosulphate (VI) acid Solution", Chem. and Materials Res., 2012, 2(7), 40-47.
- [4] A. S. Fouda, A. M. El-Desoky, M. A. Diab, A. H. Soliman, "Corrosion protection of carbon steel in hydrochloric acid solutions using heterocyclic compounds", Int. J. of Advanced Res., 2014, 2(3), 606-628.
- [5] H. M. Bhajiwala, R. T. Vashi, "Ethanolamine, diethanolamine and triethanolamine as corrosion inhibitors for zinc in binary acid mixture (HNO₃ + H₃PO₄)" Bull. Electrochem., 2001, 17(10), 441-448.
- [6] R. T. Vashi, H. M. Bhajiwala, "Corrosion inhibition effect of ethylamines on zinc in (HNO₃ + H₃PO₄) binary acid mixture", Der Pharma Chemica, 2010, 2(2), 272-280.
- [7] R. T. Vashi, S. A. Zele and N. I. Prajapati, Aniline as Corrosion Inhibitor for Zinc in H₂SO₄ Solutions: Kinetic, Adsorption and Thermodynamic Considerations, Int. J. of Green and Herbal Chem., 2020, Sec. A; 9(1), 034-044. DOI:10.24214/IJGHC/GC//9/1/03444.
- [8] R. T. Vashi, S. A. Zele, B. B. Patel, "Inhibitory Properties of N, N-Diethylaniline for Zinc in H₂SO₄ Solutions", Int. J. of Green and Herbal Chem., 2019, Sec. A, 8 (2), 525-538. DOI: 10.24214/IJGHC/GC/8/2/52538.
- [9] P. Deepa Rani, A. Petchiammal, S. Selvaraj, T. Nanthini and S. Mariammal, "The effect of Eugenia jambolana on zinc in 1.0 N hydrochloric acid environment", Int. J. of Green and Herbal Chem., 2013, Sec. A, 2(3), 510-521.
- [10] R. T. Vashi, H. M. Bhajiwala, S. A. Desai, "Hexamine as corrosion inhibitor for zinc in (HNO₃ + H₂SO₄) binary acid mixture", Der Pharma Chemica, 2013, 5(2), 237-243.
- [11] R. T. Vashi, H. M. Bhajiwala, S. A. Desai, "Hexamine as corrosion inhibitor for zinc in (HNO₃ + HCl) binary acid mixture", Multi Disciplinary Global Quest, 2013, 2(3), 1-9.
- [12] D. D. N. Singh, T. B. Singh, B. Gaur, "The role of metal cations in improving the inhibitive performance of hexamine on the corrosion of steel in hydrochloric acid solution", Corros. Sci., 1995, 37(6), 1005-1019.
- [13] Manju Kumari, "Use of hexamine as corrosion inhibitor for carbon steel in hydrochloric acid", Int. J. of Advanced Edu. Res., 2017, 2(6), 224-23.
- [14] R. T. Vashi, Diksha Naik, "Hexamine as corrosion inhibitor for zinc in phosphoric acid", E-J Chem., 2010, 7(S1), S1-S6.
- [15] R. T. Vashi, Krunal Desai, "Hexamine as corrosion inhibitor for zinc in hydrochloric acid", Der Pharma Chemica, 2012, 4(5), 2117-2123.
- [16] E. G. Stroud, "The quantitative removal of corrosion product from zinc", J. Appl. Chem., 1951, 1, 93-95.
- [17] A. Y. El Etre, M. Abdallah, Z. E. El-Tantawy, "Corrosion inhibition of some metal using Lawsonia extract", Corros. Sci., 2005, 47 (2), 385.
- [18] M. A. Deyas, "Egyptian licorice extract as a green corrosion inhibitor for copper in hydrochloric acid solution", J. Ind and Eng. Chem., 2015, 22, 384-389.
- [19] J. Halambek, A. Zutinic, K. Berkovic, "Ocimum basilium L. oil as corrosion inhibitor for aluminum in hydrochloric acid solution", Int. J. Electrochem. Sci., 2013, 8, 11201-11214.
- [20] G. R. Bruker, P. B. Phipps, "Aliphatic amines as corrosion inhibitors for zinc in hydrochloric acid", Corros. Chem ACS, 1979, 293.
- [21] M. G. Hosseini, S. F. L. Mertens, M. R. Arshadi, "Synergism and antagonism in mild steel corrosion inhibition by sodium dodecylbenzenesulphonate and hexamethylene tetraamine", Corros. Sci., 2003, 45, 1473-1489.
- [22] R. H. Thomson, "Naturally Occurring Quinones". third ed., Academic Press, London, New York, 1971, 74.
- [23] J. S. Martinez, M. Matikos-Hukovic, "A nonlinear kinetic model introduced for the corrosion inhibitive properties of some organic inhibitors", J. Appl. Electrochem., 2003, 33, 1137-1147.
- [24] K. F. Khaled, "The inhibition of benzimidazole derivatives on corrosion of iron in 1 M HCl solutions", Electrochim. Acta., 2003, 48, 2493.
- [25] G. Mu, X. Li, G. Liu, "Synergistic inhibition between 60 and NaCl on the corrosion of cold rolled steel in 0.5 M sulfuric acid", Corros. Sci., 2005, 47, 1932.



- [26] T. T. Bataineh, M. A. Al-Qudah, E. M. Nawafleh, N. A. F. Al Rawashdeh, "Sinapis alba extract as green corrosion inhibitor for aluminium in alkaline media", *Int. J. Electrochem. Sci.*, 2014, 9, 3543-3557.
- [27] F. M. Donahue, K. Nobe, "Theory of organic corrosion inhibitors and linear free energy relationship", *J. Electrochem. Soc.*, 1965, 112, 886-891.
- [28] H. Ashassi, B. Shaabani, D. Seifzadeh. "Corrosion inhibition of mild steel by some Schiff base compounds in hydrochloric acid", *Appl. Surf. Sci.*, 2005, 239, 154-164.
- [29] A. S. Yaro, A. A. Khadom, H. E. Ibraheem, "Peach juice as an anti-corrosion inhibitor of mild steel", *Anticorrosion Methods and Materials*, 2011, 58(3), 116-124.
- [30] B. M. Prasanna, B. M. Praveen, N. Hebbar, T. V. Venkatesha, "Anticorrosion potential of hydralazine for corrosion of mild steel in 1 M Hydrochloric acid solution", *J. Fund. Appl. Sci.*, 2015, 7(22), 222-243.
- [31] R. M. Issa, A. Z. El-Sonbati, A. A. El-Bindary, H. M. Kera, Polymer complexes XXXIV. "Potentiometric and thermodynamic studies of monomeric and polymeric complexes containing 2-acrylamidosulphadiazine", *Eur. Polym. J.*, 2002, 38(3), 561-566.
- [32] W. Li, X. Zhao, F. Liu, B. Hou, "Investigation on inhibition behavior of S- triazole- derivatives in acidic solution", *Corros. Sci.*, 2008, 50, 3261- 3266.
- [33] A. M. Shah, A. A. Rahim, S. A. Hamid, S. Yahya, "Green inhibitors for copper corrosion by mangrove tannin", *Int. J. Electrochem. Sci.*, 2013, 8(2), 2140.
- [34] I. L. Finar, *Organic Chemistry*, Vol II, ELBS and Longman, 1959, 153.
- [35] R. C. Ayers, N. Hackerman, "Corrosion inhibition in HCl using methyl pyridines", *J. Electrochem. Soc.*, 1963, 110(6), 507-513.



10.22214/IJRASET



45.98



IMPACT FACTOR:
7.129



IMPACT FACTOR:
7.429



INTERNATIONAL JOURNAL FOR RESEARCH

IN APPLIED SCIENCE & ENGINEERING TECHNOLOGY

Call : 08813907089  (24*7 Support on Whatsapp)