



IJRASET

International Journal For Research in
Applied Science and Engineering Technology



INTERNATIONAL JOURNAL FOR RESEARCH

IN APPLIED SCIENCE & ENGINEERING TECHNOLOGY

Volume: 8 Issue: XI Month of publication: November 2020

DOI: <https://doi.org/10.22214/ijraset.2020.32336>

www.ijraset.com

Call:  08813907089

E-mail ID: ijraset@gmail.com

IOT based Smart Home with Load Control

P. Tejaswi¹, P. Venkatapathi².

¹M.Tech Scholar, ²Associate Professor, Department of Electronics and Communication Engineering, Malla Reddy College Of Engineering

Abstract: *The design & growth of a smart monitoring controlling system for household electrical appliances in real time has informed in this paper. The system principally monitors electrical parameters of household applications as voltage sensor, current sensor & then calculates the power spent. The innovation of this system is implementation of controlling mechanism of appliances in different ways. The system is a low-cost and flexible in operation and thus can save electricity expense of the consumers thru progression of Automation technic; lifetime is receiving humbler & fast features. In today's universal Involuntary systems are chosen over physical system.*

The speedy growth in number of clients of internet concluded with previous era has finished Internet a part & section of life, & IOT is new & developing internet technic. IOT rising N/W of every-day thing from manufacturing mechanism to customer properties to pass info & whole errands while busy with doings. Wireless Home-based Automation system by means of IOT is a system uses PC or mobiles to control basic homebased purposes & features inevitably concluded net from any-where from place to place the global, an automatic home-grown is sometimes called a smart-home. It meant to save electricity along with humanoid energy. The household computerization system changes by other system by letting the client to operate device from any-where around the universe by the internet.

Keywords: *Arm-7, Internet of things (IOT), GSM, LCD, WI-FI.*

I. INRODUCTION

Growth of Home computerization of manufacturing using ARM-7 processor constructed on IOT. It can labelled as relating day-to-day items similar smart-phones, Net TV's, sensors & actuators to the cyberspace wherever the devices are logically connected composed allowing renewed forms of communication among things & public and amongst effects themselves. IOT can comprehended 3 paradigms_Net focused on, things concerned with (sensors) & semantic oriented. With the initiation of skill. the world everywhere is getting automatic.

Automatic systems are preferred ended physical systems, as they energy effectual & minimalize the essential for deadly physical work also make everyday jobs easier-faster, foremost to extra manufacturing o/p. We suggest an net founded company mechanisation pc that lets one industry operative to switch industry applications by ease via ARM-7 processor & IOT. Future system agrees computerization of manufacturing loads to attain automation over internet. We use IOT for the web-serve crossing point & ARM-7 processor to development & track circuit loads. Operator is permissible to send guidelines for machineries load switch over internet by means of IOT from anyplace in the universe through internet.

The ARM-7 computer imprisons these commands through net over WI-FI connection. Now ARM-7 procedures established data to excerpt user instructions . Afterward receiving commands it shows on LCD display. And similarly, shifts the loads ON-OFF created on receiver command to attain operator desired output. The system consequently achieves industry computerization over IOT via ARM-7 processor.

II. MOTIVATION

The new-age of skill has re-defined message. Maximum humans now-a-days consume admission to mobile_phones & Universal indeed has become a world-wide villages. somewhat given moment, particular separate can be communicated through the mobile_phone. But then the application of cell cannot fair be circumscribed to sending message. New-fangled innovations & thoughts can be produced from it that can additional enhance it's abilities.

Knowledges as Infra-red, Bluetooth, etc which has established in recent years energies to demonstration the very fact that perfections are in fact conceivable & these developments have relieved our lifespan & the method we living. Remote administration of more than a few home & office applications is a topic of mounting interest too in recent years we have got lot systems provided that such controllers.

III. LITERATURE SURVEY

The Home computerization system customizes Wi-Fi technic. Computer contains 3 main components, web-server which offers system fundamental that control, & screens users' homebased & computer hardware interface module (Arduino Printed circuit, Wi-Fi protection circuits, 3-i/p alarms circuit & 3-output actuators.), which affords suitable crossing point to sensors & actuator of household automation arrangement. System is well from scalability & elasticity idea of understanding than commercially obtainable home-based computerization structures. Public might custom the similar expertise to login the server web-based application. If server is allied to the cyberspace, so isolated customers can admittance server web application over the net via like-minded web browser.

The App has established constructed on Android OS. An interface card consumes been technologically advanced to declare communiqué among remote clients, server, raspberry-pi & household Applications. The application has mounted on an Android mobiles, web server, & raspberry-pi card to switch the cover up of windows OS. An interface card has been understood to bring up-to-date signals among the actuator sensors & the Raspberry-pi.

Proposal in addition implement a home-based entryway to gather meta-data from household applications & refer to the cloud-based data waiter to store on H-D-F-S (Hadoop Distributed File System), procedure them using MapReduce & usage to make available a monitoring role to Remote client.

The home web which screens the applications/sensors & conveys information to cloud-based data waiter to achieve info & affords service area operators thru transmission information & receiving peoples command as of mobile app. The planned system consumes decent modularity & configurability physical appearance through very less current ingesting in price effective method. App industrialized via Android controlled & observed as of remote setting with the household application & an Ethernet cable micro web-server. Sensors, Actuators, relays are straight inter-faced to controller. Projected design proposals controls energy managing computer such as illuminations, heating system, AC, safekeeping, fire finding & interruption recognition by alarm and e-mail notices.

Embedded organization uses Raspberry-Pi help as communiqué gate-way among devices & Konex-Bus homebased computerization schemes. Store the info of all performers, sensors with-in a Home-based, in its place with distinct outlines. Ensures energy-feasting might condensed, linked to normal computer.

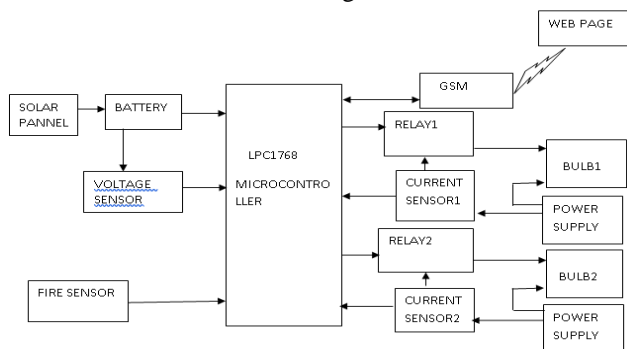
Dual-tone-multi-frequency rummage-sale in phone lines. There are 3 components in the organization D-T-M-F RX and ring indicator, I/O boundary unit, computer. System notices resounding line & at that time validates the operator & custom with keypad tenors control device obligatory. Sample stepper motor control is occupied. System has advantages of actuality safe & letting global calibration. DTMF manners are similar to all over global. It hurts from disadvantage that sum of applications are incomplete by no. of keys in keypad.

PIC16F887 controller for home based applications panels thru GSM of applications. It has in height obtainability, attention and safety but the cost of message. AT commands can be delivery over GSM network to controls the home devices. The system don't have at all state info correlated to the devices & imagines the user to retain pathway of it. Arduino panel is the controller cast-off to control the applications by GSM technology. It usages certain outlying drivers & relays to attain this interfacing. The application on phone produces messages created on the user instructions & transfer to GSM module committed to the controller & switch the homebased applications. The system has negatives of price and dependability of message. An crossing point can't modified built devices. Arduino board by BT industrialized for household mechanization. Python code used on mobile to deliver the client interface. Bluetooth has INPUT/OUTPUT ports & Relays used for linking by strategies which are controlled & monitored. Bluetooth password endangered to ensure that system is secure from interlopers. Bluetooth has a range of 10 to 100.

IV. OBJECTIVE OF THE PROJECT

This project mostly on electronic device which is used in real-time application operations the electrical loads. It has embedded the idea of wireless communication that is. GSM & a lot sensors. The overall structure is based on the LPC1768 controller. User can control the electrical loads through the web page. This device's contented habits the technic of GSM for the transmission of sms to web & controller need of the user and as-well-as for helping prospective of harmless from the fire accident. The device also sends the messages to the predefined numbers through GSM. The current sensor and voltage sensors are used to know the current and voltage values consumed by the particular load, thereby the user can off the unnecessary loads to save the power.

Blockdiagram



V. DESCRIPTION

- 1) **Power Supply:** This unit is mean the supply power entirely sectors declared overhead. It essentially contains a Transformer called step down with 230VAC-9VAC surveyed via diodes. Diodes are used to rectification from AC-DC. Later rectified the gained rippled DC is filtered by capacitors. Positive voltage regulator is used to regulate the obtained dc voltage. And here 12V DC, 9V DC battery can also be used as power supply.
- 2) **Microcontroller:** This section forms the control unit of the whole project. This section basically consists of a Microcontroller with its associated circuitry like Crystal with capacitors, reset circuitry, Pull-up-resistors (if needed) and so on. Microcontroller systems the heart of the project for the reason that it controls the devices presence interfaced & transfers with the devices rendering to the database existence written way.
- 3) **MAX-232:** Microcontroller link thru serial devices via it's only Serial Port. The logic stages at which serial port functions TTL logics. Some serial devices function at RS -232 Logic levels. Aimed at sample Computer & GSM etc. To communicate with the Microcontroller over GSM module/System, a divergence among the Logical levels happens. Duck this incongruity, another words match Logical levels, Serial driver is used. MAX-232 is a Serial Line Driver used on the way to found communication between microcontroller and Computer (or GSM).
- 4) **GSM Module Section:** This unit contains of GSM module. The module will communicate through microcontroller by means of serial interfacing. The module inter-faced to controller with MAX-232, sequential motorist. The Universal System for Mobile Communications is T-D-M-A based digital-wireless net technic castoff for communication amongst cellular devices. GSM mobile kind use sim to recognize operator's account.
- 5) **Relay Section:** Relay is an electromagnetic device which is used to isolate two circuits electrically and connect them magnetically. They are very useful devices and allow one circuit to switch another one while they are completely separate. They are often used to interface an electronic circuit (working at a low voltage) to an electrical circuit which works at very high voltage. For example, a relay can make a 5V DC battery circuit to switch a 230V AC mains circuit. Thus a small sensor circuit can drive, say a fan or electric bulb.
- 6) **Personal Computer:** PC is used as the monitoring section.

VI. WORKING

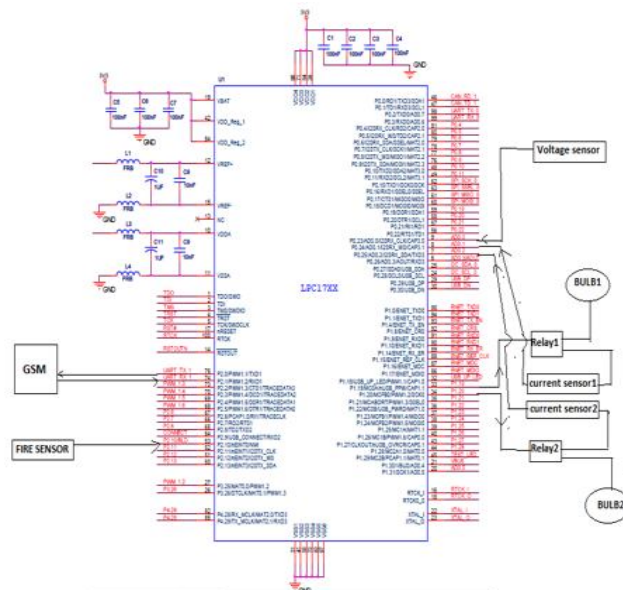
This project mostly an electronic device which is used at the real-time to control the electrical loads. It has embedded the concept of wireless communication i.e. GSM and fire sensor by the help of which immediate help can be delivered to the person when an short-circuit has occurred. The overall structure is based on the LPC1768 controller. User can control the loads through the web service and can save the power. This device's content uses the technology of GSM for the transmission of message to the web server and to the controller. Here GSM act has as a full-duplex. The fire sensor being used here for finding the short circuit occurred in power supply and sends a message to the controller to separate the healthy part from the unhealthy part of the power supply.

The main objective of the proposed system is to avoid power wastage in the home and to control the loads parameters through sensors. Here we used two loads for a time being as a prototype of the project. An user interface web page is designed in such a manner it contains the loads control like load on/off buttons and a service request button to update the data stored in the could server. The web page also contains the status of the load i.e. whether it's on or off and the current consumed by the particular load in its respective column, and the fire status in the home. An empty field is placed on the left side to enter the 10 digit mobile number which is kept in the GSM module to send the respective messages.


The user need to login in the web page with his respective credentials which are stored in the server, to prove his identity. After successful login then a page with all the load status is appeared, then we need to enter the 10-digit mobile number which is kept in the GSM sim slot and press any load on key. Here the web page sends a message to the mobile number then the GSM reads that message and send it to the controller. The controller then reads the code and on the respective load. To know the status we need to raise a request by pressing the request button on entering the mobile number, then a message is sent to that mobile number which is read by the controller through GSM module, after that the controller sends the load status and respective data values to the cloud through the GSM module. The web page updates the data for every 20seconds. The load off also involves the same process by pressing load off button.

If an fire accident or an short circuit is occurred in the home then the fire sensor will detect it and sends a message to the controller to stop the power supply, then the controller stop the supply and sends a message to the could that a fire accident had occurred.

Schematic Diagram



Result



Output



The screenshot shows a web browser window titled "My Website of www.wel" with the URL "theblackbucks.com/iot_smart1/iot/index.php". The page has a green header "IOT BASED SMART HOME WITH LOAD CONTROL". Below the header, there is a section titled "Sensor Data that is stored in Cloud". On the left side, there are controls: "ENTER DEVICE NUMBER" with an input field, "LOAD1 ON" and "LOAD1 OFF" buttons, "LOAD2 ON" and "LOAD2 OFF" buttons, and a "REQUEST" button. The main content is a table with the following data:

LOAD1 (mA)	LOAD2 (mA)	LOAD1 (STA)	LOAD2 (STA)	BATTERY (V)	FIRE STATUS	DATE/TIME
200	200	ON	ON	011	NOT DETECTED	2016-10-13 00:27:05
00	200	OFF	ON	011	NOT DETECTED	2016-10-13 00:25:07
00	00	OFF	OFF	011	DETECTED	2016-10-13 00:19:33
200	00	ON	OFF	011	NOT DETECTED	2016-10-13 00:14:06
200	00	ON	OFF	000	NOT DETECTED	2016-10-13 00:04:43
00	00	OFF	OFF	000	DETECTED	2016-10-12 23:46:27
00	00	OFF	OFF	000	NOT DETECTED	2016-10-10 01:40:18
00	00	OFF	OFF	000	DETECTED	2016-09-14 07:21:14
200	200	ON	ON	000	NOT DETECTED	2016-09-14 07:20:32
200	200	ON	ON	011	NOT DETECTED	2016-09-14 06:47:07
00	00	OFF	OFF	011	DETECTED	2016-09-14 06:18:52

VII. ADVANTAGES

- A. Devices are used in household security, offices & companies.
- B. Distance of product is in high.
- C. More no. of applications can be linked.
- D. Humble action & relaxed to use.
- E. This product for monitoring heavy machines in manufacturing.

VIII. CONCLUSION

Control of Electrical Equipments through Web is complete effectively. Communication is appropriately done with-out connection among dissimilar module design. Design complete to meet entirely stipulations & necessities. Software tools called keil used to upload source code to the controller, and proteus used to design schematic diagram used to improve software code previously realizing the H/W.

This presentation of system is further well-organized. Reading Data & confirming info with previously deposited data & do quantified task of main job of controller. This device is exact thru controller. Design Circuit is executed in proteus software & on microcontroller. Presentation has been confirmed both in software simulat & hardware design. The total circuit is totally confirmed functionally & is subsequent the submission software. It can resolved the circuit design applied in current work deliver transportability, elasticity & data broadcast is completed with less power feasting.

IX. FUTURE SCOPE

Exploitation this organization as outline, the system can be extended to contain several additional choices which might contain household safety feature like capturing images of a humanbeing moving from one place to another the house & stowing onto cloud. This determination decrease the info storage than via the CCTV photographic camera which will record time & stored in sd card. The system can be prolonged for energy monitoring, or climate positions. This kind of system with corresponding deviations can be implemented in the hospitals for disable people or in industries where human invasion is impossible or dangerous, and it can also be implemented for environmental monitoring

X. ACKNOWLEDGEMENT

Every project large or tiny is fruitful largely due to the determination of a number of delightful people who have at all times given their valuable information or borrowed a serving hand. We honestly rise the motivation; support & leadership of all those people who has remained active in construction project an achievement.



REFERENCES

- [1] Song, Z. Wei, W. Zhang, and A. Song, "A hybrid sensor network system for home monitoring applications," *IEEE Trans. Consumer Electron.*, vol. 53, no. 4, pp. 1434–1439, Nov. 2007.
- [2] C. Suh and Y. B. Ko, "Design and implementation of intelligent home control systems based on active sensor networks," *IEEE Trans. Consumer Electron.*, vol. 54, no. 3, pp. 1177–1184, Aug. 2008.
- [3] K. D. Nguyen, I. M. Chen, Z. Luo, S. H. Yeo, and H. B. L. Duh, "A wearable sensing system for tracking and monitoring of functional arm movement," *IEEE /ASME Trans. Mechatronics*, vol. 16, no. 2, pp. 213–220, Apr. 2011.
- [4] W. Huiyong, W. Jingyang, and H. Min, "Building a smart home system with WSN and service robot," in *Proc. 5th Int. Conf. Measuring Technol. Mechatronics Autom.*, Hong Kong, China, 2013, pp. 353–356.
- [5] N. K. Suryadevara and S. C. Mukhopadhyay, "Wireless sensor network based home monitoring system for wellness determination of elderly," *IEEE Sensors J.*, vol. 12, no. 6, pp. 1965–1972, Jun. 2012. D. Man Han and J. Hyun Lim, "Smart home energy management system using IEEE 802.15.4 and zigbee," *IEEE Trans. Consumer Electron.*, vol. 56, no. 3, pp. 1403–1410, Aug. 2010.
- [6] V. N. Kamat, "Enabling an selectrical revolution using smart apparent energy meters & tariffs," in *Proc. Annu. IEEE India Conf.*, 2011, pp. 1–4.
- [7] F. Benzi, N. Anglani, E. Bassi, and L. Frosini, "Electricity smart meters interfacing the households," *Electron.* vol. 58, no. 10, pp. 4487–4494, Oct. 2011.
- [8] "A system concept of an energy information system in flats using wireless technologies and smart metering devices,"



10.22214/IJRASET



45.98



IMPACT FACTOR:
7.129



IMPACT FACTOR:
7.429



INTERNATIONAL JOURNAL FOR RESEARCH

IN APPLIED SCIENCE & ENGINEERING TECHNOLOGY

Call : 08813907089  (24*7 Support on Whatsapp)