



# IJRASET

International Journal For Research in  
Applied Science and Engineering Technology



---

# INTERNATIONAL JOURNAL FOR RESEARCH

IN APPLIED SCIENCE & ENGINEERING TECHNOLOGY

---

**Volume: 8    Issue: XII    Month of publication: December 2020**

**DOI: <https://doi.org/10.22214/ijraset.2020.32489>**

**[www.ijraset.com](http://www.ijraset.com)**

**Call:  08813907089**

**E-mail ID: [ijraset@gmail.com](mailto:ijraset@gmail.com)**

# On a Method of Improving Listening and Presentation Skills for University Students

Pham Thi Nguyen Thu<sup>1</sup>, Nguyen Tai Tuyen<sup>2</sup>

<sup>1</sup>Fundamental department, Posts and Telecommunications Institute of Technology, Vietnam

<sup>2</sup>Lab Center, Posts and Telecommunications Institute of Technology, Vietnam

**Abstract:** The article presents on the use of resources on *Videolecture.net* for regular university students at Post and Telecommunications Institute of technology to practice English speaking skill. The article also presents some experimental results that students gained after learning through examples of presentations by scholars and scientists from countries around the world. The results that students referred to the examples on *Videolecture.net* achieve high efficiency compared to the results without reference via *Videolecture.net*.

**Keywords:** *ptit; videolecture; Educational Technology, online exchange.*

## I. INTRODUCTION

Nowadays, English is an international language being taught to students at the Post and Telecommunications Institute of Technology in particular and universities in Vietnam in general. Teaching English language has helped students have access to cultures, technology better. With the motto to help students have more motivation to practice listening, speaking, reading and writing skills in English effectively through using technology anytime, anywhere. A group of teachers of Faculty of Basic 1, Post and Telecommunications Institute of Technology uses the method to help students practice through *Videolecture*, youtube to choose topics in fields that students need to supplement or learn such as pronunciation, the way of presenting of scholars from around the world in their fields of study. That helps students early access to spoken language from scholars who are student's idols, thereby creating more motivation to develop listening skills, pronunciation, word prediction and practice rewriting the content of the presentation after listening.

## II. TRAINING METHOD

### A. Training your skills with Videolecture

Videolecture (some features of Videolecture)

Online Videolectures is an award-winning free, open-access video presentation repository. Essays are given by renowned scholars and scientists at the most prominent and important events such as conferences, summer schools, seminars and events promoting science from many fields of Science. This portal is launched with the aim of promoting science, exchanging ideas and fostering knowledge sharing by providing content in high-quality presentations not only to the scientific community, but also for the public, especially helpful for students in practicing their presentation skills. The presentations, accompanying documents, information and links are systematically selected and categorized through an editing process [5].

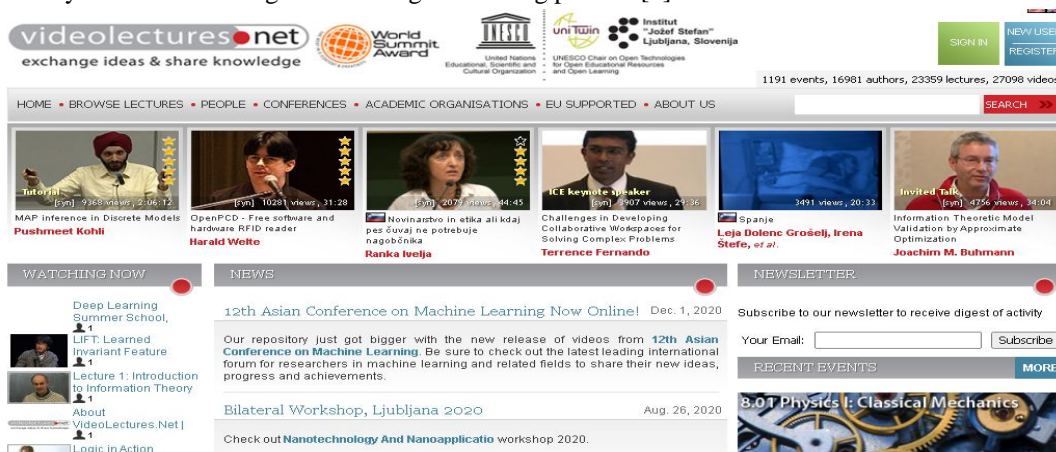


Figure 1. The main interface of Videolecture.net

Videolectures portal is built according to international themes and languages to help students easily choose in the process of practicing speaking skills in majors such as Computers, Computer Science, Data Science, Technology, etc. Figure 2.




Figure 2. The presentations are divided into different areas

The presentations are classified according to the field of Technology divided into many topics such as: Educational Technology, Electronics, Energy, Engineering, Nanotechnology, Neuron technology, Systems and Cybernetics, etc. figure 3

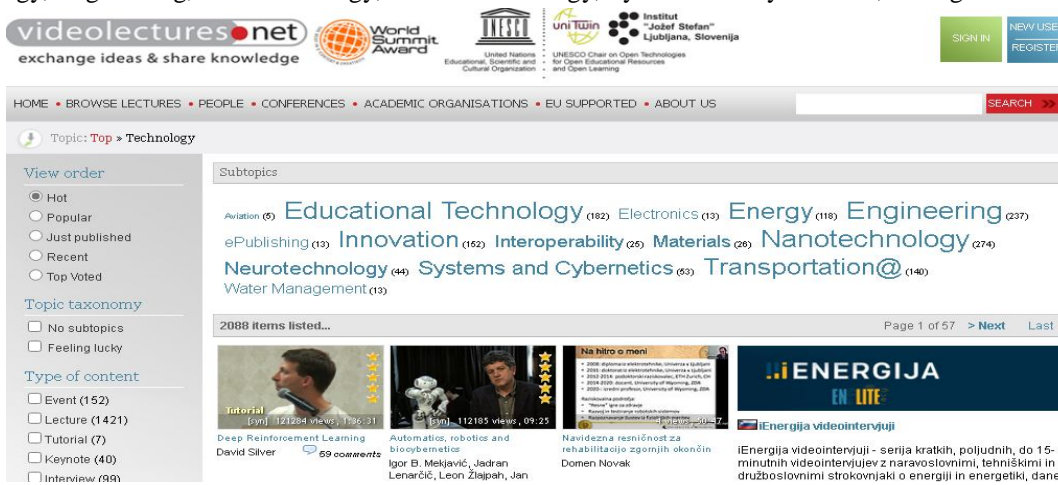


Figure 3. The topics are divided from different fields

The difference when practicing presentation skills with Videolecture compared to other online applications is showing students both the slide show and the interactive photo of the scientist presenting Figure 4



Figure 4. The scholar makes a presentation with the content of the Slide shown

**B. Application of Google Classroom in Content Distribution of Lectures, Discussions, Exercises and Assessments.**

During the teaching in the classroom, the instructors create an online exchange page on the classroom.google.com environment and share so that students join the class with the code after creating the class to get information and do homework, etc.

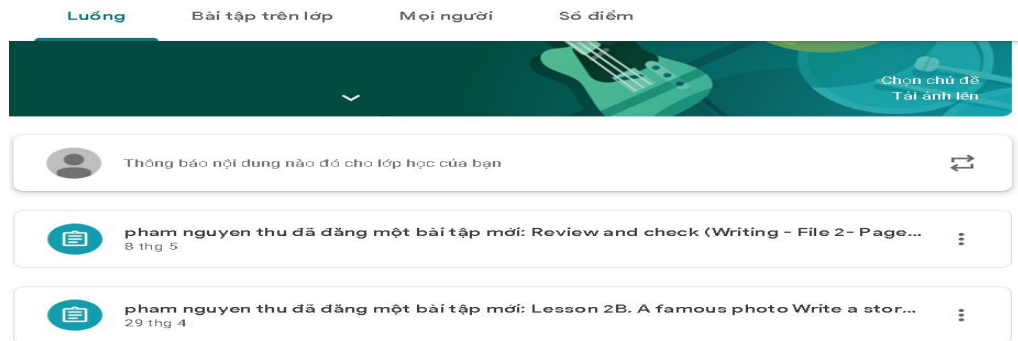


Figure 5. The lecture content is shared on classroom.google.com

**III. PRACTICE SKILLS WITH VIDEOLECTURE AND CLASSROOM.GOOGLE AT THE POST AND TELECOMMUNICATIONS INSTITUTE OF TECHNOLOGY**

**A. Practice skills with Videolecture of online students**

To help students practice their presentation skills, lecturers regularly give students topics to compile content and approach presentations on Videolecture.net, then draw their own experiences from there. It helps students learn skills from scholars and be more confident in class presentations, conferences and scientific conferences.

**B. Implementation steps**

- 1) Step 1. Lecturer assigns a topic to students via classroom.google.com application
- 2) Step 2. Students explore and prepare their presentations
- 3) Step 3. Students send presentations to lecturers
- 4) Step 4. Students learn how to present by scholars on Videolecture.net
- 5) Step 5. Students make presentations in class
- 6) Step 6. Reviews

**C. Experiment**

The topic for students to practice speaking skills in teaching for the full-time university system majoring in Information Technology at the Post and Telecommunication Institute of Technology for the second year

**1) Question**

**a) Things to learn after watching the Video Lectures**

The slides show outlines of the main ideas from which the speaker develops, explaining them more specifically. Using photos, data, real examples to bring practicality. Body language creates an impression on the listeners and the advantage for the speakers. Know how to emphasize the important words in a sentence.

Comment section of typical students

**b) Student Number one Wrote**

- i) Need to introduce yourself and what your presentation is about.

For example

- Hi everyone, before we begin, let me introduce myself briefly...
- Today I'm going to talk about ...
- If the topic is more complex, I'll add more details to break my idea into stages

- ii) How to make a strong start: try to make the audience want to pay attention and I need to make it clear what people should expect from the presentation and why they should care about what I have to talk about

- iii) The strength of body language: I understood that body language will make me more confident and my presentation more impressive

- iv) Add more information besides the slides to make the audience pay more attention and understand the presentation more

- v) Make an impressive conclusion and recommendation. Don't forget to ask questions

c) *Student Number two Wrote*

After watching the presentation, I myself can learn some tips to have an effective presentation

- Show the passion and connection with the audience.
- Focus on the audience
- Try to keep the presentation simple. It means that the presenter should concentrate on the core message.
- Smile and make eye contact with the audience while presenting
- Start the presentation strongly.
- Use the voice and body language effectively.

d) *Student Number Three Wrote*

What I learned from the presentation

- i) Need to introduce yourself and what your presentation is about.

For example:

- Hi everyone, before we begin, let me introduce myself briefly...
- Today I'm going to talk about ...
- If the topic is more complex, I'll add more details to break my idea into stages

- ii) How to make a strong start: try to make the audience want to pay attention and I need to make it clear what people should expect from the presentation and why they should care about what I have to talk about

- iii) The strength of body language: I understood that body language will make me more confident and my presentation more impressive

- iv) Add more information besides the slides to make the audience pay more attention and understand the presentation more

- v) Make an impressive conclusion and recommendation. Don't forget to ask questions

e) *Student n Wrote*

After watching the video. I am able to learn how to use my voice, speech and body language. The way I speak, the way I act and the way I move around can be very important to succeed in my presentation.

#### IV. CONCLUSION

Using Videolecture for students to practice speaking skills shows that students are more confident when making presentations in English through studying with Videolecture examples. The successful rate is over 90%.

Videolecture.net is a good reference site for specialists and international language instructors. It creates more opportunities for students to access body language of scholars around the world while still sitting in universities.

#### REFERENCES

- [1] H. David Brecht, Learning from Online Video Lectures, Journal of Information Technology Education, Volume 11, 2012.
- [2] Frank Alpert, and Chris Hodkinson Video use in lecture classes: current practices, student perceptions and preferences, Education and Training, <https://doi.org/10.1108/ET-12-2017-0185>
- [3] Siti Zuraidah Md Osman, Rozinah Jamaludin, Nor Fathimah Fathil, An Analysis of Using Online Video Lecture on Learning Outcome: The Mediating Role of Student Interaction and Student Engagement, Journal of Education and e-Learning Research, Vol. 3, No. 2, 57-64, 2016
- [4] VideoLectures.NET - VideoLectures.NET
- [5] <https://freevideolectures.com>



10.22214/IJRASET



45.98



IMPACT FACTOR:  
7.129



IMPACT FACTOR:  
7.429



# INTERNATIONAL JOURNAL FOR RESEARCH

IN APPLIED SCIENCE & ENGINEERING TECHNOLOGY

Call : 08813907089  (24\*7 Support on Whatsapp)