



iJRASET

International Journal For Research in
Applied Science and Engineering Technology



INTERNATIONAL JOURNAL FOR RESEARCH

IN APPLIED SCIENCE & ENGINEERING TECHNOLOGY

Volume: 9 Issue: III Month of publication: March 2021

DOI: <https://doi.org/10.22214/ijraset.2021.33162>

www.ijraset.com

Call:  08813907089

E-mail ID: ijraset@gmail.com

Review on Forging Defects in Brass Components

Harish Venugopal¹, Infant Joel Sahayaraj², Raghuraman Srinivasan³, Venkatraman Ramamoorthi⁴, Sivachidambaram Pichumani⁵

^{1,2}Under Graduate students, ^{3,4}Professor, ⁵Research Scholar, School of Mechanical Engineering, SASTRA Deemed University, Thanjavur – 613401, Tamil Nadu, India.

Abstract: Forging process is used to as the primary process to achieve near net shape by design the complex forging products but complex forging process having forging deformities can be isolated into six categories as folds, shear defects, cracks, surface defects, form defects and structural defects emerging because of poor ingot, incorrect heating, improper or incorrect forging conditions, wrong forging strategies and imperfections coming about because of uneven cooling of the stock subsequent to forging. Since defects causes high rejection rates, it is essential to move any procedure toward wiping out all imperfections as a major aspect of a viable consistent change program. A decent quality program starts with a state of mind of influencing it to right the first run through. Forging forms are no special case to this. Financially, and also from a quality point of view, it is smarter to understand and control the procedure in order to evade defects as opposed to scrapping the defective parts amid final inspection. During this research work from the forging shop floor the various defects are observed in the Brass material B16-C36000 forged components and its type of defects and its causes and effect analysis with remedial measures are discussed during this study.

Keywords: Forging defects, Cause & Effect Analysis, Brass ASTM B16-C36000.

I. INTRODUCTION

Among all assembling shapes, forging development has an uncommon place since it produces parts of predominant mechanical properties with minimum abuse of material. In forging, the starting material has a for the most part direct geometry; this material is plastically deformed in at least one operations into a consequence of decently complex plan. The target of this paper is to distinguish and understand the forging defects [1]. Forging defects those are more than once happening are talked about alongside their causes and remedies [2]. As per the forging procedure based on temperature of work piece (hot, cold, and warm forging) and based on course of action of dies (open, impression and closed-die forging) is given.

Die outline parameters, die material necessities and choice of appropriate die materials are classified the forging procedure [3]. Forging defects likewise depends forging types of gear (mallet and press). Components for determination of forging machine, attributes and normal uses of forging are given. At that point the fish-bone graph is utilized to investigate the conceivable reasons for defects like unfilling, mismatch and scale pits [4] through a meeting to generate new ideas and to decide the causes, which may has the best impact. At last, it is reasoned that the forging procedure gives preferable quality item over the part delivered by some other procedures with usage of preventive activities to decrease the dismissal rate. Though forging process gives better quality item looked at than other assembling forms, there are a few defects that are softly to come if an appropriate care isn't taken in forging process outline. Defects can be characterized as the blemishes [5] that surpass certain cutoff points. There are numerous flaws that can be considered as being defects, extending from those traceable to the beginning materials to those caused by one of the forging forms or by post forging operations [6].

II. MAJOR ADVANTAGES OF FORGING

Enhanced internal quality of the forged component because of compressive deformation. Leads to microstructural grain refinement and uniform grain structure. Due to compressive load casting porosity is eliminated and separation of macro-segregation in the grain boundaries. Longitudinal grain structure converted into to fine grain structure and it leads to high strength and toughness. This enhanced toughness improves fatigue properties. Shined surface and controlled surface quality is also be achieved.

III. FORGING DEFECTS

When a forge shop begins to experience defects in their process, they should try to find the root cause of the problem, initiate corrective action and implement procedures to prevent its recurrence. A brief description of defects and their remedial methods is given below:

A. Major Classification of Forging Defects

Fracture-related problems: for instance, inner blasts or chevron cracks, cracks on free surfaces, cracks on die-contacted surfaces.

Metal-flow-related problems: for instance, end grain and poor surface execution; inhomogeneous grain estimate; shear groups and privately debilitated structures; cold shuts, folds, and laps; flow-through deformities.

Control, materials choice, and utilize problems: for instance, underfill, part distortion, and poor dimensional control;

Instrument over-burden and breakage; intemperate device wear; high initial venture because of equipment cost; poor material utilize and high scrap misfortune

B. Sub Classification of Forging Defects

Forging Defect	Description	Causes	Remedies
Incomplete forging penetration	Insufficient Metal Flow	Use of light rapid hammer blows	Use forging press for full penetration.
Surface cracking	Cracks appear on surface.	Excessive working on surface Too low temperature	Increase the work temperature
Crack at the flash	Crack in flash region	Very thin flash	Increase flash thickness
Cold shut (Fold)	Small cracks occur at corners of forging.	Sharp corner (less fillet), excessive chilling, high friction	Increase fillet radius on the die.
Unfilled Section (Underfilling)	Some section of die cavity not completely filled by the flowing metal.	Improper design of forging die or using forging techniques, less raw material, poor heating.	Proper die design, Proper raw material and Proper heating.
Die shift (Mismatch)	Misalignment of forging at flash line.	Misalignment of the die halves.	Proper alignment of die halves by mistake proofing
Scale Pits	Appearance of irregular indentation on surface of forging.	Improper cleaning of the stock used for forging. The oxide and scale	Proper cleaning of stock prior to forging.
Flakes	Internal ruptures in forged component.	Improper cooling of forging. Rapid cooling causes the exterior to cool quickly causing internal fractures.	Follow proper cooling practices.
Improper grain flow	Molten metal doesn't flow in intended direction.	Improper die design.	Proper die design.
Residual stresses in forging	Distortion of parts due to internal stresses.	Inhomogeneous deformation and improper cooling (quenching) of forging.	Slow cooling of forging in furnace or under ash cover over a period of time.

IV. CAUSE AND EFFECT ANALYSIS OF FORGING DEFECT FOR THE BRASS COMPONENT

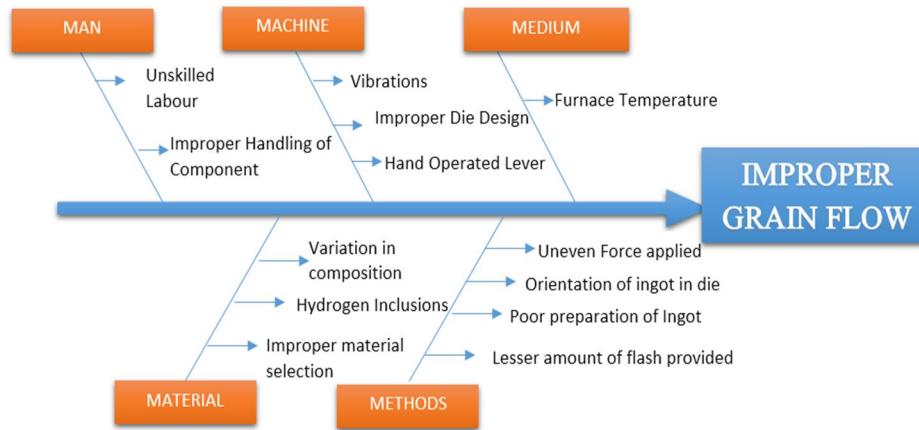


Figure 1: Cause & Effect analysis for Improper grain flow

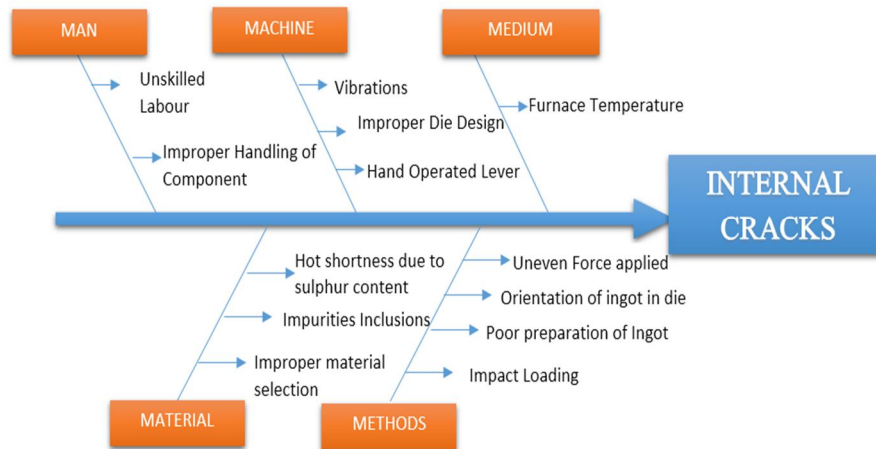


Figure 2: Cause & Effect analysis for Internal cracks

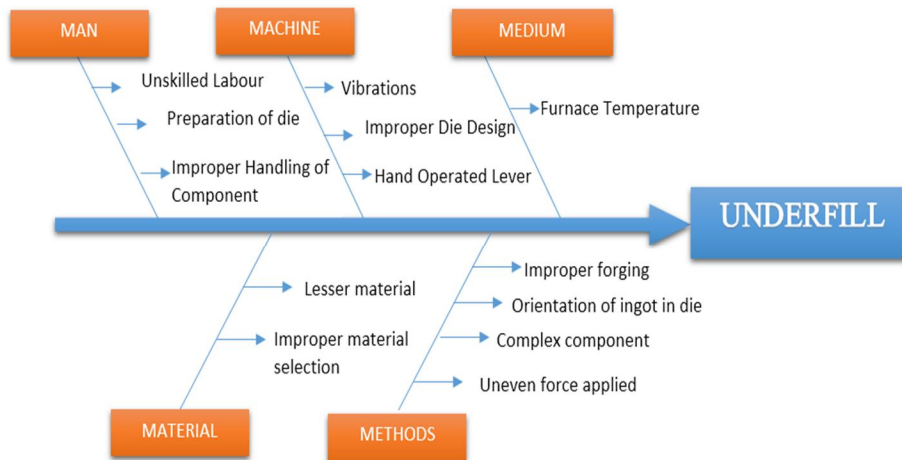


Figure 3: Cause & Effect analysis for Underfill

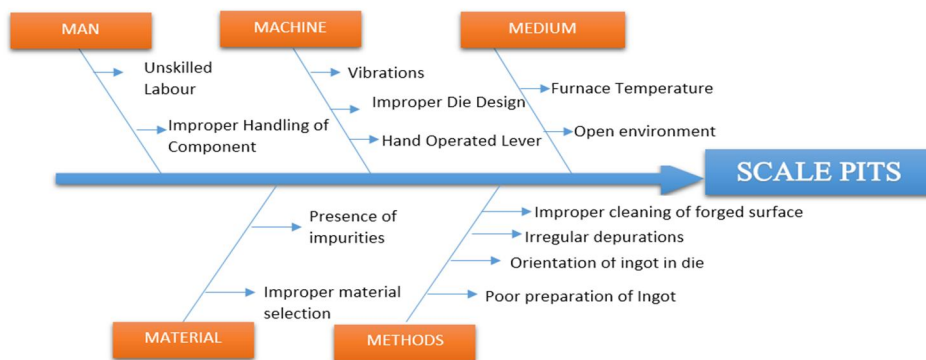


Figure 4: Cause & Effect analysis for Scale Pits

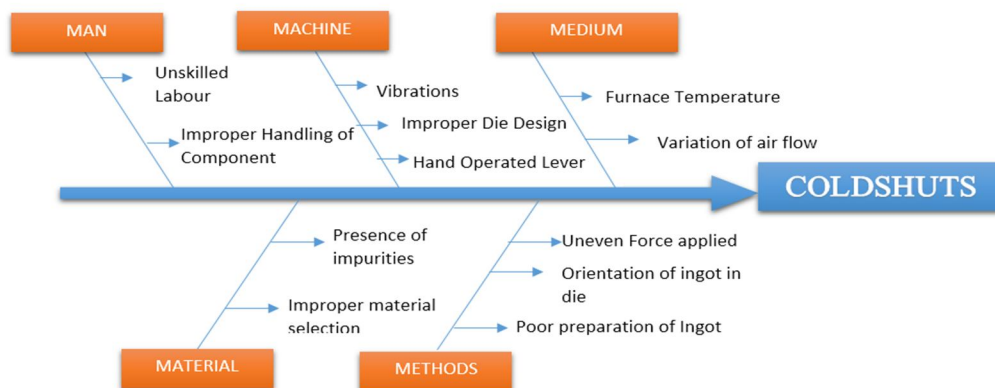


Figure 5: Cause & Effect analysis for Cold shuts

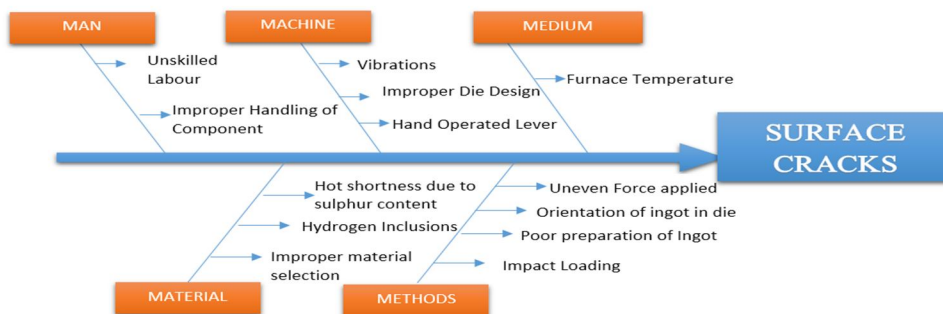


Figure 6: Cause & Effect analysis for Surface cracks

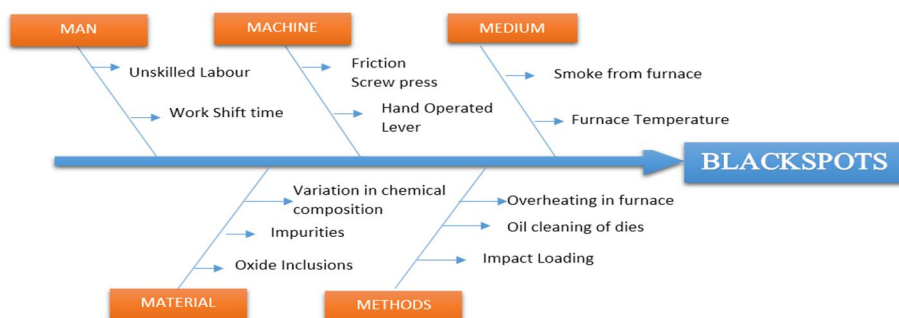


Figure 7: Cause & Effect analysis for Black spots

V. DEFECTS THAT MAY RESULT FROM POST FORMING PROCESSES PROCESS POSSIBLE DEFECTS

- A. Electroplating: Hydrogen embrittlement, galvanic corrosion
- B. Heat treatment: Excessive grain growth, burning of grain boundaries, brittle structure, carburization, decarburization, quench cracks
- C. Electrolytic cleaning Pitting
- D. Surface hardening, nitriding, carburizing, anodic hard coating
- E. Excessive case thickness, microcracks, embrittled material at stress raisers
- F. Machining Tool marks, grinding cracks
- G. Welding Weld-metal defects, hydrogen-induced cracking, inclusions, improper structure

VI. CONCLUSION

Forging is an experience situated process. Consistently, a lot of know-how and experience has been amassed in this field, to a great extent by trial-and-error strategies. Forging process produces final products in brief time with almost no scrap. Accordingly there is sparing in vitality and material. Forgings now and again cost more than parts delivered by different procedures like-casting or machining, however it gives more dependable parts with better mechanical and metallurgical properties. Since defects causes high rejection rates, it is essential to move any procedure toward wiping out all imperfections as a major aspect of a viable consistent change program. A decent quality program starts with a state of mind of influencing it to right the first run through. Forging forms are no special case to this. Financially, and also from a quality point of view, it is smarter to understand and control the procedure in order to evade defects as opposed to scrapping the defective parts amid final inspection.

VII. ACKNOWLEDGEMENTS

The authors convey their sincere thanks with gratitude to The Vice Chancellor of SASTRA Deemed to be University, Thanjavur, India for pursuing this research work by providing the facility in the Shanmugha Precision Forging & the School of Mechanical Engineering, SASTRA Deemed University, Thanjavur – 613401, Tamil Nadu, India.

REFERENCES

- [1] Handbook of workability and process design, ASM International, George E. Dieter, Howard A. Kuhn, S. Lee Semiatin, First edition (2003), page 188-205.
- [2] Quality Tools to reduce crankshaft forging defects, A case study. Pankaj Chandna, AruneshChandra, Journal of Industrial and forecast method for interval triggers. Semiconductor Manufacturing Technology workshop 2002, 10–11, 275–277.
- [3] Closed die technologies for hot forging, E. Doege, R. Bohnsack, Journal of Materials Processing Technology, 98 (2000) 165-170.
- [4] Temperature characteristics of the billet and die in small batch forging production, S. ShamaSundar, A.G, Marathey, S.K Biswas, Journal of mechanical working technology (15)1987.203-211.
- [5] Harish Venugopal, Infant Joel Sahayaraj, VenkatramanRamamoorthi, SivachidambaramPichumani, Raghuraman Srinivasan: Study the Temperature in relationship forging defects in the forged Brass component material of ASTM B16-C36000; Journal of Advanced Research in Dynamical and Control Systems, 10/2017; Special Issue (14):391-399.
- [6] Infant Joel Sahayaraj, Harish Venugopal, VenkatramanRamamoorthi, SivachidambaramPichumani, Raghuraman Srinivasan: Categorizing the forging defects in the forged Brass component material of ASTM B16-C36000; Journal of Advanced Research in Dynamical and Control Systems, 10/2017; Special Issue (14):345-352.



10.22214/IJRASET



45.98



IMPACT FACTOR:
7.129



IMPACT FACTOR:
7.429



INTERNATIONAL JOURNAL FOR RESEARCH

IN APPLIED SCIENCE & ENGINEERING TECHNOLOGY

Call : 08813907089  (24*7 Support on Whatsapp)