



# **iJRASET**

International Journal For Research in  
Applied Science and Engineering Technology



---

# **INTERNATIONAL JOURNAL FOR RESEARCH**

IN APPLIED SCIENCE & ENGINEERING TECHNOLOGY

---

**Volume: 9      Issue: IV      Month of publication: April 2021**

**DOI: <https://doi.org/10.22214/ijraset.2021.33574>**

**[www.ijraset.com](http://www.ijraset.com)**

**Call:  08813907089**

**E-mail ID: [ijraset@gmail.com](mailto:ijraset@gmail.com)**

# Analysis of Big Data Analytics for Social Media

Raghavendra M lchangi

(Asst. Prof.) Msc. Computers, Karnataka State Rular Development and Panchayat Raj University

**Abstract:** *With the popularity of the Internet and the advent of Web 2.0 technology, data mining has recently emerged as an important area of research. In addition, the development and adoption of social media applications present opportunities and challenges for researchers and professionals. The amount of information that users provide through social media platforms is the result of a combination of their daily data and their daily activities. As a result, a large amount of data called “big data” has recently been studied. A recent review of the project was introduced to get a complete view of the major data analytics sites on social media. We categorize our literature according to major categories. The study also compares the capabilities of key data analysis strategies and their behavioral models. It also describes the application of large-scale data analysis on social media and demonstrates mass reading techniques, methods, and quality characteristics. The challenges of the survey are also explained in key data analysis for social media analysts. General data refers to the process of collecting, organizing, and analyzing big data to obtain a variety of products and other useful data.*

**Keywords:** *Big data analytics, social media data, data mining, social media analysis, Hadoop, predictive analytics, text mining*

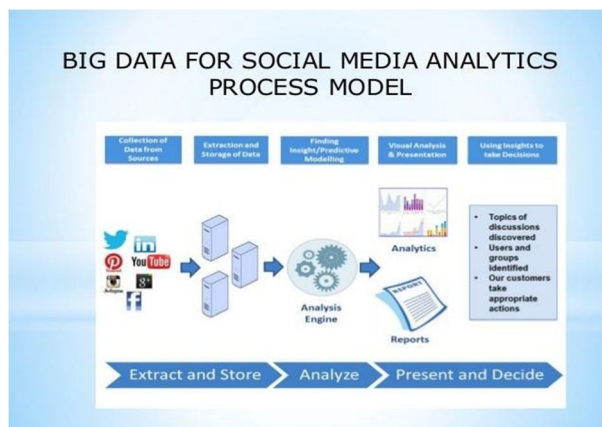
## I. INTRODUCTION

Data analysis is an unusual collection of technologies and techniques that require new integration methods to reveal larger, larger, and larger hidden data values. It focuses on solving new or old problems in a proper and effective way. The main purpose of big data analysis is to help organizations make sound business decisions, anticipate future events, analyze the number of transactions within an organization, and update the data structures used by the organization. That is, an example of big data analysis is the website of a large web company such as Flipkart, where snapdeal uses Facebook or Gmail data to display customer data or its behavior. Big data analytics enables analysts, researchers, and business users to make the best and fastest decisions with data that isn't available or used. By using advanced research techniques such as text analysis, machine learning, predictive analysis, data extraction, statistical analysis, and basic language management, companies can use data sources that do not enhance themselves or with existing business data. You can study them to find new strategies. Deciding It helps reveal hidden products, foreign links, market conditions, customer preferences and much more. This results in increased advertising, revenue generation, increased customer service, and more. Big data can be analyzed by analytic analysis, text analysis, statistics, and data mining.

## II. BIG DATA ANALYCIST FOR SOCIAL MEDIA

The main thing that social media companies specialize in is their data. And this requires a lot because users are slow to share information about every minute of awakening. The vast amount of knowledge available to social media companies reflects how people interact with each other, and information about what is important to people and the community in these interactions. This statistical analysis represents the origin of big data, along with the rapid pace of knowledge that is popular on social media. By using analysis of social media data, big data applications in many industries are placed on the side of interaction mechanisms for visualization, but transaction content impacts performance and people's overall reading. Content analysis allows authorities to comment on unfair data from messages posted by users. For example, research tools are prepared for months to identify negative or misleading perceptions that can threaten income. Like any business, social media companies get big data that helps them analyze the market and predict customer behavior. In 2012, Facebook VP engineer Jay Parikh revealed that Facebook hosts more than 500 terabytes of education per day, 300 million photos per day, "2.6 million likes" and more. All of this data provides Face book with a minute to track user behaviour and therefore the ability to customize or modify it. Content that balances demographics based on age, gender, legal status, geographic location, income level, educational success, and willingness to buy related products allows organizations to capture the people they control. This collaborative study describes the sales flow between different customer segments. This is very useful because it allows advertisers to respond in real time and modify their campaigns to generate more revenue. For example, media analysis that collectors may collect reveals that widows between the ages of 25 and 35 are better suited to reduce sport supplies. By supporting this data, distributors can set these potential targets at a reduced price, through Twitter, Face book and various social networks. If the research shows that the fishing area and the group's comments are at risk, adequacy is adjusted to improve performance.

Many companies appreciate the impact of social media on individual interactions with their customers. Access to personalized products predates social media, but the experience and limitations of companies that collect data from social media are amazing. These companies create minute-by-minute data selections through social media analytics tools. In addition, social media analytics tools mean that companies are looking at conversations embedded in unstructured data from a distance, looking for information that deliberately guides their choices and actions. By analyzing statistical data used such as post-production, audience distribution, mobile and desktop interactions, responses, URL input, transaction history, etc., organizations can activate social media strategies to improve awareness. By combining positive data, you will see the role people play within the social media community. For example, a user with a large following is considered effective. By distinguishing such people, organizations observe what is happening in the discussion topics and even engage in these discussions.



Process model for big data analytics

### III. IMPORTANCE OF SOCIAL MEDIA ANALYTICS

Most of the data suffers from all kinds of sources, but it can be calculated that most of them come from unstructured sources. Social media that you can think of together analyzing big data helps organizations use the information and use it to identify new opportunities. The result is better business acumen, more cash transactions, higher profits, and happier customers. In a report on big data about big companies, Tom Davenport, director of research at IIA, interviewed more than 50 companies and found that they used a lot of data. He found that they got their price in the following ways:

- 1) *Saving Money*: Major technology platforms such as Hadoop and cloud computing need to store a lot of knowledge and are valued specifically to define additional, cost-effective solutions for business and thus brings profit.
- 2) *Work Faster and Faster*: In addition to Hadoop speed and memory-in-memory, business units with simplicity to explore new ways of acquiring knowledge can explore current data and improve options, supporting what they have learned.
- 3) *New Products / Services*: We provide tools that can make it easier to measure customer needs and satisfaction by researching, and providing what customers need. Davenport points out that a thorough analysis of data shows that an additional group of companies is producing new products that meet customer needs. There's no technology that encompasses massive information analytics. Of course, there's advanced analytics which will be applied to a great information, however essentially many kinds of technology work along to assist you get the foremost price from your data.

Here are some of the most important players:

- a) *Data Management*: Information has to be of top quality and well-governed before it will be dependably analyzed. With information perpetually flowing in and out of a company, it is important to determine repeatable processes to create and maintain standards for information quality. Once information is reliable, organizations ought to establish a master information management program that gets the complete enterprise on an equivalent page.
- b) *Data Mining*: Data processing technology helps you examine massive amounts of information of knowledge of data to get patterns within the data – and this information will be used for any analysis to assist answer advanced business queries. With data processing software system, you'll sift through all the chaotic and repetitive noise in information, pinpoint what is relevant, use that data to assess doubtless outcomes, and so accelerate the pace of constructing privy choices.

- c) *In-memory Analytics*: By analyzing information from system memory (instead of from your magnetic disc drive), you'll derive immediate insights from your information and act on them quickly. This technology is ready to get rid of information schoolwork and analytical process latencies to check new eventualities and create and build models; it isn't solely a simple manner for organizations to remain agile and make higher business choices, it conjointly allows them to run repetitious and interactive analytics eventualities.
- d) *Predictive Analytics*: Prophetic analytics technology uses information, applied mathematics algorithms and machine-learning techniques to spot the probability of future outcomes supported historical information. It's all regarding providing a best assessment on what is going to happen within the future, therefore organizations will fee additional assured that they are creating the most effective potential business call. A number of the foremost common applications of prophetic analytics embody fraud detection, risk, operations and promoting.
- e) *Text Mining*: With text mining technology, you'll analyze text information from the online, comment fields, books and different text –based sources to uncover insights you hadn't noticed before. Text mining uses machine learning or tongue process technology to comb through documents- emails, blogs, twitter feeds, surveys, competitive intelligence and additional-to assist you analyze massive amounts of knowledge and see new topics and term relationships.

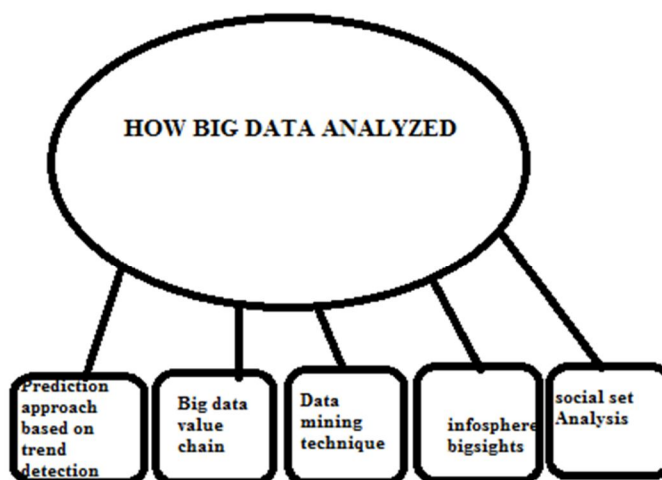
**A. Tools used for big data Analytics**

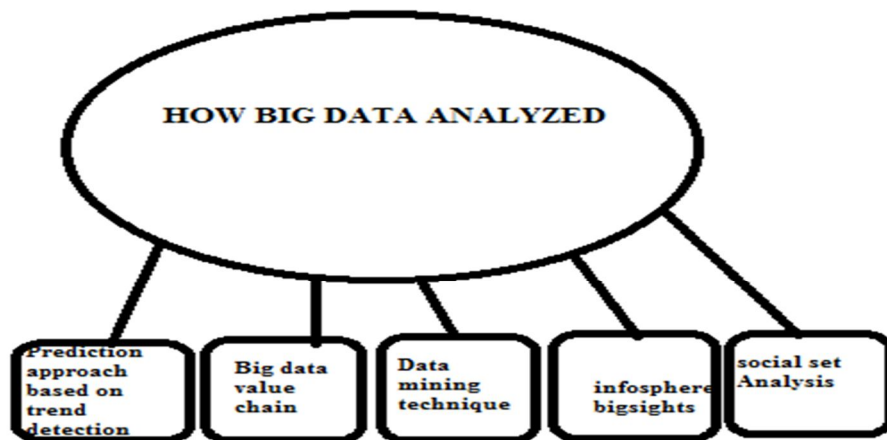
Big data is changing the nature of digital advertising in a way that unpredictable 20 year ago. This is specially evident in SEO. But also applies to social media and when using big data for social media many social media marketing tools use to big data to help marketers to expand their channels. Some popular tools for monitoring social media are: Yomego, Ubervu, Hootsuite and Vocus. Other tools which social media managers may find useful .

The famous tools for big data analytics are: [6]

- 1) Keyhole
- 2) Agora Pulse
- 3) Brand watch
- 4) Buffer
- 5) Buzz Sumo
- 6) Crowd booster
- 7) Edgar
- 8) Google Analytics and many more

**B. How Big Data Analyzed**





Ways to analyze big data

Big data analyzed using different techniques that leads to different results which method you used is depend on your ned to look for data there are different ways: Terrible evaluation method shows an advanced prediction system that support the detection of current conditions. Data collection Technology: Reliance on social media require a data management strategy that facilitates instructed reorganization of data and can place it in a scientific framework. Its aim is to data mining technology used on social media. These are some techniques for analyzing data.

- 1) Big data value chain
- 2) Data mining techniques
- 3) Info Sphere Big Insights
- 4) Social Set Analysis

#### IV. DISCUSSION

Big data analysis means identifying by taking into account collections, changes, different processes, and other users. Data analysis is a technical system that requires a new collaboration system that describes the poorest, most dangerous, and greatest characteristics. They can better deal with new topics and old issues. The main purpose of big data collection is to be able to do research and search for big data capabilities. As the current business environment develops, PHP is an innovative and widely used scripting language that supports simplified processes with enhanced functionality. However, choosing the right system between different PHP systems depends on the capabilities that the system provides for different applications. The PHP format can vary from application to application. The best choice of application-based PHP frameworks is made possible by comparing and understanding their capabilities. Therefore, this project aims to investigate the main features of PHP7. It provides a complete overview of popular PHP7 support systems such as CodeIgniter and CakePHP. It investigates activity in this area and presents comparisons of policy areas, data analysis, methods used, results obtained, and constraints. It also introduces a comparison between the Cake PHP and CodeIgniter systems to understand the benefits this PHP system offers and the topics this system covers, providing opportunities for improvement. Online traffic analysis Daily tools like Google Analytics and [www.alexa.com](http://www.alexa.com) provide website traffic levels in an interactive format and schedule that you can schedule. Some tools also provide data collected in spreadsheets. This allows organizations to create their own designs. Statistics provided, includes the number of visits to the website during a particular period, unique visitors, the number of websites viewed, the average number of websites viewed per visit, the average time of the visit, and bounces and so on. Bounce rate is the number of visits to a page (i.e., a visit when a user leaves your website from the first page without continuing to see other pages on your site). In general, the lower the bounce rate, the better the web power to keep visitors interested. Uncertain bounce of 50% is considered average (Wikipedia, 2014b). All of these metrics help organizations better understand which visitors to their site they can use to design their products and services. This scale also allows you to identify websites that are popular with your visitors and those that are not. This is useful for many organizations.

## V. CONCLUSION & FUTURE WORK

Today, the computer industry accepts big data as a new challenge for any type of automated machine system there are many problems when storing, managing and retrieving known data and big data, the big question is that can you use this information to improve your business and your life. State of people. This technology also issues challenges and applications. It provides user with information about big data. This allow researcher to search quantitative knowledge and can be applied in different ways in different regions.

## REFERENCES

- [1] Web content available on the link: —[http://www.sas.com/en\\_us/insights/big-data/what-is-bigdata.html](http://www.sas.com/en_us/insights/big-data/what-is-bigdata.html) on the dated: 16-08-2015
- [2] Web content available on the link: —<http://www-01.ibm.com/software/data/bigdata/what-is-bigdata.html> on the dated: 16-08-2015
- [3] Web content available on the link: —<http://www.dqindia.com/8-innovative-examples-of-big-datausage-in-india/> on the dated: 16-08-2015 International Journal on Soft Computing, Artificial Intelligence and Applications (IJSCAI), Vol.5, No.1, February 2016 50
- [4] Web content available on the link: —<http://searchbusinessanalytics.techtarget.com/definition/big-dataanalytics/> on the dated: 16-08-2015
- [5] Web content available on the link: —<https://www.statsoft.com/textbook/text-mining/> on the dated: 16-08-2015
- [6] Web content available on the link: —<https://www.predictiveanalyticstoday.com/text-analytics/> on the dated: 16-08-2015
- [7] Web content available on the link: —<https://gigaom.com/2014/01/24/why-video-is-the-next-big-thing-in-big-data/> on the dated: 16-08-2015
- [8] Web content available on the link: —<http://searchbusinessanalytics.techtarget.com/definition/socialmedia-analytics/> on the dated: 16-08-2015
- [9] Web content available on the link: [http://en.wikipedia.org/wiki/E-commerce\\_in\\_India#cite\\_noteOnline\\_shopping\\_touched\\_new\\_heights\\_in\\_India\\_in\\_2012-11](http://en.wikipedia.org/wiki/E-commerce_in_India#cite_noteOnline_shopping_touched_new_heights_in_India_in_2012-11) on the dated: 16-08-2015.
- [10] Amir Gandomi, Murtaza Haider, —Beyond the hype: Big data concepts, methods, and analytics, International Journal of Information Management 35 (2015) 137–144, journal homepage: [www.elsevier.com/locate/ijinfomgt](http://www.elsevier.com/locate/ijinfomgt)
- [11] Radhakrishnan, Ajay Divakaran and Paris Smaragdis, —AUDIO ANALYSIS FOR SURVEILLANCE APPLICATIONS, 2005 IEEE Workshop on Applications of Signal Processing to Audio and Acoustics, October 16-19, 2005, New Paltz, NY.
- [12] C.L. Philip Chen, Chun-Yang Zhang, 2014, —Data-intensive applications, challenges, techniques and technologies: A survey on Big Data, Contents lists available at ScienceDirect Information Sciences, 275 (2014) 314–347
- [13] Stephen Kaisler, Frank Armour, J. Alberto Espinosa, William Money, 2013, —Big Data: Issues and Challenges Moving Forward, 2013 46th Hawaii International Conference on System Scien 1530- 1605/12, 2012 IEEE,
- [14] Web content available on the link: —<http://analyticstraining.com/2014/the-power-of-social-mediaanalytics/> on the dated: 17-10-2015
- [15] Edmon Begoli, James Horey, 2012, —Design Principles for Effective Knowledge Discovery from Big Data, 2012 Joint Working Conference on Software Architecture & 6th European Conference on Software Architecture, 978-0-7695-4827-2/12, IEEE
- [16] Yang Song, Gabriel Alatorre, Nagapramod Mandagere, and Aameek Singh, 2013, —IEEE International Congress on Big Data, 978-0-7695-5006-0/13, IEEE.



10.22214/IJRASET



45.98



IMPACT FACTOR:  
7.129



IMPACT FACTOR:  
7.429



# INTERNATIONAL JOURNAL FOR RESEARCH

IN APPLIED SCIENCE & ENGINEERING TECHNOLOGY

Call : 08813907089  (24\*7 Support on Whatsapp)