



IJRASET

International Journal For Research in
Applied Science and Engineering Technology



INTERNATIONAL JOURNAL FOR RESEARCH

IN APPLIED SCIENCE & ENGINEERING TECHNOLOGY

Volume: 9 Issue: VI Month of publication: June 2021

DOI: <https://doi.org/10.22214/ijraset.2021.34884>

www.ijraset.com

Call:  08813907089

E-mail ID: ijraset@gmail.com

Soil Monitoring and Testing using IoT for Fertility Level and Crop Prediction

Swapnil Sunil Raut¹, Vidya Chitre²

¹PG Scholar, ²Professor, Department of Information Technology, Vidyalankar Institute of Technology, Wadala, Mumbai

Abstract: *Agribusiness is the foundation of India. In India, 50 % of the remaining task at hand depends upon agribusiness. The responsibility of the agriculture part in the Indian economy is higher than some other divisions in India. In any case, Farmers utilized customary strategy for developing harvests, which involve less profitability of yields. Additionally, an erosion and disintegration are likewise a principle motivation to less profitability of yields. This will impact in diminishes fruitfulness level. Loss of soil supplements through different courses is likewise motivation to diminish soil richness level. Supplements like potassium (K), nitrogen (N), and phosphorus (P) are basic for the evolution of a plant. The advancement in agriculture is vital to tackle these issues in the agribusiness part and shrewd cultivating is that the appropriate response. This can be conceivable utilizing IOT gadgets. Farmers can get the necessary data just as the screen is yield. IOT associates the whole world with the help of sensors and other installed gadgets. The diverse soil tests will be taken from various fields and soil esteems will be determined to utilize a PH sensor where supplements worth will be separated from it. The live information will be sent to the cloud database where information will be put away. Where information will be broke down to improve crop yields. Here for information broke down information mining method is used. Information mining in agriculture assumes an imperative job in yield assumptions, soil productivity, and plant sicknesses and so on. Farmers can watch information on screen by a website. What's more, farmers will likewise get crop lists dependent on that information which harvests will be possible to yield in that soil.*

Keywords: *IOT, ML, Fertility Level, Crop Prediction*

I. INTRODUCTION

Cultivating is the requirement for human existence and IOT fills in as the better stage for the canny agribusiness. With the development in the general population, there is a necessity for sustenance creation is more. The use of IOT in cultivating extends bit by bit. For smart farming close by supplements, advancement accepts a vital occupation for the sensible development and reduced normal effects and monetary setbacks. BI information predicts that the amount of agribusiness IOT contraption foundations will hit 75 million by 2020, getting 20% yearly. All the while, the overall astute agribusiness feature size is depended upon to fundamentally increment by 2025, coming to ₹ 11.5 trillion (diverged from being fairly finished ₹ 3.69 trillion of each 2016)[1]. Yield creation is generally subject to soil properties and collects advancement depends upon supplements available in the soil. A fitting soil testing and notice will make the farmers get extraordinary harvests reliant upon the enhancements present in the soil. The essential or critical enhancements available in the soil are Nitrogen (N), Potassium (K), and Phosphorous (P)[1]. Root holds the necessary proportion of enhancements and water from the soil. With each gather reap the lavishness level of the yield lessens. To grow crop wealth level; assessment of readiness level is fundamental for a farmer to create extraordinary harvests. With the assessment of the soil supplement center; this value will be helpful to construct crop fruitfulness [1] [2] [3].

Therefore, soil tests from different yields will be taken to check and monitor of soil. PH sensor is used to figure hydrogen molecule-based activity in the soil. Also, it is used to check acidic and alkalinity in the soil [4]. In this assignment PH sensor is related to the Arduino microcontroller. The data will be identified and observed. This value will be taken care of in the data set using a Wi-Fi module. The value set aside in the data set will be used to eliminate supplements worth and yield readiness level will be checked through separating information [4]. Here Arduino UNO accepts a basic task to interconnect hardware and programming parts with each other. Arduino UNO is the microcontroller board. Furthermore, we will improve the soil if the farmer needs to yield particular plants in a comparative soil by suggesting the necessities of the enhancements for a comparable soil. For this soil models regard which set aside in the data set will be arranged using information mining or ML technique [5]. The arrangement is the exhibition or methodology of secluding things into various social occasions as demonstrated by their sorts. Here the data will be sorted on their enhancements present in the soil.

In addition, with the use of this analyzed data, whether or not the plant will grow in this soil or not all around expected through analysis of soil. Considering this value, farmers can give indications of progress for developing or assembling harvests in yield. Through this farmer will get crop list on the adaptable application and besides soil regards and fundamentally more [5][6].

II. RELATED WORK

In India, The monitoring of soil and managing soil quality is so poor. The farmer uses old techniques for cultivating crops which are the main reason for the degradation of soil quality. Farmers took the same crops each year which decreasing soil efficiency and others factors are also affecting like soil erosion to decrease soil quality. In India, soil quality is tested manually in labs in several areas or in some areas, not even testing is done. The last few years, many steps are taken to enhance agriculture as well as its productivity of it. New technologies are used in agriculture. “Smart Farming” is an arising idea that alludes to overseeing farms using technologies like IOT, robotics, drones, and AI to increase the quantity and quality of products. But to increase the productivity of the crops, soil quality has to measure. In several projects, Soil values mean PH value and important other values will be taken from different areas or states and then create datasets of it. On that datasets, different algorithms are performed to check soil values [Nitrogen (N), Phosphorous (P), Potassium (P)] and also crop list to cultivate crops by a farmer. But it can't give values and crop lists as it depends on datasets to perform algorithms. In this project, this drawback is overcome. We can check values lively and predict crop lists and fertilizer for those particular crops to enhance the productivity of the crops

III. OBJECTIVES

The Indian farming segment is in a troublesome stage because of the absence of automation and shortage of mechanical advances. In India, agribusiness innovations are work escalated, while the cutting edge agriculture innovation is principally capital serious [1] [2]. Environmental change influences farming in various manners, incorporative changes in normal temperatures, precipitation, carbon dioxide and ground-level ozone fixations, changes in the healthful Specialists say IOT could assume a pivotal job in addressing this need. Joined with enormous information and cloud, it can do as such by improving the effective utilization of sources of info like soil, composts, and pesticides, anticipating illnesses, filtering capacity limits like water tanks, and ensuring that harvests are encouraged and watered well [3] [4]. Farmers need an assortment of information and administrations to improve crop generation dependent ashore, crop, atmosphere conditions, fund accessibility, water system offices, and so on... Distributed computing has been utilized for a capacity of agribusiness information by Government and private agencies. Cloud bolsters different administrations to farmers to communicate with the cloud by utilizing any less expensive ways like sensors, cell phones, scanners etc.

IV. PROPOSED SYSTEM

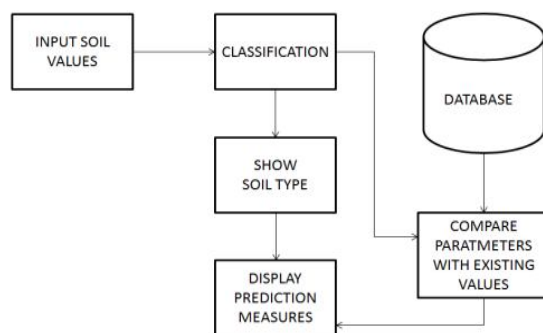


Fig. 1: Proposed system

In the proposed structure, the traditional developing system of testing, soil readiness is displaced by the motorized distantly checked readiness technique. With this structure, the farmer can be prepared to get the current status of soil extravagance inland at progressing. By using the sensors, the nature of the soil is set out to calculate the soil enhancement center for instance NPK. The electrochemical sensor methodology is used to test the soil on various events [1][2][4].

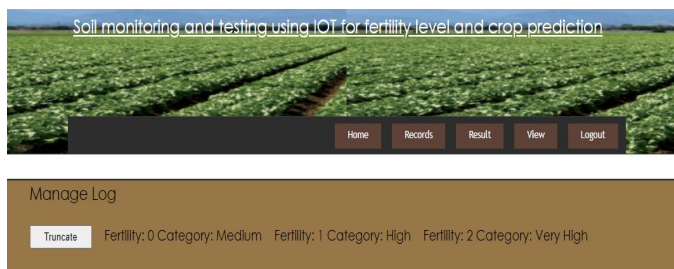
To choose the inaccurate productivity of complete land the result of each test tracks down the center worth of and the result will have appeared online. The critical boundary for us in this structure is the PH sensor to know the soil readiness. Considering PH regards the enhancement regards. This boundary set aside in the information base [5]. The fundamental objective of this structure is to mastermind the soil as demonstrated by the enhancements into it. The soil will be requested using Naïve Bayes calculation and sort of soil will be appeared. In like manner, we will expect the harvests sensible for the particular kind of soil. Likewise, we will improve the soil nutrients by the fertilizer if the farmer needs to yield particular plants in a comparable soil by suggesting the essentials of the enhancements for a comparable soil. Also, proposals about yield are appearing on the site. The site gives rundown of sensible collect.

V. IMPLEMENTATION

In this task, equipment assumes an indispensable part. By utilizing PH meter gather ph esteem from the soil. Soil PH worth will be shipped off the data to the website database through a Wi-Fi module. The database where information will be adjusted and show on our site...



Fig 2: Hardware part



id	ph	n	p	k	date
1	11.1666666666667	80	150	170	07-04-2021 16:38:38
2	2	30	23	33	07-04-2021 16:38:59
3	2	30	23	33	07-04-2021 16:39:20
4	2	30	23	33	07-04-2021 16:39:43
5	2	30	23	33	07-04-2021 16:40:26
6	2	30	23	33	07-04-2021 16:40:48
7	2	30	23	33	07-04-2021 16:41:09
8	2	30	23	33	07-04-2021 16:41:32

Fig. 3: Recording value on Website

At that point, for execution, the information chose for examination. Subsequent to choosing information Naïve Bayes calculation will be applied to separate NPK esteems and further examination to get a result.

By applying Naive Bayes, We will get NPK esteems, crop expectation list, which is fundamental for farmers and the soil richness level.

A. Classification

Classification is finished by utilizing Naive Bayes calculation. The Naive Bayes calculation, is an AI calculation for order issues. It is principally utilized for text arrangement, which includes high-dimensional preparing informational indexes. A couple of models are spam filtration, wistful examination, and grouping news stories. It isn't just valuable for straightforwardness yet additionally for its viability. With the Naive Bayes calculation, we can fabricate models with quick and fast forecasts. This calculation has a likelihood of an article with specific highlights having a place with specific gathering in class in short it's likelihood classifier. Why it called Naive bayes calculation since it makes a presumptions that the event of a specific element is free of the event of different highlights for example on the off chance that we are attempting to distinguish an organic product dependent on its tone, shape and taste then an orange tone, circular and tart organic product would well on the way to be an orange regardless of whether this highlights rely upon one another or on the presence includes every one of these properties exclusively add to the likelihood that this organic product is an orange and that is the reason it is called Naive.

With respect to Bayes part analyst and statisticians Thomas Bayes and the hypothesis named after him baye's hypothesis which is base for the Naive Bayes calculation. As of now referenced premise of the credulous Bayes calculation is the bayes hypothesis which is then again known as Bayes rule or bayes law it gives us a technique to ascertain a contingent likelihood that is the likelihood of an occasion dependent on past information accessible on the occasions all the more officially Bayes hypothesis is expressed as the likelihood of the occasion B given An is equivalent to the likelihood of the occasion A given B increased by the likelihood of endless supply of B.

$$P(A|B) = P(B|A)P(A) / P(B)$$

- P(A|B): Probability (conditional probability) of occurrence of an event A given the event B is true
- P(A) and P(B): Probabilities of the occurrence of event A and B respectively
- P(B|A): Probability of the occurrence of event B given the event A is true

Bayesian method of probability

- 1) A is called the proposition and is B is called the evidence
- 2) P(A) is called the prior probability of a proposition and P(B) is called the prior probability of the evidence
- 3) P(A|B) is called the posterior
- 4) P(B|A) is the likelihood

Posterior = (Likelihood). (Proposition prior probability) / (Evidence prior probability)

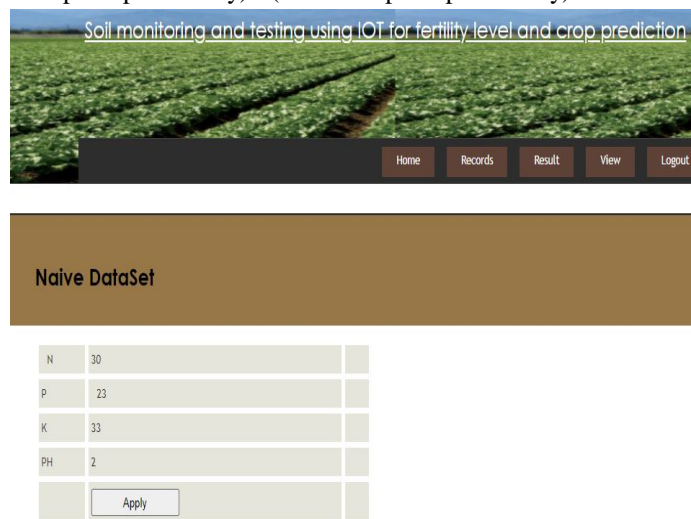


Fig. 4: Applying Naïve Bayes Algorithm

While applying Naive Bayes calculation crop rundown will be shown on the screen with richness level of the yields

Crop List on Naive Bayes Result

Crop	Fertility Level	
cotton	0	View
maize	0	View
banana	0	View
Fava beans(papadi-val)	0	View
brinjat	0	View
cheak-pea(channa)	0	View
chilli	0	View
cinnamon	0	View
cloves	0	View
cucumber	0	View
french bean(farasbi)	0	View
Horse Gram(kulthi)	0	View
jute	0	View
Jalphat(nutmeg)	0	View
pumpkin	0	View
rice	0	View

Fig.5 : Crop prediction list by Applying Naive Bayes

And furthermore showing which manure will be needed for that specific harvest.

Fertilizer for specific Crop

Name	PerKG	Name	perKG
Alpha meal	276.12	Fish bone meal	362
Cotton seed meal	435	Rock Phosphate	418
Cow manure (AS)	650		

Name	perKG
Fish bone meal	362
Rock Phosphate	418

Fig. 6: Fertilizer for Specific Crop

And furthermore in the event that we need to think about organic product data when they ready what is the season for that there will be another segment where it will show natural products or yields with their data as demonstrated in the figure.

Soil monitoring and testing using IOT for fertility level and crop prediction

Home Records Result View Logout

Apple

PH:

Season:

Temperature:

Pesticides:

Time:

Fig. 7 : Additional information on crops

VI. RESULT

In this task, we got crop forecasts dependent on their supplements esteem. Farmers can utilize this task to save their time by examination, which harvest can be yield around there.

By utilizing this undertaking they can yield as well as get a specific plant in their field and builds odds of guaranteeing soils richness level and making benefits.

VII. CONCLUSION

Thusly, the endeavor tries to acquire profitability and precision in the field of agribusiness through modernizing the entire system with the help of the Internet of Things and ML. It moreover endeavors to avoid the overexploitation of fundamental resources which may get cleared out not long from now. This goes probably as an all-out pack that every one of the farmers would need to have. This undertaking is completely arranged towards farmer government assistance and cultivating improvement. It assists the farmers with the complete methodology of developing from the start till the end. By taking incredible thought of these harvests, it urges the farmers to leave their destitution by giving a respectable proportion of yield close to the end. It also ensures the prosperity and sustenance of the yields. Understanding the entirety of the above issues isn't just a favored situation of this errand, yet furthermore something essential for the progression of any nation's government assistance. This assignment not simply saves money and resources, yet saves what's more time and work. Since this endeavor has so various focal points, every farmer's dream to have this executed in their fields. Since this endeavor is besides monetarily wise and moderate far most of the farmers in India, there is no vulnerability that this endeavor would be a market hit.

"Go with Automated-Agriculture..!!

Make agribusiness direct and effective...!!"

REFERENCES

- [1] Sujatha Anand, Monitoring of Soil Nutrients Using IOT for Optimising the use of Fertilisers, International Journal of Science, Engineering and Technology Research (IJSETR), 2019
- [2] R.Sindhuja, Soil Nutrient Identification Using Arduino, Asian Journal of Applied Science and Technology (AJAST), 2017
- [3] Lokesh.K, Automated crop prediction based on efficient soil nutrient estimation using sensor Network, National Conference on Product Design (NCPD 2016)
- [4] Fenila Naomi J, A Soil Quality Analysis and An Efficient Irrigation System using Agro-Sensors, International Journal of Engineering and Advanced Technology (IJEAT), 2019
- [5] R.Sujatha, A Survey on Soil Monitoring and Testing In Smart Farming Using IOT And Cloud Platform, Int. Journal of Engineering Research and Applications
- [6] P.Sukumar, Real Time soil fertility analyzer using IOT, National Conference On Emerging Trends In Information, Management And Engineering Sciences NC'e TIMES, 2018
- [7] S. Panchamurthi, Soil Analysis and Prediction of Suitable Crop for Agriculture using Machine Learning, International Journal for Research in Applied Science & Engineering Technology (IJRASET), March 2019
- [8] Madhuri Kommineni, A Survey of using Data Mining Techniques for Soil Fertility, International Journal of Engineering & Technology(IJET), 2018
- [9] Sk Al Zaminur Rahman ; Kaushik Chandra Mitra , Soil Classification using Machine Learning Methods and Crop Suggestion Based on Soil Series, International Conference of Computer and Information Technology (ICCIIT), 2018
- [10] BalajiBhanu, K. RaghavRao, J. V. N. Ramesh, Mohammed Ali Hussain, Agriculture Field Monitoring and Analysis using Wireless Sensor Networks for improving Crop Production", IEEE, 2014.
- [11] MUHAMMAD AYAZ, Internet-of-Things (IOT)-Based Smart Agriculture: Toward Making the Fields Talk, IEEE Access, August 2019
- [12] Dr. Muralidhara B L, A Review on different technologies used in Agriculture, International Journal of Pure and Applied Mathematics, 2018
- [13] N.Rajput, Wireless Sensor Networks: Apple farming in Northern India, International Conference on Computational Intelligence and Communication Networks, 2012
- [14] J.Jayaprahas1 , S.Sivachandran2 , K.Navin3 , K.Balakrishnan4 , Real Time Embedded Based Soil Analyzer. International Research Journal of Engineering and Technology (IRJET). Volume: 3 Issue 3 | March 2014
- [15] D. V. S. Srikar1, K. C. Sairam1, T. Srikanth1, Gayathri Narayanan, Implementation and Testing of Cyber Physical System in Laboratory for Precision Agriculture, IEEE 2018
- [16] V. Rajeswari* and K. Arunesh, Analysing Soil Data using Data Mining Classification Techniques, Indian Journal of Science and Technology, May 2016
- [17] Dhareesh Vadalia¹, Minal Vaity², Krutika Tawate³, Dynaneshwar Kapse, International Research Journal of Engineering and Technology (IRJET), Real Time soil fertility analyzer and crop prediction
- [18] Chaithra N.T1 , Nagarathna2 ,NithiKumar3 , IOSR Journal of Computer Engineering (IOSR-JCE) , Measurable Nutrients and Available Sensors to Design a Soil Tester with Crop recommendation 2019
- [19] Rekha P, LekshmiG.S and ManeeshaV.Ramesh, "Inegrated Wireless Sensor Network for Smart Sesame Farming in India", Elsevier, 2012.
- [20] DrishtiKansjilal, Divyata Singh, Rakhi Reddy, Prof Jimmy Mathew, "SmartFarm: Extending Automation to the Farm ", IJSTR, 2014



10.22214/IJRASET



45.98



IMPACT FACTOR:
7.129



IMPACT FACTOR:
7.429



INTERNATIONAL JOURNAL FOR RESEARCH

IN APPLIED SCIENCE & ENGINEERING TECHNOLOGY

Call : 08813907089  (24*7 Support on Whatsapp)