



iJRASET

International Journal For Research in
Applied Science and Engineering Technology



INTERNATIONAL JOURNAL FOR RESEARCH

IN APPLIED SCIENCE & ENGINEERING TECHNOLOGY

Volume: 9 Issue: VI Month of publication: June 2021

DOI: <https://doi.org/10.22214/ijraset.2021.35354>

www.ijraset.com

Call:  08813907089

E-mail ID: ijraset@gmail.com



Solar Irrigation System, Auto Fencing, Monitoring and Control using IOT

Saida¹, T. Shashank², Mrinal Rawat³, Dr. Vikram Palodiya⁴

^{1,2,3}UG students, ⁴Assistant Professor, Department of Electronics & Communication Engineering
Sreenidhi Institute of Science and Technology, Hyderabad

Abstract: *Agricultural strategies are changing quickly as a result of late advances in sustainable power innovation. The new headways in environmentally friendly power can be adequately utilized in the agribusiness area to decrease reliance on regular harvests water system procedures and petroleum derivatives. The Solar-Powered Smart Irrigation System intends to give an IoT arrangement in computerizing the watering interaction utilizing an Arduino-based microcontroller and sensors. It is an energy proficient and eco-accommodating framework that produces power from the photovoltaic cells to supply water to the plants from the water siphons. The watering cycle is driven by the dampness substance of the dirt utilizing sensors. Edge limit are set for soil dampness sensor to guarantee productive and viable utilization of water asset. The fundamental microcontroller unit controls the framework at whatever point the sensor is across limit esteem. Likewise, the framework has implicit temperature and dampness sensors to screen the environment condition on the particular climate. Another sensor is carried out to gauge the water tank level which fills in as capacity limit that provisions the water to the framework. With the incorporation of IoT, mechanized water system can be effectively access and distantly checked over the versatile application through a remote specialized gadget. With these shrewd water system procedures, it replaces the customary water system framework that helps decline the manual intercession and mix-ups*

Index Terms – Microcontroller, Sensors, Solar Panel, IOT, Arduino Ide.

I. INTRODUCTION

Throughout the long term, a few turn of events and advancement have run over to additionally limit the fast draining of common assets in the environment[1]. Fundamental necessities, for example, food and water have a basic piece of regular daily existences on Earth. Water assumes a critical part in the climate. Internationally, 70% of water come from characteristic assets, for example, groundwater frameworks, lakes and streams to help crop water systems and taking care of livestock[2]. With the water system frameworks, it is essential to amplify plant usefulness, productive energy utilization and diminish water wastage[2],[3]. A few methodologies have been finished by the analysts on the best way to improve the water system frameworks. With the worldwide energy emergency, drive for moving towards use of sustainable assets did as conceivable arrangement. Contributing on zero-fossil fuel byproduct and utilizing energy proficient products. The most plentiful wellspring of energy is the sun[4]. Producing power from the sun based energy through photovoltaic cells is by and large generally utilized these days. Empowering the utilization of this energy-productive framework in different areas makes a gradually declining cost to develop the sun oriented innovation. This application can be utilized in water system framework since it is a way delivering clean energy for the climate. There are numerous uses of the sun oriented age framework to think about like water system framework, domesticated animals watering and homegrown employments.

II. LITERATURE SURVEY

Essential examination is completed under the accompanying stages, like Understanding the current methodologies, Understanding the prerequisites, fostering a theoretical for the system[5],[6]. In this paper, soil dampness sensor, temperature and mugginess sensors set in root zone of plant and communicate information to android application. Edge worth of soil dampness sensor that was customized into a microcontroller to control water quantity[7]. Temperature, moistness and soil dampness esteems are shown on the android application. This paper on "Programmed Irrigation System on Sensing Soil Moisture Content" is expected to make a computerized water system instrument which turns the siphoning engine ON and OFF on identifying the moistness substance of the earth. In this paper just soil dampness esteem is thought of however proposed project gave augmentation to this existed project by adding temperature and stickiness esteems. In this paper "Microcontroller based Controlled Irrigation System for Plantation" In this paper old age with lesser memory microcontroller is utilized to control the framework however proposed framework utilized arduino uno board which is easy to understand and it assists with unloading the projects without any problem. "A remote utilization of trickle water system mechanization upheld by soil dampness sensors" in this paper water system is done utilizing soil dampness esteems however stretch out to this proposed framework shows temperature and stickiness esteems. By alluding every above paper, it is tracked down that no such frameworks are existed with all incorporated highlights yet proposed framework incorporates these all highlights, for example, showing.



III. METHODOLOGY

In this project, we used the sunlight based age of power to supply the water siphons for the watering interaction. In this sunlight based controlled framework, the wellspring of energy is free and is a financially savvy venture for the client. [10]. The water system strategy to be utilized the dribble water system which is a known effective technique for uniform appropriation of water to plants.[11],[12]. Dribble water system has a productivity of about 90% other than the sprinkler framework which just has 75%-85%. The technique is not difficult to introduce, economical and expanding plant development due to decrease dampness levels. With dribble water system framework, it permits to control the measure of water the plants get and utilizes trickle producers for closeness. The framework permits decrease water misfortune and utilization and forestalls soil float and surface run off[13]. Float and surface run off are a wonder that water being blown into non-required area. Several approaches have been made in observing information for the water systems framework like utilizing GPRS module and GSM based system[14]. In a mechanized water system framework utilizing the GPRS module, the water system happens utilizing remote sensor units to communicate information connected in radio handset. ZigBee innovation is used for distant observing of information that can be access through a web worker by means of versatile organization. Because of the ZigBee convention, the framework may turn out to be exorbitant and complex framework approach.

A. Software

For the brilliant water system framework to be completely practical and operational the accompanying applications are utilized:

- 1) *Arduino IDE Software*: used to program the framework. It is an open-source stage that is not difficult to compose programming language and transfer to the microcontroller. It can on any product climate like Windows, Mac OS and Linux.
- 2) *Proteus*: application utilized for circuit recreation of the general framework.
- 3) *RemoteXY*: portable application with client graphical interface for IoT approach. This application fills in as the distant checking of the framework.
- 4) *EasyEDA*: a free online circuit plan programming for schematic chart and PCB Layout.

B. Arduino IDE

IT is an open-source PC equipment and programming organization, task and client local area that plans and makes microcontroller-based units for building computerized gadgets and intelligent articles that can detect and control the actual world. The Arduino incorporated improvement climate (IDE) is a cross-stage application written in Java, and is gotten from the IDE for the Processing programming language and the Wiring projects. which likewise upholds the dialects C and C++. A commonplace Arduino C/C++ sketch comprise of two capacities that are accumulated and connected with a program stub principle () into an executable cyclic leader program:

- 1) *Setup ()*: a capacity that runs once toward the beginning of a program and that can instate settings.
- 2) *Loop ()*: a capacity called more than once until the board controls off.

Subsequent to accumulating and connecting with the GNU apparatus chain, additionally included with the IDE dispersion, the Arduino IDE utilizes the program avrdude to change over the executable code into a book record in hexadecimal coding that is stacked into the Arduino board by a loader program in the board's firmware. Arduino all the more straight forward by permitting the utilization of a normal PC as the developer. As of now, optiboot loader is the default boot loader introduced on Arduino UNO.

IV. BLOCK DIAGRAM & CIRCUIT CONNECTIONS

This is an Arduino-based microcontroller framework in which it controls the general framework operability and usefulness. Sensors are used for communicating ongoing information for observing interaction that incorporate the environment conditions dependent on temperature and stickiness sensor, the dampness substance of the dirt and water stockpiling capacity[15]. Sensor boundaries are set to explicit set direct qualities toward give legitimate watering measure in which the water siphon is constrained by the microcontroller. For the distant checking and following purposes for the sensors, the framework used a portable application called Remote XY[16]. RemoteXY is a simple versatile graphical interface that makes a collaboration between the client and the framework. The point of this venture is to improve the general proficiency and maintainability that uses clean-energy and mechanical development. With the patch up of IoT on farming business, it will make a key and all around oversaw water system practices[16]. This may result to great ecological results and conquer apparent environment escalation issues.

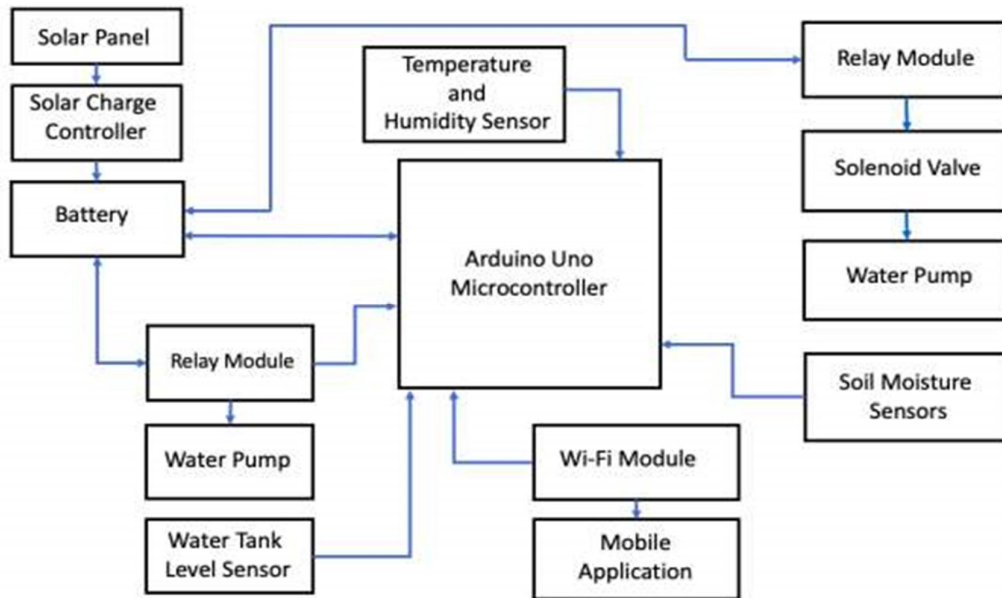


Figure 1: Block Diagram of the Smart Irrigation System

It addresses the stream diagram of how the water system framework functions. It begins with the versatile application introduction of the client and driving on the fundamental regulator of the framework. Different sensors will obtain information from the temperature and dampness sensor, dampness sensor and water tank level sensor. For the water siphons to work, set point esteems have been build up inside edge limits. The obtained information will be shipped off the versatile application for the client to distantly screen the framework by means of the Wi-Fi module

V. FLOW CHART

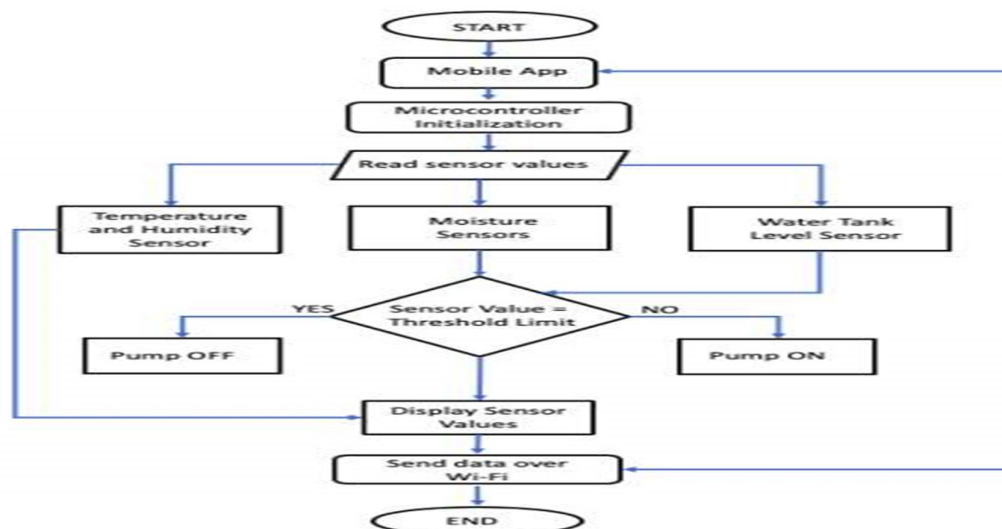


Figure 2: Flow Chart of the Irrigation System

The Arduino Uno is the fundamental segment of the sunlight based fueled savvy water system framework and is photovoltaic cells and battery that fills in as the principle power supply. When the inventory is associated, the microcontroller framework will introduce all the associated gadget including the sensors, transfers, the water siphon and the remote module[17]. When the boundaries are gathered from the temperature and mugginess sensor, soil dampness sensor and the tank stockpiling limit level, the information is sent remotely and show on the versatile application interface. The framework has a DHT11 sensor which

estimates the environment condition on the space like the temperature and humidity[18]. When the dirt dampness content is dictated by the dirt dampness sensor, the regulator will start the interaction in watering the plants. Edge breaking point of 30%-55% address the set dampness levels for the dirt. In the event that the read information isn't inside its reach, for example, the dirt dampness content is perused at 20%, the microcontroller will start to trigger the transfers to initiate the valves and switch ON the siphon. Along these lines, the valves are available to water the plants since it demonstrates a low soil dampness content[18],[19]. The valves are switch ON until the ideal dampness content is reached. At the point when the dampness content is inside as far as possible, the microcontroller will motion toward the transfer to stop for the valves to switch OFF[20]. The obtained information is shown on the versatile application with pointers of the valves in the event that it is on open or close state.

VI. RESULTS




Fig3: Connected Circuit

VII. CONCLUSION

I infer that this framework is not difficult to execute and time, cash and labor saving answer for watering fields. The sun based controlled savvy water system framework utilizing IoT shows an assortment of information utilizing sensors for usefulness and productivity. The produces a perfect energy by using the sun based age innovation which improves cost the executives and waste decrease for in general improved framework execution. The framework additionally permits checking the water system measure without manual mediation subsequently accomplishing advanced outcomes and more effective utilization of water assets. The framework is set to convey a more useful and practical water system strategy and gainful to the climate.

VIII. ACKNOWLEDGEMENT

Firstly, we are grateful to the Sreenidhi Institute of Science and Technology for allowing us to work on this project. We are fortunate to have worked under the supervision of our guide Dr. Vikram palodiya. His guidance and ideas have made this project work. We are thankful to Dr. Syed Jahangir Badashah for being in charge of this project and conduction reviews. We are also thankful to the HOD of Electronics and Communication Engineering [ECE], Dr. S.P.V. Subba Rao for giving us access to all the resources that went into building this project.

REFERENCES

- [1] Hansen, J. (2019). *Advantages & Disadvantages of Irrigation Systems*. Retrieved from Hunker – Gardening Basics: <https://www.hunker.com/13404714/advantages-disadvantages-of-irrigation-systems>
- [2] Irrigation New Zealand. (2018, August 29). *Irrigation New Zealand: Good Farming Practices and Fast Facts*. Retrieved from Irrigation New Zealand https://www.irrigationnz.co.nz/KnowledgeResources/Category?Action=View&Category_id=75
- [3] Jaycar Electronics. (2019). *Miniature 12V 3A PWM Solar Charge Controller*. Retrieved from Jaycar Electronics: <https://www.jaycar.co.nz/miniature-12v-3a-pwm-solar-charge-controller/p/MP3762>
- [4] Last Minute Engineers. (2019). *How HC-SR04 Ultrasonic Sensor Works & Interface It With Arduino*. Retrieved from Last Minute Engineers: <https://lastminuteengineers.com/arduino-sr04-ultrasonic-sensor-tutorial/>
- [5] McFadden, C. (2017, May 06). *How Exactly Does Drip Irrigation Work?* Retrieved from Interesting Engineering: <https://interestingengineering.com/how-exactly-does-drip-irrigation-work>
- [6] Pravina B. Chikankar, D. M. (2015). An automatic irrigation system using ZigBee in wireless sensor network. *10.1109/PERVASIVE.2015.7086997*, 1-5.
- [7] Turner, S. (2012, October 17). *How Does Solar Energy Work?* Retrieved from SOLAR ENERGY BASE. Staring at the sun.: <https://www.solarenergybase.com/how-does-solar-energy-work>
- [8] Hans Hartung, L. P. (2018). The benefits and risks of solar-powered irrigation – a global overview. *Food and Agriculture Organization of the United Nations*, 51. Retrieved from Food and Agriculture Organization of the United Nations.



- [9] Hansen, J. (2019). *Advantages & Disadvantages of Irrigation Systems*. Retrieved from Hunker – Gardening Basics: <https://www.hunker.com/13404714/advantages-disadvantages-of-irrigation-systems>
- [10] Irrigation New Zealand. (2018, August 29). *Irrigation New Zealand: Good Farming Practices and Fast Facts*. Retrieved from Irrigation New Zealand: https://www.irrigationnz.co.nz/KnowledgeResources/Category?Action=View&Category_id=75
- [11] Jaycar Electronics. (2019). *Miniature 12V 3A PWM Solar Charge Controller*. Retrieved from Jaycar Electronics: <https://www.jaycar.co.nz/miniature-12v-3a-pwm-solar-charge-controller/p/MP3762>
- [12] Darshil, P. (2017, August 31). Things You Should Know Before Using ESP8266 WiFi Module. Retrieved from Hackster IO: <https://www.hackster.io/PatelDarshil/things-you-should-know-before-using-esp8266-wifi-module-784001>
- [13] Hans Hartung, L. P. (2018). The benefits and risks of solar-powered irrigation – a global overview. Food and Agriculture Organization of the United Nations, 51. Retrieved from Food and Agriculture Organization of the United Nations. [6] Hansen, J. (2019). *Advantages & Disadvantages of Irrigation Systems*.
- [14] https://www.irrigationnz.co.nz/KnowledgeResources/Category?Action=View&Category_id=75 [8] Jaycar Electronics. (2019).
- [15] Miniature 12V 3A PWM Solar Charge Controller. Retrieved from Jaycar Electronics: <https://www.jaycar.co.nz/miniature-12v-3a-pwm-solar-chargecontroller/p/MP3762>.
- [16] Turner, S. (2012, October 17). *How Does Solar Energy Work?* Retrieved from SOLAR ENERGY BASE. Staring at the sun.: <https://www.solarenergybase.com/how-does-solar-energy-work>
- [17] Hans Hartung, L. P. (2018). The benefits and risks of solar-powered irrigation – a global overview. *Food and Agriculture Organization of the United Nations*, 51. Retrieved from Food and Agriculture Organization of the United Nations.
- [18] Hansen, J. (2019). *Advantages & Disadvantages of Irrigation Systems*. Retrieved from Hunker – Gardening Basics: <https://www.hunker.com/13404714/advantages-disadvantages-of-irrigation-systems>
- [19] Irrigation New Zealand. (2018, August 29). *Irrigation New Zealand: Good Farming Practices and Fast Facts*. Retrieved from Irrigation New Zealand: https://www.irrigationnz.co.nz/KnowledgeResources/Category?Action=View&Category_id=75
- [20] Jaycar Electronics. (2019). *Miniature 12V 3A PWM Solar Charge Controller*. Retrieved from Jaycar Electronics: <https://www.jaycar.co.nz/miniature-12v-3a-pwm-solar-charge-controller/p/MP3762>



10.22214/IJRASET



45.98



IMPACT FACTOR:
7.129



IMPACT FACTOR:
7.429



INTERNATIONAL JOURNAL FOR RESEARCH

IN APPLIED SCIENCE & ENGINEERING TECHNOLOGY

Call : 08813907089  (24*7 Support on Whatsapp)