



# IJRASET

International Journal For Research in  
Applied Science and Engineering Technology



---

# INTERNATIONAL JOURNAL FOR RESEARCH

IN APPLIED SCIENCE & ENGINEERING TECHNOLOGY

---

**Volume: 9      Issue: VI      Month of publication: June 2021**

**DOI: <https://doi.org/10.22214/ijraset.2021.35691>**

**[www.ijraset.com](http://www.ijraset.com)**

**Call:  08813907089**

**E-mail ID: [ijraset@gmail.com](mailto:ijraset@gmail.com)**

# Smart Irrigation using IOT and Arduino

Noora Rakesh<sup>1</sup>, S Ajay<sup>2</sup>, G Bindu Sri<sup>3</sup>, Mrs. G Radhika<sup>4</sup>

<sup>1,2,3</sup>U.G. Student, <sup>4</sup>Associate Professor, Dept. of ECE,

Sreenidhi Institute of Science and Technology, Hyderabad, Telangana-501301 India

**Abstract** — India is in particular an agricultural country. Agriculture is the maximum vital career for the maximum of the Indian families. It performs essential position withinside the improvement of agricultural country. In India, agriculture contributes approximately 16% of general GDP and 10% of general exports. Water is most important aid for Agriculture. Irrigation is one approach to deliver water but, in a few cases, there could be lot of water wastage. So, on this regard to shop water and time we've got proposed venture titled automated irrigation device the use of IoT the clever irrigation device is evolved to optimize water use and effective agricultural crops. The primary thing required to get desired results are Temperature, Humidity, Light depth and Water. Keeping those parameters in thoughts we have constructed a Smart irrigation device Over IOT the usage of Arduino. This device may be very green for developing edible vegetation with quality. The different vital a part of this venture is that it is completely automatic These days IOT is broadly used in lots of applications. This machine has a dispensed wi-fi community of soil-moisture and temperature sensors placed withinside the root quarter of the plants. In addition, a gateway unit handles sensor information, triggers and transmits sensors records the usage of IOT to a web utility and Android utility. A set of rules became advanced with threshold values of temperature and soil moisture that became programmed into a Arduino primarily based totally gateway to control water quantity.

**Keywords**—IOT, ARDUINO

## I. INTRODUCTION

Over the decade, with growing era we saw rapid improvement in the infrastructure of numerous industries. These improvements significantly increased especially since people have started connecting with each other virtually, the growth exponentially raised as soon as the era of interacting with already to be had assets or era become found out accordingly remodelling the non-dwelling into „smart“ thru sensors and internet, which we regularly regard as Internet of things.

Agribusiness is the foundation of Indian economy, hence addressing the troubles faced through this enterprise is natural. Due to specific climatic conditions, terrains, in addition to relatively much fewer professional labourers withinside the farming enterprise the enterprise suffers non uniform rain pattern, soil erosion hence removing the pinnacle fertile soil in addition to lack professionals who can test the soil texture on a ordinary basis. Moreover, irrigation of huge fields results in water wastage as well as now no longer properly utilizing water especially during summer. But a growing a era which solves maximum of the troubles even as giving a comments to consumer is but to be visible in motion withinside the enterprise. There is an earnest want to make a framework regarding this subject for improvement and supportable utilization of water. In the course of recent years, ranchers began utilizing PCs and programming frameworks to arrange their monetary information and monitor their exchanges with outsiders and moreover display their harvests all of the greater successfully. In the Internet time, wherein records assumes a key job in individuals' lives, agribusiness is quickly turning into an information escalated enterprise wherein

International Journal of Advanced Science and Technology Vol. 29, No. 4s, (2020), pp. 3080-3090 3081 ISSN: 2005-4238

IJAST Copyright ©2020SERSCranchers want to acquire and assess a fantastic measure of records from a diverse quantity of gadgets however nonetheless now no longer widespread. Thus, the principal purpose of the paper is to goal as many hassle statements as possible. The Initial purpose of the paper is to expand a gadget with soil moisture sensor which senses the moisture, humidity of the soil and sends a comment to the microcontroller which analyses the records and decides whether the pump must start working or now no longer. The proposed framework utilizing a microcontroller board-Arduino UNO which incorporates an eight-bit microcontroller-ATMEGA328P. The records captured through sensor and the pumps fame will be transmitted to the consumer to help keeping a track from a isolated place. This ensures now no longer much less or extra water for soil hence keeps the moisture in addition to now no longer losing the water.

At the factor while the soil moistness regards have outperformed pretty a long way then emanating siphon will begin watering the earth according to the program and will, herefore, stop while the earth gets sufficient sogginess.

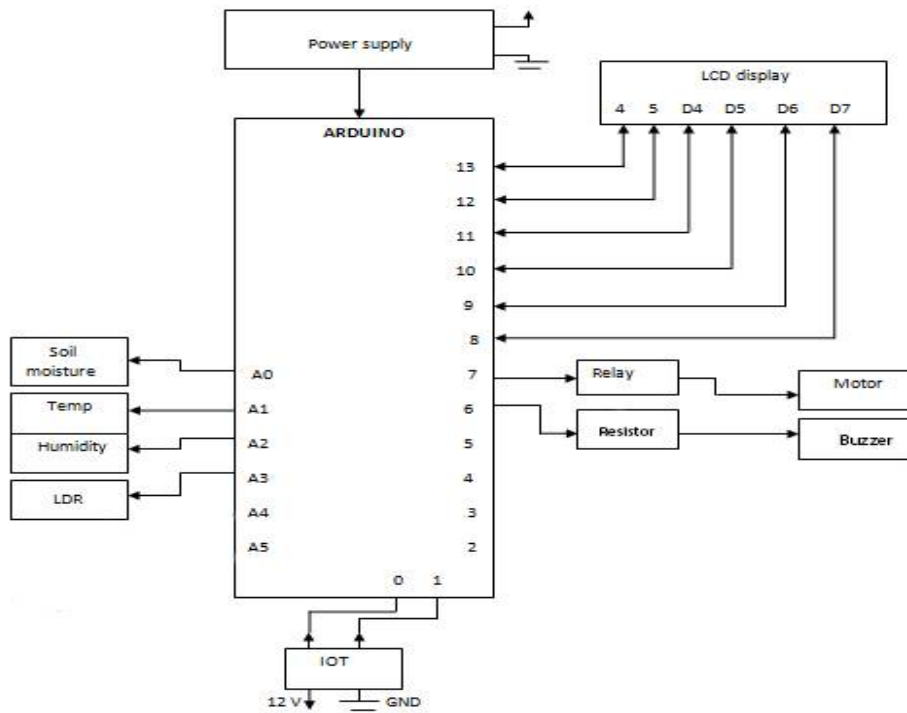
## II. LITERATURE SURVEY

Primary investigation is carried out under the following stages, such as Understanding the existing approaches, Understanding the requirements, developing an abstract for the system. In this paper, soil moisture sensor, temperature and humidity sensors placed in root zone of plant and transmit data to android application. Threshold value of soil moisture sensor that was programmed into a microcontroller to control water quantity. Temperature, humidity and soil moisture values are displayed on

the android application. This paper on "Automatic Irrigation System on Sensing Soil Moisture Content" is intended to create an automated irrigation mechanism which turns the pumping motor ON and OFF on detecting the dampness content of the earth. In this paper only soil moisture value is considered but proposed project provided extension to this existed project by adding Temperature and humidity values. Remote Monitoring in Agricultural Greenhouse Using Wireless Sensor and Short Message Service (SMS). In this paper they may be sending records thru SMS however proposed machine sends the values to cellular software. This proposed paper is Arduino primarily based totally faraway irrigation machine advanced for the rural plantation, that is positioned on the faraway area and required water presents for plantation while the humidity of the soil is going under the set-factor fee. But on this we did now no longer privy to the soil moisture degree so to triumph over this downside proposed machine protected with greater characteristic soil moisture fee and temperature fee which displayed at the farmer cellular software. "Irrigation Control System Using Android and GSM for Efficient Use of Water and Power" this machine-made use of GSM to manipulate the machine which might cost a little greater so to triumph over that proposed machine used Arduino uno board which already include in construct wireless module. "Microcontroller primarily based totally Controlled Irrigation System for Plantation" In this paper vintage era with lesser reminiscence microcontroller is used to manipulate the machine however proposed machine-made use of Arduino yun board that is consumer pleasant and it allows to unload the packages easily. "A wi-fi software of drip irrigation automation supported via way of means of soil moisture sensors" on this paper irrigation is accomplished the usage of soil moisture values however expand to this proposed machine shows temperature and humidity values. By referring all above papers, it's far observed that no such structures are existed with all included capabilities however proposed machine consists of those all capabilities together with displaying. temperature, humidity and soil moisture values and also automatic switching on and off of motor by considering soil moisture values.

The modern picture of declining water levels, drying rivers and tanks, and an uncertain environment creates challenges for appropriate water use. To deal with this, temperature and moisture sensors are installed in strategic locations for crop monitoring. We suggested hardware selection strategies and gave basic and reference models on which an IoT system might be built. A comparison of various existing systems revealed how to get started with already available IOT-powered horticulture and farm solutions.

### III. WORKING



System Block Diagram

In this clever smart irrigation task, we use sensors in real time. These sensors, IOT module, motor driven circuit and motor are linked to an Arduino. According to the code written and dumped within the Arduino board the operating of the package is,

whenever the strength supply is becoming ON, all the sensors will ship the readings to the Arduino board within the package and in line with the action written in the code the motor will flip ON or OFF.

At the same time a SMS notification and e-mail notifications or alert is dispatched to the user using a IOT module. Here we use IOT module behalf of GSM module and here we will get entry to to a android software and internet site the use of IOT module. Also, we can manually operate the package the use of android utility and net. So, by way of the usage of this kit farmers can get admission to to their farms remotely and may access to their farms in irrelevant conditions or they could control a couple of farm at a time.

The data collected by the sensors (Fc-28, LDR, LM35) will be kept in a database folder that can be accessed via an android or web application on the farm field. The system is turned on and off in the control section using the application's ON/OFF buttons. Also, when the temperature exceeds 35 degrees Celsius and the soil moisture exceeds 40, this mechanism is automatically engaged. The pump will activate. A user receives an SMS notification or an alert via an IOT module. Instead of using the GSM module, we utilize the IOT module (ESP 12). This kit can be controlled both automatically and manually.

#### *A. Arduino Microcontroller*

Arduino is a free, open-source electronics platform with simple hardware and software. Arduino boards can take inputs such as light from a sensor or a finger on a button – and convert them to outputs – such as starting a motor or turning on an LED. A microcontroller is a miniature computer that is built onto a single integrated circuit. A system on a chip is the contemporary word for it. It has one or more CPUs in it. Memory and programmable input/output peripherals are also included.

Microcontrollers are intended for use in embedded systems. They are employed in products and gadgets that are automatically operated, such as Implantable medical devices, vehicle engine control systems embedded systems, such as remote controls, office machines, and other embedded systems. The Arduino board can communicate at various baud rates, making it a microcontroller. The number of times the hardware can transfer 0s and 1s in a second is measured in bauds. The Arduino ID is the Arduino's software.

#### *B. Soil Moisture Sensor*

Soil moisture sensors are used to determine the volumetric water content of soil. Soil moisture sensors assess the volumetric water content indirectly by employing another feature of the soil, such as electrical resistance, dielectric constant, or neutron interaction, as a surrogate for the direct gravimetric measurement of free soil moisture. content of moisture This sensor includes two probes that carry current through the soil before detecting the resistance of the soil to determine the moisture level. We Water makes the soil more prone to electric conductivity, resulting in lower soil resistance, whereas dry soil has higher resistance. As a result of the poor electrical conductivity, there is increased resistance in the soil.

#### *C. Temperature and Humidity Sensor*

The DHT11 is a typically used Temperature and humidity sensor. The sensor comes with a devoted NTC to degree temperature and an 8-bit microcontroller to output the values of temperature and humidity as serial records. The sensor is also factory calibrated and as a result clean to interface with different microcontrollers. The sensor can measure temperature from zero°C to 50°C and humidity from 20% to 90% with an accuracy of +1°C and +1%. So, in case you are trying to measure on this range then this sensor is probably the proper preference for you. The DHT11 is a simple, ultra-low-fee virtual temperature and humidity sensor. It makes use of a capacitive humidity sensor and a thermistor to measure the encircling air, and spits out a digital sign on the facts pin (no analog input pins needed). It's pretty easy to use, but calls for cautious timing to seize information. You can get new facts from it once each 2 seconds, so when the use of the library from Adafruit, sensor readings may be up to 2 seconds' antique. Comes with a four.7K or 10K resistor, which you will need to apply as a pullup from the data pin to VCC.

#### *D. ESP8266-01 Wi-Fi Module*

It runs at 80 MHz on a 32-bit RISC CPU based on the TensilicaXtensa L106 (or over clocked to 160 MHz). It has a 64-kilobyte boot ROM, 64-kilobyte instruction RAM, and 96-kilobyte data RAM. SPI can be used to access external flash memory. The ESP8266 module is a low-cost standalone wireless transceiver that can be utilised in IoT applications. The microcontroller must be able to communicate with the ESP8266 module. to use an AT command set the microcontroller connects with the ESP8266-01 module using a UART with a set Baud rate. This chip is used by a variety of third-party manufacturers to create various modules. As a result, the module has a variety of pin availability.

The NodeMCU platform is a free and open source IoT platform. It includes 17 GPIO pins that can be used for a number of purposes. It's a microcontroller that can connect to the internet via WiFi.

#### 1) Specifications:

- The working voltage is 3.3 volts.
- There are 16 digital pins
- A single analogue pin
- 4MB flash memory
- 64MB SRAM
- The clock frequency is 80 MHz.

#### E. LDR Sensor


An LDR or light structured resistor. It is a one sort of resistor whose resistance varies relying on the quantity of light falling on its floor. When the mild falls at the resistor, then the resistance changes. For instance, while the LDR is in darkness, then it may be used to show ON a light or to turn OFF a mild when it is inside the mild. A regular light structured resistor has a resistance within the darkness of 1M $\Omega$ , and inside the brightness a resistance of more than one K $\Omega$ . The photons in the incident mild ought to have strength more than the band gap of the semiconductor fabric. This makes the electrons bounce from the valence band to conduction.

#### F. Blynk

Blynk is used to manage and monitor hardware projects. By creating a project via the Blynk app, we can keep an eye on the irrigation system.

- The Blynk app is used to create projects.
- The Blynk server is used to connect a smartphone to a piece of hardware.
- The Blynk libraries are used to communicate with the server.

## IV. RESULT AND ANALYSIS




## V. FUTURE SCOPE

This complements the operating functionality and efficiency of the cutting-edge prototype. This idea can be carried out no longer best in agricultural fields however additionally in gardens or any region in general in which water supply is scarce and clever strategies are required to make the most out of the confined resources. This task has a sizeable scope while it's far combined with the principles of Internet of Things (IOT). Automation is honestly the destiny as all and sundry is looking to get the most out of the limited assets, they've and are looking ahead to make greater by spending less. Projects like this could provide automation a brand new size with the aid of constructing blocks for a greater sustainable future.

## VI. CONCLUSION

For agricultural productivity, the smart irrigation system is both viable and cost-effective. This irrigation technique improves sustainability by allowing farming in areas where water is scarce. The designed smart irrigation system demonstrates that for a given amount of fresh biomass output, water use may be reduced. This irrigation system is quite important. is particularly relevant and significant for organic crops and other geographically isolated agricultural products. The IOT module is used to create a real-time irrigation system. The technology is extremely adaptable and cost-effective. It is so simple and reliable that it



does not require anyone to be on duty. Implementing this method in the field will undoubtedly aid in increasing crop yields and lowering costs. Overall production, and the bulk of the agricultural community will be able to afford it.

#### ACKNOWLEDGEMENT

Firstly, we are grateful to the Sreenidhi Institute of Science and Technology for allowing us to work on this project. We are fortunate to have worked under the supervision of our guide Mrs. G Radhika. His guidance and ideas have made this project work. We are thankful to Dr. Syed Jahangir Badashah for being in charge of this project and conduction reviews. We are also thankful to the HOD of Electronics and Communication Engineering [ECE], Dr. S.P.V. Subba Rao for giving us access to all the resources that went into building this project.

#### REFERENCES

- [1] Md.Atiqul Islam (2014) Solar Agricultural Water Pumping System with Auto Tracking and Sensors [https://www.researchgate.net/publication/321017912\\_Solar\\_Agricultural\\_Water\\_Pumping\\_System\\_with\\_Auto\\_Tracking\\_and\\_Sensors](https://www.researchgate.net/publication/321017912_Solar_Agricultural_Water_Pumping_System_with_Auto_Tracking_and_Sensors)
- [2] Ayoade Felix Agbetuyi, Orovwode hope Evwieroghene (2018) Design and of an automatic irrigation system based on monitoring soil moisture. [https://www.researchgate.net/publication/309251140\\_Design\\_and\\_implementation\\_of\\_an\\_a\\_utomatic\\_irrigation\\_system\\_based\\_on\\_monitoring\\_soil\\_moisture](https://www.researchgate.net/publication/309251140_Design_and_implementation_of_an_a_utomatic_irrigation_system_based_on_monitoring_soil_moisture)
- [3] Stéphanie Roblin (2016) Solar Powered Smart Irrigation System <http://www.renewableenergyfocus.com/view/44586/solar-powered-irrigation-a-solution-to-water-management-in-agriculture/>
- [4] G A Gines, J G Bea and T D Palaoag (2018) Characterization of Soil Moisture Level for Rice and Maize Crops using GSM Shield and Arduino Microcontroller <https://iopscience.iop.org/article/10.1088/1757-899X/325/1/012019/pdf>
- [5] Vagulabranan, R., Karthikeyan, M., & Sasikala, V. (2016) Automatic Irrigation System on Sensing Soil Moisture Content. International Research Journal of Engineering and Technology (IRJET), <https://www.irjet.net/archives/V3/i3/IRJET-V3I340.pdf>.
- [6] Arduino.cc. (2021). Arduino – Introduction: <https://www.arduino.cc/en/Guide/Introduction> .
- [7] Arduino.cc. (2021). Arduino - Liquid Crystal: <https://www.arduino.cc/en/Reference/LiquidCrystal> .
- [8] Arduino.cc. (2021). Arduino - DHT sensor: <https://www.arduino.cc/reference/en/libraries/dht-sensor-library/>
- [9] Arduino.cc. (2021). Arduino - Soil sensor: <https://www.arduino.cc/reference/en/libraries/soilsensor/>
- [10] Arduino.cc. (2021). Arduino -map (): <https://www.arduino.cc/reference/en/language/functions/math/map/>



10.22214/IJRASET



45.98



IMPACT FACTOR:  
7.129



IMPACT FACTOR:  
7.429



# INTERNATIONAL JOURNAL FOR RESEARCH

IN APPLIED SCIENCE & ENGINEERING TECHNOLOGY

Call : 08813907089  (24\*7 Support on Whatsapp)