



# IJRASET

International Journal For Research in  
Applied Science and Engineering Technology



---

# INTERNATIONAL JOURNAL FOR RESEARCH

IN APPLIED SCIENCE & ENGINEERING TECHNOLOGY

---

**Volume: 9      Issue: VI      Month of publication: June 2021**

**DOI: <https://doi.org/10.22214/ijraset.2021.35885>**

**[www.ijraset.com](http://www.ijraset.com)**

**Call:  08813907089**

**E-mail ID: [ijraset@gmail.com](mailto:ijraset@gmail.com)**

# Android App: Appno ki Madad (AKM)

Gaurav Tiwari<sup>1</sup>, Abhishek Rai<sup>2</sup>, Basant Choudhary<sup>3</sup>, Robin<sup>4</sup>, Prof. Manoj Kumar Yadav<sup>5</sup>

<sup>1, 2, 3, 4</sup>Student, <sup>5</sup>Guide, Department of Computer Science, Dronacharya group of institution, knowledge park 3, Greater Noida, Dr. A.P.J. Abdul Kalam Technical University, Uttar Pradesh, India

**Abstract:** In covid-19 we have seen in our localities/societies/village people faces lot of difficulties and problem and they really want to help each other but they don't know which person need help and how to help them. by taking all these into accounts we have made an application on a small scale in which people can help each other.

In this research paper we have done complete analysis of an android application developed by us for to help in need. this paper refers the aim behind developing the android application in this paper we have mentioned how we can help each other in needy and keep record . In addition this paper also gives an introduction of some basic concepts of android application development.

**Keywords:** Social help, reference location, Personal help, Android application.

## I. INTRODUCTION

SO this app basically help all those who really need help when they are in trouble or in emergency case like theft, robbery , harassment etc. I think this application also help to make environment peaceful and people can feel safe themselves.

- A. At First, User have to register in this application. There are two type of section in registration form. A. user registration: who want to take help. Social helper registration: who want to help. These thing already asked during registration for which they want to choose.
- B. They have to fill all detail like name, address, contact, profile photo and email.id, Registration only complete when they fill all detail. And this can be verify by admin of organization.
- C. If someone want to take help then he/she has to register or if they had already register then just click on help section of that application then some message are generated and send alert message to social helper who had already registered. This sent message having two option "Allow" and "Deny" if specific social helper want to help then he have to click on "Allow" button or if After clicking Allow button by social hepler, then he get all information like profile with picture of user and all his detail will be shown to him and again another message sent to user who need help with information of such specific social hepler with his all detail info and profile with his picture having message confirmation which is shown to user.
- D. In this way, that social helper can go that person's location and give help them with greeting. This paper represent android application for provide help in trouble/emergency/robbery case. The main purpose of developing this android application is to provide security who faces threat. It was necessary to develop such an application which can reduce crime like theft, harassment etc.
- E. For developing this application we have used android for coding and database to store the data.

## II. METHODOLOGY

In this Application we used the firebase Realtime database it is a cloud-hosted database. in this database data store in the JSON.

To method That user install this application in android device and sign with google and fill basic details like name, mobile no, Aadhar No , address After Registration user give the location permission and As well Contact and messaging permission

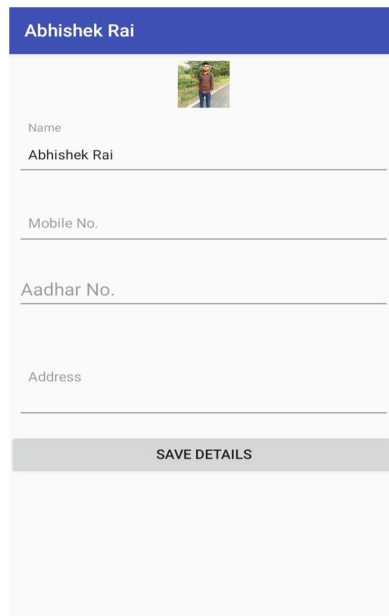
One Is The Important Features of This Application is To authenticate of Both person to help Of OTP Verification That opt seen with the Application Of Needy And Needy Person Give The OTP to The Volunteer To verify this Is Authorized Or Not. And In this application we used The Haversine Formula To calculate The shortest distance between user To take help and To want help with the help of Latitude And Longitude Of Both the user And This Formula Is Important for use of Navigation.

### III. PROPOSED SYSTEM

This application provides the user friendly design to the user. This project is focused and to give the complete application design. To every user can perform the every task is very efficiently and easy to use. In our daily life we want to take help to needy person but we not know which person to want help to help. so this application is middle platform of the both person to take help and to give the help to interact this application. and we divided the different categories like Medical help, Transport help and Consultancy help. applications keep all records and information to the user. The proposed system allows the both user to otp verification. Consistency is maintain in this application to database entry and updates will be done at all places.

With the help of our application these following functionality can be performed such as:- Admin can Verify all the details of user filling in this application and maintains all Records To Database. And also Block or Delele The Unauthorized user that can register to this application

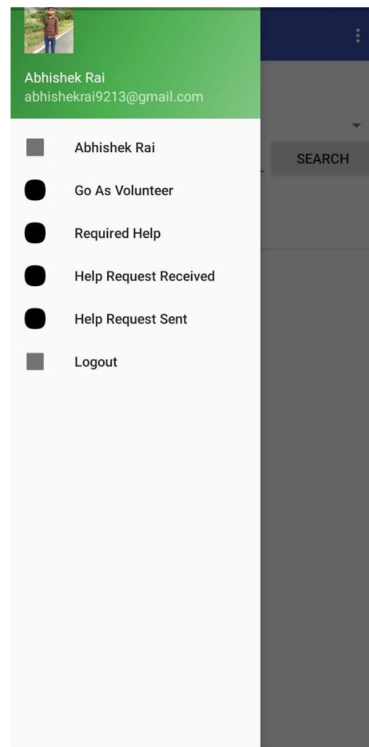
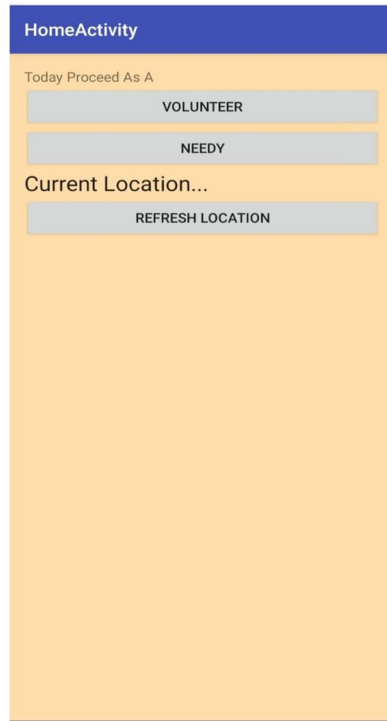
With the help of our proposed application following functions can be performed such as:- User can register themselves. And can update the information any time.



The screenshot shows a mobile application interface for a user profile. At the top, there is a blue header with the name 'Abhishek Rai'. Below the header is a profile picture placeholder. The form contains several input fields: 'Name' (pre-filled with 'Abhishek Rai'), 'Mobile No.', 'Aadhar No.', and 'Address'. At the bottom of the form is a grey button labeled 'SAVE DETAILS'.



The screenshot shows a mobile application interface for a login screen. At the top, there is a blue header with the text 'Apno Ki Madad'. Below the header is a large text area with the message 'Madad k liye aage aayen...'. At the bottom of the screen is a grey button labeled 'LOGIN WITH GOOGLE'.



#### IV. TECHNOLOGY USED MINIMUM HARDWARE REQUIRED

##### A. *Minimum Hardware Required*

- 1) Minimum i3 processor required having 2 GB Free Space.
- 2) 128 MB RAM (1 GB preferred for Android Operating System)
- 3) An Android Device(if possible).

##### B. *Software Required*

- 1) Android studio ( latest version) otherwise any available version will do).
- 2) Firebase Console database to be used.
- 3) Android API's (version 2.3 preferred as most device run this version).
- 4) Windows device preferred.

#### V. ADVANTAGES

To install this application is comes with very simple and easy steps to operate. We can easily install this application on device as it require very low system resources. It has more advantages like

- 1) With the proper use of this application, It may help to reduce crime rate in ruler areas
- 2) Anyone can get help from this application regarding transportation, medical and others
- 3) Security implementation will be updated according to time.
- 4) As this application is (For the people By the people) So it will create humanity and spread feel of love and helping each other among people in community.

#### VI. LIMITATIONS

This android application has some limitations are:

- A. Initially , This application not connect with any organization so there may be chance of creating misbelief Ness among people to use this application
- B. Designation of this application is very simple, so user may or may not be satisfied.
- C. This application connect people in small range mainly focus for rural areas.
- D. There may be chance of getting prank from people who just acting to get help.

#### VII. FUTURE ENHANCEMENT

In this Application We are Provide the help to the shortest distance like locality/village so in future we expand This application to large area like district/state/country. So in future we can make the more development and update this application and add the more categories. for example:

- 1) *We Can Expand This Application To Large Area:* We are using this application to the locality and short but in future enhance the large area to this application.
- 2) *Add More Categories:* In Current This Application has Limited Categories For help, But In Future We Can Add More Categories To this application to need of user and also feedback of user.
- 3) *Attractive Ui design And Add different Theme:* Current application has simple design. We can develop application more attractive.
- 4) *To Create a Hybrid Apps:* In Present time this application is created for one specific platform like android. But In future we enhance

This application native to hybrid that every platform user can use this application and easy to use like as Android, ios, webapps

#### VIII. CONCLUSION

This application is user friendly and easy to use for user. This application is simple And Most Useful For Give The help of needy person that they want to take help. And This Application Is Secure Every Details of User will Be Verify or Authenticate To the User that they Register Ourselves to this Application. This Application is very useful To the Local Area and villager person for Help to each other.



### REFERENCES

- [1] Garima Pandey, Diksha Dani, "Android Mobile Application Build on Eclipse", Volume 4, Issue 2, February 2014. Also Available on: <http://www.ijsrp.org/research-paper-0214/ijsrp-p26114.pdf>
- [2] Jin Wang, " Development of Mobile Application for Android Platform ", Vol.9, No.4 (2014), pp.187-198. Also available on: [http://www.sersc.org/journals/IJMUE/vol9\\_no4\\_2014/20.pdf](http://www.sersc.org/journals/IJMUE/vol9_no4_2014/20.pdf)<http://dx.doi.org/10.14257/ijmue.2014.9.4.20.Research> Also Available on: <http://www.cia-ica.ca/docs/default-source/2008/208047e.pdf>
- [3] <https://en.wikipedia.org/wiki/Android> Reference Book:
- [4] Beginning Android by Mark L. Murphy, Source code for this book is available on: <http://www.apress.com>.
- [5] For basics of android studio : [https://www.tutorialspoint.com/android/android\\_studio.htm](https://www.tutorialspoint.com/android/android_studio.htm)
- [6] Haversine formula Wikipedia [https://en.wikipedia.org/wiki/Haversine\\_formula](https://en.wikipedia.org/wiki/Haversine_formula)



10.22214/IJRASET



45.98



IMPACT FACTOR:  
7.129



IMPACT FACTOR:  
7.429



# INTERNATIONAL JOURNAL FOR RESEARCH

IN APPLIED SCIENCE & ENGINEERING TECHNOLOGY

Call : 08813907089  (24\*7 Support on Whatsapp)