



# IJRASET

International Journal For Research in  
Applied Science and Engineering Technology



---

# INTERNATIONAL JOURNAL FOR RESEARCH

IN APPLIED SCIENCE & ENGINEERING TECHNOLOGY

---

**Volume: 9      Issue: VI      Month of publication: June 2021**

**DOI: <https://doi.org/10.22214/ijraset.2021.35996>**

**[www.ijraset.com](http://www.ijraset.com)**

**Call:  08813907089**

**E-mail ID: [ijraset@gmail.com](mailto:ijraset@gmail.com)**

# Finite Element Modelling and Analysis of Hollow and Concrete Infilled Spun Pile

Jisha S<sup>1</sup>, Lekshmpriya R<sup>2</sup>

<sup>1</sup>PG Scholar, Civil Engineering Department, SNIT Adoor, India

<sup>2</sup>Assistant professor, Civil Engineering Department, SNIT Adoor, India

**Abstract:** *In the medium to high seismic zone, spun pile for structural foundation should be designed with elastic behaviour due to low ductility and dissipated energy. Spun pile is also termed as prestressed hollow concrete pile (PHC). Spun pile is one of the types of piles are widely used in the world construction, for example in building and bridge. However, it is important to note that spun piles have limited ductility so that they are not intended to response inelastically during major earthquakes. spun piles behave brittle manner in both axial force domination and flexural moment domination. Recently spun piles are commonly used directly as the piers of elevated slab such as viaduct called pile-supported slab viaduct (PSSV). In this paper the hollow spun pile is infilled with concrete and concentric load analysis is carried out. Then comparing the axial load carrying capacity of hollow and concrete infilled spun pile.*

**Keywords:** *Concentric load, prestressed hollow concrete pile, pile supported slab viaduct.*

## I. INTRODUCTION

Spun piles are hollow, precast and prestressed concrete piles, in sizes generally ranging from 300 to 1200 mm outside diameter, that are fabricated by prestressing methods. The dimension of spun pile that is generally used according to Japan Industrial Standard (JIS) 5335 1987. For spun piles with large diameter (ranging from 915 to 1676 mm) generally called as cylinder pile. It is introduced in 1950 by the Raymond Concrete Pile Company. Spun pile used in Hong Kong also defined as closed-ended tubular sections of 400 to 600 mm with maximum allowable axial load 3000 kN. Pile sections are usually 12 m long, for specially made until 20 m. In the medium to high seismic zone, spun pile for structural foundation should be designed with elastic behaviour due to low ductility and dissipated energy. Spun pile is also termed as prestressed hollow concrete pile (PHC).

In Indonesia, recently prestressed hollow concrete (PHC) piles are commonly used directly as the piers of elevated slab such as viaduct called pile-supported slab viaduct (PSSV). Some field investigation reports after earthquake hazard showed that severe damage occurred in the pile foundations, not only cast-in-situ but also precast pile. Inertial forces due to building shaking induce overturning moment and base shear force. Both forces cause a high bending moment at the pile-to-pile cap connection and in the pile shaft beneath soil.

The sufficient moment capacity of the pile is required to prevent the pile damaged. Required confinement conducting by transverse reinforcement is also essential to avoid brittle failure. In the 1995 Hyougoken-Nanbu (Kobe) earthquake, more than thirty cases of pile damage were reported by Mizuno et al. post-earthquake investigations discovered some failure patterns occurred on precast prestressed concrete pile foundations, such as due to compressive, shear, combining shear and compressive, and flexure. These types of failure were occurred on precast centrifugally compacted prestressed concrete piles (spun pile). In this paper the hollow spun pile is infilled with concrete and concentric load analysis is carried out. And the comparing the axial load carrying capacity of hollow and concrete infilled spun pile.

## II. MODELLING

### A. Modelling of hollow spun pile

The specimen of eight-meter length spun piles were modelled by ANSYS software. The spun piles section with 600 mm and 400 mm outside and inside diameter respectively can be seen in Fig.1. The compressive concrete strength ( $f_{ck}$ ) was 50 MPa. Ten prestressed steel (PC) bar with 8 mm diameter with 20 number of bars were used as longitudinal reinforcements of the PHC pile. Based on the tension loading test, the PC bars had the average values of elastic modulus, yield stress and ultimate stress were 220,200 MPa, 1370 MPa and 1424 MPa respectively. The PC bar's initial strain at pre-stressing was 5,000  $\mu$ s.

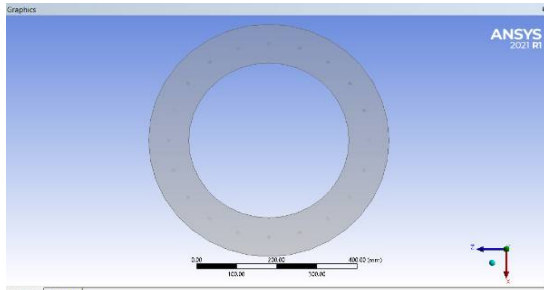


Fig.1 Top view of hollow spun pile




Fig.2 Longitudinal view of hollow spun pile

### B. Modelling Of Concrete Infilled Spun Pile

The specimen of eight-meter length spun piles is modeled by ANSYS software and concrete infilling is provided. The concrete of characteristic strength 50 MPa is used for the infilling of spun pile. The spun piles section with 600 mm and 400 mm outside and inside diameter respectively. The other properties of spun pile is same as the properties of pile mentioned in the modelling of hollow spun pile.

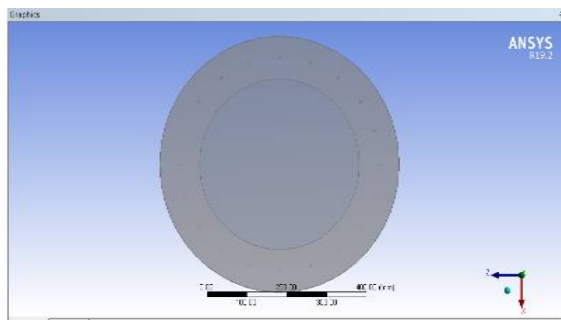


Fig.3 Top view of concrete infilled spun pile




Fig.4 Longitudinal view of concrete infilled spun pile

## III. ANALYSIS

Using ANSYS software monotonic flexural loading is provide in the longitudinal direction. And the fixed support condition is provided in the bottom of spun pile. Load increases and calculated at the breaking point. Axial loading is provided in the downward direction.

### A. Analysis of hollow spun pile

First loading and support condition is provided with axial loading in the top of the pile and fixed support is provided at the bottom of pile shown in figure 5. Finally, deformation pattern is assessed from the ANSYS software as shown in the figure 6. And the axial load deformation variation is shown in the figure 7.

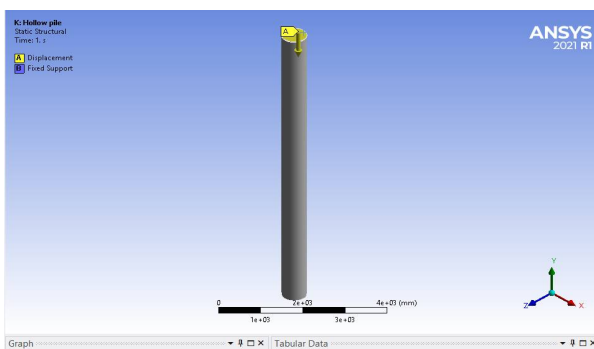


Fig.5 Load and support condition




Fig.6 Deformation pattern

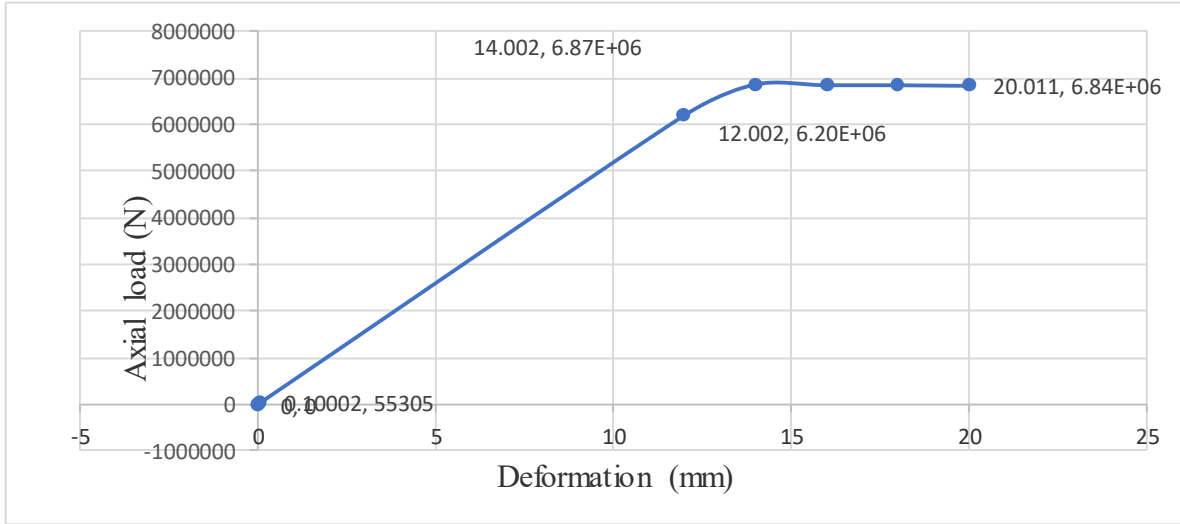


Fig.7 Axial load deformation curve for hollow spun pile

*B. Analysis of concrete infilled spun pile*

In hollow spun pile M<sub>50</sub> grade is filled and loading and support condition is provided with axial loading in the top of the pile and fixed support is provided at the bottom of pile shown in figure.8. Finally, deformation pattern is assessed from the ANSYS software as shown in the figure 9. The load deformation variation is given in the figure 10.

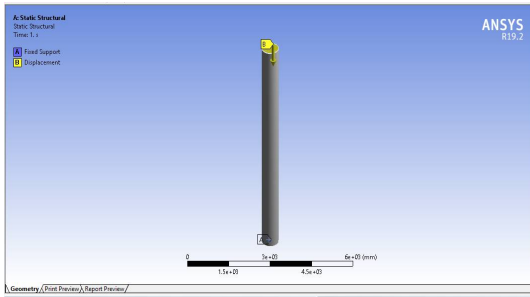


Fig.8 Loading and support condition

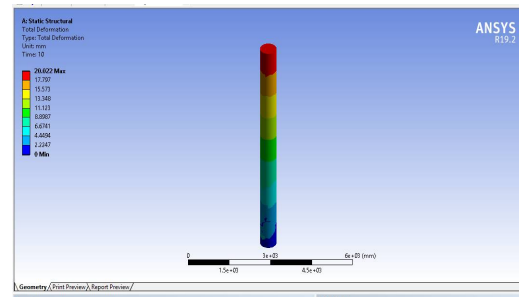


Fig.9 Deformation pattern

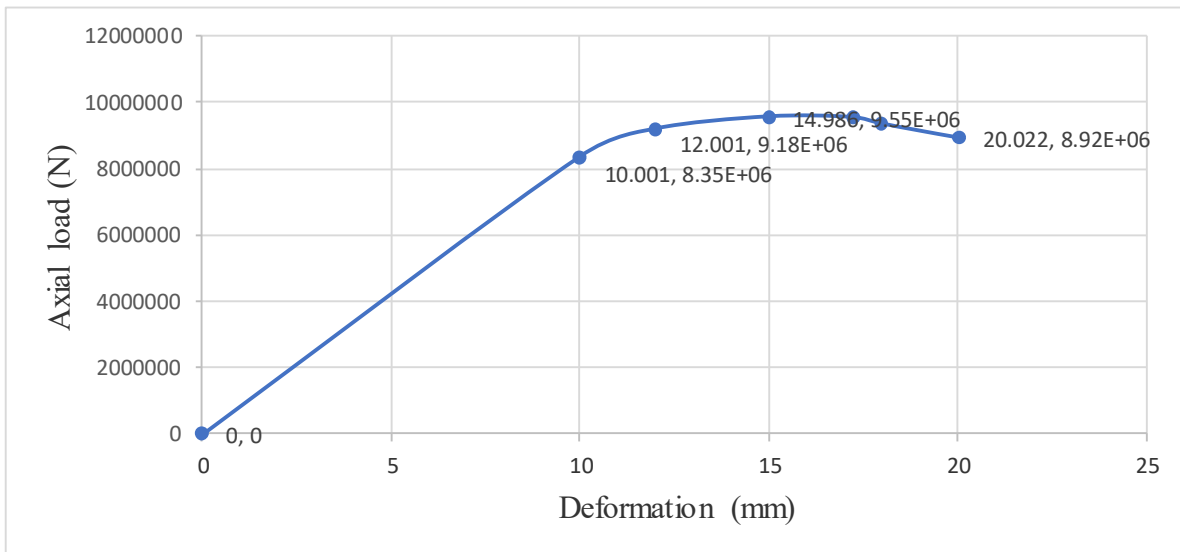


Fig.10 Axial load deformation of concrete infilled spun pile

#### IV. CONCLUSIONS

Based on the numerical method of analysis on concrete infilled spun pile and hollow spun pile using ANSYS, the main results can be summarised as follows

- A. The hollow spun pile undergoes concentric loading, the load deformation is linear up to a load of 6200 kN. The maximum load carrying capacity is 6870 kN.
- B. The concrete infilled spun pile undergoes concentric loading, the load deformation is linear up to a load of 8350 k N. The maximum load carrying capacity is 9550 kN.
- C. The concrete infilling in spun pile increases load carrying capacity by 40% when comparing the maximum load carrying capacity
- D. The proposed concrete infilled spun pile can carry more axial load than hollow spun pile.

#### V. ACKNOWLEDGMENT

The Authors wish to express their special gratitude to **Riyana M S**, HoD and Assistant Professor, Sree Narayana Institute of Technology, Adoor. Above all authors thank **GOD** Almighty for his grace throughout the work.

#### REFERENCES

- [1] J W Bang et. al. "Flexural and shear behaviour of large diameter PHC pile reinforced by rebar and in filled concrete" International journal of recent technology and engineering, 2020, ISSN 1209-1314 VOLUME 8
- [2] Ca O, G Dai "Experimental study on the seismic behaviour of new PHC piles" Struct. Eng. Mech., 2020, 50(6), 741-754
- [3] G Gao et. al. "Ground vibration of viaduct and pile group foundation induced by moving high Speed train" Advances in Environmental Vibration and Transportation Geodynamics, 2020, pp 361-374
- [4] Majd armali et. al. "Effectiveness of friction dampers on the seismic behavior of high rise building VS shear wall system" 2020 Advances in Structural Engineering 18-61
- [5] R Sharma et. al. "Seismic Analysis and Retrofitting of a Multi-Storey RC Building" 2018. Engineering structures 172, pp 275-284
- [6] C. Irawan, R. I. G. Putu, and P. Suprobo, "The experimental investigation of failure mechanism of spun the experimental investigation of failure mechanism of spun pile due to monotonic loading using nehrp 2000," no. December, 2016.
- [7] A. M. Budek and M. J. N. Priestley, "Experimental analysis of flexural hinging in hollow marine prestressed pile shafts," vol. 47, no. 1, pp. 1-20, 2005.
- [8] W. Taksinrote, Seismic performance of pretensioned spun high strength concrete piles, The University of British Columbia (2001)
- [9] M. H. Scott, Numerical Integration Options for the Force-Based Beam-Column Element in OpenSees
- [10] A. M. Budek, G. Benzoni, and M. J. N. Prestley, Experimental Investigation of Ductility of In- Ground Hinges in Solid and Hollow Prestressed Piles, University of California, San Diego (1997)
- [11] W. F. Cofer, M. ElGawady, and S. M. Greenwood, Seismic Assessment of WSDOT Bridges with Prestressed Hollow Core Piles - Part 1





10.22214/IJRASET



45.98



IMPACT FACTOR:  
7.129



IMPACT FACTOR:  
7.429



# INTERNATIONAL JOURNAL FOR RESEARCH

IN APPLIED SCIENCE & ENGINEERING TECHNOLOGY

Call : 08813907089  (24\*7 Support on Whatsapp)