



# **iJRASET**

International Journal For Research in  
Applied Science and Engineering Technology



---

# **INTERNATIONAL JOURNAL FOR RESEARCH**

IN APPLIED SCIENCE & ENGINEERING TECHNOLOGY

---

**Volume: 9      Issue: VI      Month of publication: June 2021**

**DOI: <https://doi.org/10.22214/ijraset.2021.36115>**

**[www.ijraset.com](http://www.ijraset.com)**

**Call:  08813907089**

**E-mail ID: [ijraset@gmail.com](mailto:ijraset@gmail.com)**

# SLM Technique to Reduce PAPR and Improve BER in OFDM Systems

N. Sai Santhosh<sup>1</sup>, V. David Ephraim<sup>2</sup>, M. Bhanoday<sup>3</sup>, Prof. S.K. Satyanarayana<sup>4</sup>

<sup>1,2,3</sup>Student, <sup>4</sup>Associate Professor, Dept. of Electronics and Communication,  
Sreenidhi Institute of Science and Technology, Telangana, India

**Abstract-** *Through the combined use of multiple input, multiple output, and orthogonal frequency division multiplexing technologies, mankind has achieved a huge leap in the data rate of gigabit per second with the birth of 5G wireless technology. With frequency selective fading, multiple (OFDM MIMO) is possible. One of its most important performance concerns is PAPR (Peak-to-Average Power Ratio), which renders OFDM particularly vulnerable to harmonic distortion, reducing channel estimation accuracy and resulting in a lower bit error rate (BER). We propose a selective codeword shift mapping method for the MIMO-OFDM system (SCS-SLM). It lowers the PAPR and causes the power amplifier to operate in the non-linear area, resulting in intermodulation between sub-carriers, signal constellation, bit error rate distortion, as well as enhanced system performance. Furthermore, employing space-time-frequency block code (STFBC OFDM) orthogonal frequency division multiplexing might improve BER performance. This paper mentions a useful strategy for minimizing the PAPR, which is Selective Mapping. In addition, the bit error rate performance and, as a result, the process complexity for this system is discussed. In addition to the above-mentioned analysis, a thorough analysis of the mutual independence of the alternative OFDM signals generated using this technique is also discussed. Furthermore, this new approach has the important benefit of removing the extra bits on the side of the transmitted OFDM signal.*

**Keywords:** *(peak-average power ratio (PAPR), Multiple-input, multiple-output & orthogonal frequency-division multiplexing (MIMO-OFDM), space-time frequency block codes (STFBC), Selective Codeword Shift Selective mapping (SCS-SLM).*

## I. INTRODUCTION

In the correspondence framework, the transmitted signals are difficult to receive at the receiver because of diffraction, reflection, and dispersion caused by structures, such as mountains, which block the line-of-sight path (LOS). Simply said, if there is an occurrence of obstructive LOS, the received signals can return from completely unanticipated directions, and this is referred to as multipath engendering (Frequency Selective Channel). Orthogonal frequency-division multiplexing (OFDM) is a type of multicarrier modulation (MCM) in which data is transmitted via a number of lower-rate subcarriers. One of OFDM's primary advantages is its resistance to channel dispersion, as well as its simple half and channel estimation in a highly time-varying environment. OFDM has succeeded in a wide range of RF domain applications, from digital audio/video broadcasting (DAB/DVB) to wireless native area networks, thanks to the evolution of strong semiconductor DSP technology (LANs). However, OFDM has inherent drawbacks, including a high peak-to-average power ratio (PAPR) and sensitivity to frequency and phase noise. As a result, a thorough understanding of OFDM fundamentals is required for research into its applications in the emerging field of optical OFDM. The tallness force in Orthogonal Frequency Division Multiplexing (OFDM) can be significantly more than the standard force due to the inclusion of subcarriers, resulting in an unusually large peak to average power ratio (PAPR). Because of its massive effects on the delivered signal, PAPR could be a significant issue inside the correspondence system. Low PAPR allows the communication power electronic equipment to function properly on the other hand, high PAPR causes the signal tops to enter the non-linear region of the RF power amplifier, reducing the RF power amplifier's strength. A large number of independently modulated subcarriers causes PAPR. Transmitting signals to the transmitter with such high peak amplitudes without reducing peaks is tough. As a result, we must reduce the signal's high peak amplitude before transmission. The transmitting power amplifier performs well while PAPR is low, but when PAPR is large, the signal peaks shift into the non-linear area of the RF power amplifier, lowering the RF power amplifier's efficiency. However, high PAPR is one of the key disadvantages of the OFDM system.

There are many different forms of PAPR reduction approaches, but they are all categorized into four main categories:

Signal Distortion Techniques

Probabilistic Techniques and Multiple Signaling

Coding Methodologies

Hybrid Methodologies

The Selected Mapping (SLM) technique receives the most attention in this project of all the techniques. This technique has been put through three rounds of assessment. One of them is the method for avoiding the transmission of additional data while using the OFDM sign on the manner described in the phase avoiding the SI index Transmission. Another part of this method that requires consideration is how to reduce processing complexity. In the final critical evaluation, the mutual independence of the opportunity segment vectors used in this approach will be approximated.

## II. LITERATURE SURVEY

To predict, measure, and validate the performance of a mobile wireless network, any simulation tool can be utilized. These tools are reliable and provide a good combination of precision and complexity. Moreover, because data may be logged at key points and utilized to study system protocols, simulation results are easier to interpret. This equipment limits a variety of analytical techniques, commercial simulation tools, and experiments. MATLAB is often regarded as the most effective tool for simulating any system that can be represented mathematically. MATLAB has the potential to be a great tool for technical computing. It combines computing, visualization, and a programming environment into one package. MATLAB is also a popular programming language environment because of its complex knowledge structures, built-in writing and debugging tools, and support for object-oriented programming. These features make MATLAB an excellent teaching and research tool. When it comes to solving technological difficulties, MATLAB has various advantages over traditional laptop languages (e.g., C, FORTRAN). It is designed for both numerical and symbolic computation. It's an application-oriented programming language that's primarily applied in engineering and scientific computing. This operates in a Desktop environment, offering a wide range of choices for unrestricted exploration, creativity, and problem-solving. With the help of the built-in Graphics, create custom plots for visualising information and tools. Specific applications are created to solve a specific set of issues, such as data classification, system design and tuning, and signal analysis. Many add-on toolboxes are available to help you build a wide range of engineering, scientific, and custom programme applications.

As per the thesis presented by T. Gayathri and K. Bavithra, "Peak to average power ratio reduction of OFDM system," *International Conference on Information Communication and Embedded Systems (ICICES2014)*. "A novel SI detection method enabling low complexity data decoding is proposed. Simulation results of this proposed SI detection method shows the bit error rate performance comparable to that of the simplified maximum likelihood data decoding scheme while the computational complexity is close to that of the embedded SI based data decoding scheme."

And after through "An improved technique to reduce peak to average power ratio in OFDM systems using gold/Hadamard codes with selective mapping," *2014 International Conference on Signal Processing and Communications (SPCOM)*, 2014 by A. S. Namitha and S. M. Sameer. They say SLM is one of the most efficient without causing any signal distortion commercial or free.

### A. Identification of PAPR Problem

The Multicarrier method is thought to be a genuine advancement in wireless communication systems, with OFDM being the most significant. The high PAPR with reference to achieves power efficiency is a significant disadvantage of OFDM. To counter reduced power productivity, using large dynamic range DACs, as well as less expensive HPA and linear range converters, increases equipment costs while also increasing system complexity. To reduce equipment costs, it has become necessary to employ effective PAPR reduction methods. The disadvantage of employing a large dynamic range is that it has an impact on component design. For example, the length of the FFT/IFFT, mixer stage, and HPA, which was designed to deal with the ADC and DAC's irregularity Noise ratio (SQNR). On the basis, the issue of PAPR is more important in the uplink system. Because the mobile terminal's battery power is limited in the uplink, the uplink transmission's feasibility of a power amplifier is important. It's tough to build components with a wide enough linear range to reach the HPA's saturation point. Increased BER or spectral splatter causes adjacent channel interference, whereas saturation causes both in-band and out-band distortion. To cope with the problem of designing such components that work within a vast linear range, it is reasonable to do so because the components will work incorrectly, and the cost will be too expensive. This is especially the case in the HPA, where there is a large cost and half the size of the transmitter. High output power efficiency is achieved by operating HPAs close to the saturation range. When the data on the subcarriers is accumulated in a constructive way at the transmitter side, a high PAPR is achieved. Due to their restricted dynamic range, the DAC and power amplifier could clip the composite broadcast signal. A significant amount of distortion occurs because of clipping.

### B. Proposed SLM Technique

For OFDM signals, selective mapping is a simple PAPR suppression technique. The SLM technique is primarily based on the concept of symbol scrambling. This system generates a group of candidate signals to represent similar information, then selects

the signal with the lowest PAPR for transmission. As side information, the information regarding the selection of these candidate signals must be explicitly communicated along with the selected signal. The information must be transmitted to the receiver as side information using the selected mapping technique and the selected signal. If the received data has any errors, the receiver will have a great difficulty in recovering the data from the transmitted selected signal. As a result of this flaw, a strong security of side information is required. If the receiver has this side information, decoding becomes incredibly straightforward. The SLM PAPR reduction approach can support a wider range of sub-carriers of moderate complexity.

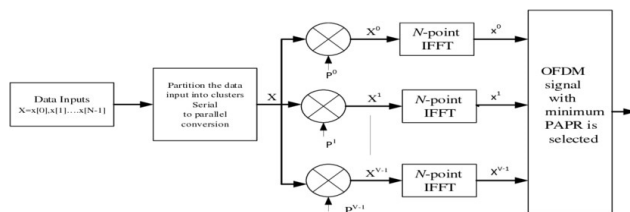


Fig-1: Conventional SLM Technique

The SLM technique generates several duplicate signals from a single input signal, each of which reflects the original data. This signal duplication is multiplied by some rotation factors. The multiplication factors are phase rotation factors, and IFFT modulates the afterwards signals. After then, the signal with the lowest PAPR is sent. The rotation vectors provide as side data that enhances signal recovery. This is the main drawback of the traditional SLM technique, as it adds another component to get a low PAPR. The efficiency of the system is determined by the amount of scrambling done by rotation factors on the first OFDM sequence and the length of SLM. The approach just includes codes for reducing PAPR and does not include error correction. Due to the varying amount of IFFT operations, the complexity is increased. Under fading channels, the requirement for transmitting side information to the receiver with no margin for transmission errors is important. Various duplicate signals are designed to enhance the original data in this process, and the signal with the lowest PAPR is selected at the transmitter side. The OFDM system's selective mapping (SLM) technique is an effective PAPR reduction technique. The basic principle of SLM is to provide different transmit sequences from the same data source in order to select the transmit signal with the lowest PAPR. Because the PAPR is determined by the sequence of transmit data vectors,  $X_m$  multiplying the info vectors by some random component can change the PAPR qualities when the IFFT is performed.

### III. BLOCK DIAGRAM

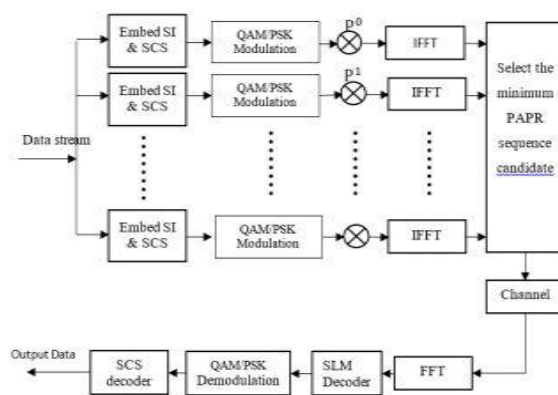


Fig-2: Block Diagram of Proposed SLM –OFDM system

### IV. METHODOLOGY

The Selective Mapping method's calculation is as follows:

- A. Split the input data into a number of subblocks and use a convertor to convert them into a parallel structure.
- B. To generate an input symbol sequence, the input data sequences are multiplied by phase sequence.
- C. Each input symbol sequence is subjected to an IFFT operation.
- D. Determine the resulting signal's CCDF and compare it to the threshold value.
- E. For transmission, data with the lowest PAPR is selected.

SLM is a form of phase rotation method in which the phase rotated data with the lowest PAPR is chosen for transmission. PAPR has a probability larger than a threshold value  $z$ , which can be expressed as

$$(PAPR > z) = 1 - (1 - \exp -z)N$$

Assume  $M$  OFDM symbols each contain the same data and are linearly independent of one another. In this situation, the chance of PAPR being greater than  $z$  is equal to the product of the probabilities of each independent candidate. This process can be written as:

$$P_{PAPR_{low} > z} = (P_{PAPR > Z})^M = ((1 - \exp -z) N)^M$$

In this SLM technique,  $M$  statically independent sequences expressing the same information are produced first, and then the resultant  $M$  statically independent data blocks

$$S_m = (S_m, 0, S_m, 1, S_m, N-1) T, m = 1, 2, \dots, M$$

are concurrently sent through the IFFT process. At the end of the reception phase, the OFDM symbol  $X_m = (x_1, x_2, \dots, x_N) T$  in discrete time-domain is received, and the PAPR of these  $M$  vectors is computed separately. The sequences  $x_d$  with the lowest PAPR will eventually be chosen for final serial transmission. This technique can increase the PAPR performance of an OFDM system considerably.

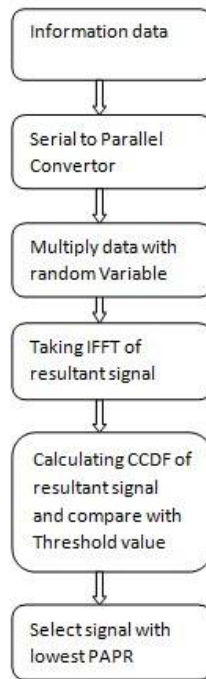


Fig-3: Flow chart of SLM technique

## V. IMPLEMENTATION

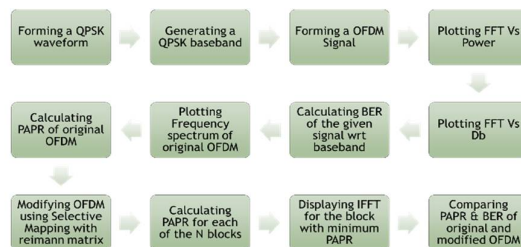
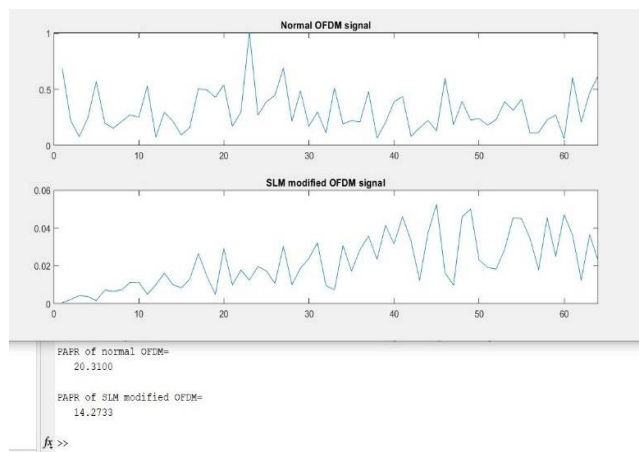
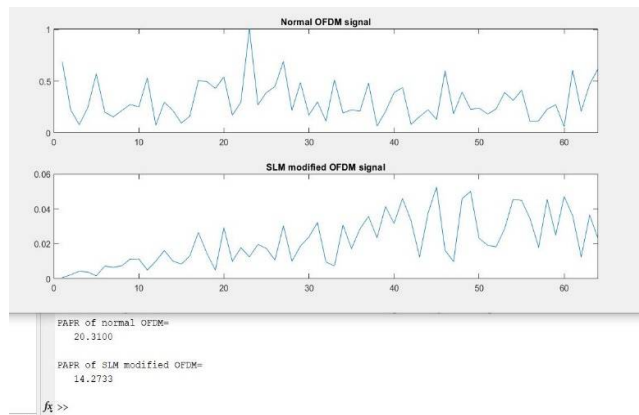
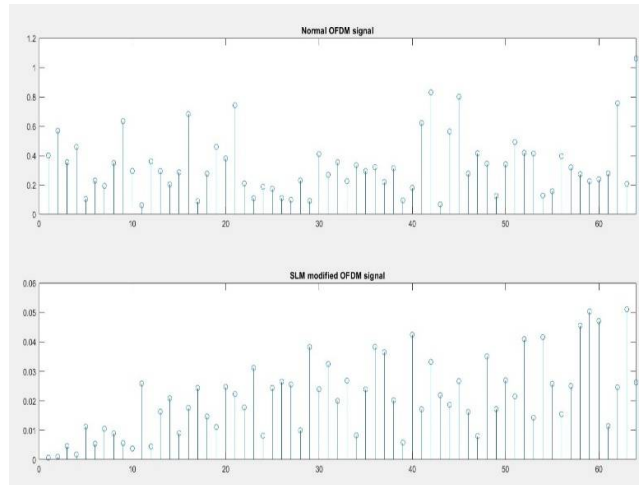



Fig-4: Simulation Methodology

- A. To create a signal and modulate it using qpsk.
- B. Forming an OFDM signal in OFDM system.
- C. To calculate BER for randomly generated numbers.
- D. To calculate BER for qpsk and qam modulation.
- E. Calculate frequency spectrum.
- F. OFDM signal with SLM technique will be received at the output with low PAPR.

### VI. RESULTS AND OUTPUTS





## VII. FUTURE WORK AND CONCLUSION

We constructed an OFDM signal and calculated the BER of various modulation techniques, including QPSK and QAM. We also used the SLM method, which enhanced the efficiency of the OFDM system by 24 percent while lowering the PAPR. This code can be used to generate OFDM with various values. For more hands-on experience, we're currently constructing an SLM modified OFDM signal in Simulink. We have completed the construction of a QPSK-modified OFDM system. We can get all of the essential outputs on the display itself in this way. We can run the system to find efficiency in a more practical manner once we implement the SLM.

## REFERENCES

- [1] Mishra, Himanshu Bhusan; Mishra, Madhusmita; Patra, Sarat Kumar, "Selected mapping based PAPR reduction in WiMAX without sending the side information," IEEE. Conf. RAIT, 2012
- [2] S.Y. Le Goff, S.S. Al-Samahi, Boon Kien Khoo, C.C. Tsimenidis and B.S.Sharif. Selected mapping without side information for papr reduction in ofdm. IEEE Transactions on Wireless Communications, 8(7):3320 – 5, 2009/07/.
- [3] Asadi, Q. Wang, V. Mancuso, "A survey on device-to-device communication in cellular networks," IEEE Comm. Surveys and Tutorials, vol.16, no.4, pp.1801-1819, Fourth quarter 2014.
- [4] S Pillai Athanasios Papoulis. Probability, Random Variables and Stochastic Processes. Tata Mcgraw Hill Education Private Limited, 4thedition edition, 2002.
- [5] Abdullah, A. Idris and A. Saparon. 2016. Minimizing high PAPR in OFDM system using circulant shift codeword. Jurnal Teknologi.
- [6] J.Wen, S.Lee and C.Kung. 2015. SLM-based data position permutation method for PAPR reduction in OFDM systems. Wireless Communications and Mobile Computing.
- [7] M. Sghaier, F. Abdelkefi and M. Siala. 2015. PAPR reduction scheme with efficient embedded signaling in MIMO-OFDM systems. EURASIP Journal on Wireless Communications and Networking.
- [8] Kashif Sultan, Hazrat Ali, Zhongshan Zhang Presentation by Dr. Hazrat Ali COMSATS Institute of Information Technology Joint SLM and Modified Clipping Technique for PAPR Reduction 14 Jan 2016 IBCAST 2016
- [9] Y. Rahmatallah and S. Mohan, "Peak-To-Average Power Ratio Reduction in OFDM Systems: A Survey and Taxonomy," IEEE Comun. Surv. Tutorials, vol. 15,14 Jan 2016 IBCAST 2016



10.22214/IJRASET



45.98



IMPACT FACTOR:  
7.129



IMPACT FACTOR:  
7.429



# INTERNATIONAL JOURNAL FOR RESEARCH

IN APPLIED SCIENCE & ENGINEERING TECHNOLOGY

Call : 08813907089  (24\*7 Support on Whatsapp)