



IJRASET

International Journal For Research in
Applied Science and Engineering Technology



INTERNATIONAL JOURNAL FOR RESEARCH

IN APPLIED SCIENCE & ENGINEERING TECHNOLOGY

Volume: 9 Issue: VI Month of publication: June 2021

DOI: <https://doi.org/10.22214/ijraset.2021.36185>

www.ijraset.com

Call:  08813907089

E-mail ID: ijraset@gmail.com

Embedded Based Heart Rate Measuring Device Using Fingertip

Lakshmi D L¹, Nanditha S A², Dhanalakshmi G K³, Chandana B⁴, Jayalalitha N J⁵

¹Assistant Professor, ^{2,3,4,5}Student, Dept of ECE, BGS Institute of Technology, BG Nagara, Mandya

Abstract-In this paper, we designed a device to measure a heartbeat using fingertip and we also designed to measure the body temperature. Notwithstanding, the issues that happen in wellbeing administrations is that clinical staff need quite a while to look at patients, patient information recovery is still traditional, and gear utilized as yet utilizing the link media. To tackle the issue, this proposes a pulse observing framework and internal heat level utilizing Raspberry Pi. This examination intends to calm the weight of clinical work force in observing the patient, shorten the time in taking patient data and diminish the occasion of misdiagnosis.

Keywords: Heartbeat, heart rate, fingertip, pulse sensor.

I. INTRODUCTION

Heartbeat is the quantity of heart beats per unit of time, regularly conveyed as thumps per minute (bpm). The beat of a strong adult exceptionally still is around 71 beats per minute (bpm). Contenders consistently had lower heartbeats than less powerful people. The old people have pulses at around 90 bpm and infants have a lot higher pulse at about 120 bpm. Pulse in clinical is isolated into two kinds, they are bradycardia and tachycardia. The bradycardia is a lower than ordinary heart rates and the tachycardia is a higher than ordinary pulse. The heart beat rises ceaselessly during the heart developments and rest esteem practices before to return gradually.

The rate beats recover to ordinary sign of the strength of the individual [1,2]. Today numerous people are enduring with heart issue and four of the primary drivers of death in numerous nations infection in cardiovascular. The passage worldwide of 16 million part's demise in heart. The principal sign of any cardiovascular condition in some time and call to clinical guide has an enormous change among variation patients and can have destructive [3]. For the medical care framework, we are utilizing low power utilization and light weight based remote sensors. These sensors were be utilized to screen the human body capacities, for example, heart beat and climate boundaries like temperature. The gathered data from remote sensors will be touchy which will be utilized in crisis conditions.

There are two key issues related with this procedure. At first, the clinical consideration specialists ought to be accessible on the spot of the patient continually and furthermore, the patient excess parts yielded in a facility, bedside biomedical instruments, for some time. To deal with these issues, for a while. To take care of these two issues, we propose pulse observing framework and remote based internal heat level utilizing Raspberry Pi as limit media and data accommodation. This examination expects to soothe the heaviness of clinical personnel in checking patient prosperity, condense the time in taking patient data, diminishing the occasion of misdiagnosis [4], supporting the use of wellbeing administrations including different controls [5], decreasing patient organization costs [6], and understand the advancement of low carbon in the advancement cycle.

A. Problem Definition

- 1) Steady oversight is needed for coronary areas of localized necrosis and inconsistently it's impractical to go for customary examination.
- 2) Absence of abundant wellbeing laborers
- 3) lack of availability of medical care in ruler region.
- 4) Continuous management of ICU patients is oppressive. To distribute with these kinds of conditions, our framework is invaluable.

II. SYSTEM ARCHITECTURE

The connectivity between the various components is clarified utilizing design of framework. Design outline is displayed in figure 1. We are utilizing sensors like the temperature sensor and the beat sensor to quantify the temperature and heartbeat of the patient. As Raspberry Pi doesn't contain any analog to digital converter (ADC), so here we are using ADC(ADS115).

The sensors information is gotten into analog to digital converter and information is moved to Raspberry Pi, a raspberry pi contain built-in Wi-Fi, so subsequent to handling and showing the sensor information on LCD, it likewise empowers to store sensors information on cloud through Wi-Fi. In this part, the various segments and their viability for the undertaking are depicted.

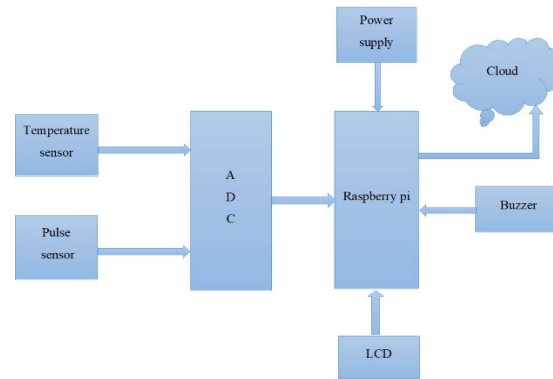


Fig. 1 System Architecture

III. DESIGN METHODOLOGY

System design includes hardware components and software components and is described as below.

A. Hardware Components

1) *Raspberry Pi*: It is a small device like a card size and available for low cost, but works very effectively. It consists of processor, RAM memory and Graphic Chip. Also, it has interfaces to other external devices.



Fig. 2: Raspberry Pi kit

2) *Temperature sensor (LM35)*: This sensor used to detect the temperature all the more precisely having an exactness of $\pm 0.4^{\circ}\text{C}$ and chips away at the head of thermocouple.

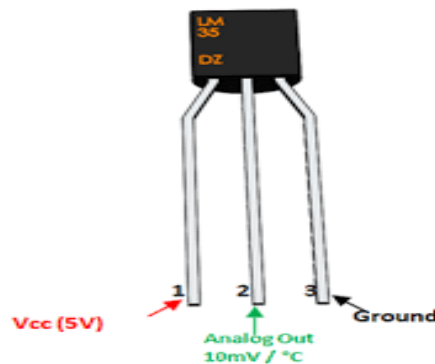


Fig. 3 Temperature sensor

3) *Pulse Sensor*: It is utilized to quantify the heartbeat of the patient. It's anything but a computerized yield of heart beat when a finger is put on it. It is compacted in size. The functioning voltage of heart beat sensor is +5V DC.



Fig. 4 pulse sensor

- 4) *ADC(ADS1115)*: The ADS1115 gives 16-bit exactness at 860 examples/second over I2C. The chip can be designed as 4 single-finished information channels, or two differential channels. As a pleasant reward, it's anything but a programmable addition intensifier, up to x16, to help support up more modest single/differential motions toward the full reach.



Fig. 5 ADC(ADS115)

B. Software Components

1) *Raspbian OS*: Raspbian is a Debian-based PC working structure (OS) for Raspberry Pi. There are a couple of interpretations of Raspbian including Raspbian Stretch and Raspbian Jessie. Raspbian is significantly cutting-edge for the Raspberry Pi based central processor low-execution ARM CPUs. Raspbian uses PIXEL, Pi further developed lightweight X-Window environment as its essential work region.

2) *Python*: Python is a high-level programming language. This programming language provides constructs intended which can enable clear programs on both a small and large scale.

IV. RESULT

This undertaking is intended to screen the patient's medical issue as far as heartbeat and temperature practically through Online application. We can store the patient information in the cloud by utilizing Wi-Fi. The status will show on LCD. The accompanying advances clarify the venture execution system for the undertaking. The total equipment project with a pictorial view is displayed in below figure.




Fig. 6 Pictorial view

Turn ON the kit by giving the power supply through a force bank (battery) or it very well may be associated straightforwardly to the primary force supply through a force supply connector. Place the finger on the heartbeat sensor for review the heartbeat and temperature of the patient on the LCD displayed

Health status of the patient is displayed on the monitor through online, which shows heart rate and temperature of the patient is shown in the below figure

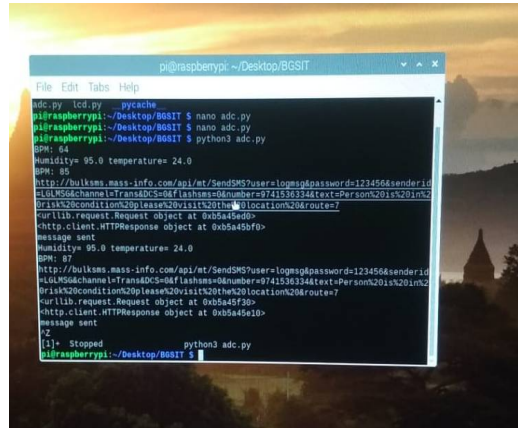


Fig. 7 Data stored

V. APPLICATIONS

- A. Have become a broadly utilized preparing help for an assortment of sports.
- B. Better and exact strategy for estimating heart beat
- C. A set point can help in decide if an individual is sound or not checking their heart beat and contrasting and set point.
- D. In cardio-vascular sickness for checking the hyper pressure.

VI. CONCLUSION

Measuring device presented here measures the heart rate efficiently in a very short time and with less expense without consuming much time. This avoids expensive clinical pulse detection systems. Here, we have used both Analog and Digital signal processing techniques which makes the device simple. By these combined techniques the disturbances in the signals can be suppressed effectively. The heart rate can be detected from changes of blood flow through an index finger. Process is developed to monitor the current status of the patient irrespective to the presence of the doctor. This paper focuses on figuring the boundaries like Heartbeats, and temperature Monitoring out and out on a solitary pack. With the perfect data at the perfect time, the sensor based clinical framework can assist clinical patient with effectively following and screen their wellbeing record. The gadget can identify, channel, digitize, and show the heartbeat of a client ergonomically.

REFERENCES

- [1] Souvik Das, "The Development of a International diary of Engineering Trends and Technology-Volume4, Issue2-2013.
- [2] HandkerchiefMallick, et.al, "Pulse Monitoring System utilizing Finger Tip Through Arduino and Processing Software", IJSETR, Volume 5, Issue 1, January 2016.
- [3] Ufoaroh S.U, "Heart Beat Monitoring and Alert System Using GSM Technology", IJERGS, Volume 3, Issue 4, July-August,2015.
- [4] B. Liu, Gang Shi, and Wei Zhao. The plan of compact ECG wellbeing observing framework. IEEE Control and Decision Conference (CCDC), 2017.
- [5] R. Chetney. Home medical care now 21.10 (2003).
- [6] T. H. Y. Ling, et al. XBee remote pulse observing framework with Microsoft visual studio PC interfacing. IEEE Intelligent Systems, Modelling and Simulation (ISMS), 2015.
- [7] Amna Abdullah, Asma Is mael, Aisha Rashid, Ali Abou-EINour and Mohammed Tarique, "Continuous Wireless Health Monitoring Application utilizing Mobile Devices", IJCNC Vol.7, No.3, May2015.
- [8] Praveen B Sarangama, Dr. Kiran A Gupta, " A Novel Implementation for Automated Health Monitoring System", IJETAE, vol.5, Issue 6 June 2015.
- [9] Rasperry Pi as a Wireless Sensor hub: Performances and constraints. [Online]. Available: <http://ieeexplore.ieee.org/xpl/articleDetails.jsp?arnumber=6859717&newsearch=true&queryText=rasperry%20pi%20sensors>.



10.22214/IJRASET



45.98



IMPACT FACTOR:
7.129



IMPACT FACTOR:
7.429



INTERNATIONAL JOURNAL FOR RESEARCH

IN APPLIED SCIENCE & ENGINEERING TECHNOLOGY

Call : 08813907089  (24*7 Support on Whatsapp)