



IJRASET

International Journal For Research in
Applied Science and Engineering Technology



INTERNATIONAL JOURNAL FOR RESEARCH

IN APPLIED SCIENCE & ENGINEERING TECHNOLOGY

Volume: 9 Issue: VI Month of publication: June 2021

DOI: <https://doi.org/10.22214/ijraset.2021.36193>

www.ijraset.com

Call:  08813907089

E-mail ID: ijraset@gmail.com

Study the Simulation of Hybrid Solar Wind Charging Station

Shubham Ajbale¹, Pratik Ghutke²

Department Of Electrical Engineering, Nagpur University

Abstract— *Electric vehicles play a vital role in energy saving and emission reduction of harmful greenhouse gases. electrical vehicles dispersion into the vehicles market has not been up to the mark because of less value effective and these vehicles have to be compelled to be compelled to recharge once in sixty five to seventy klick drive. The novel hybrid vehicle charging station carries with it fully totally different sources like PV systems, wind systems, the AC provide, batteries area unit used as a main energy storage system, kind DC little grid permanently energy delivery. Thus, grid offers decent quality of power to 3 totally different hundreds notably 110-volt AC single-phase output ,100 v DC output. The grid is at 230 V rms with fifty cps connected isolator in relation to the DC bus. The three-part output of the grid is regenerated to the rippled DC by utilization of DBR (Diode Bridge Rectifier). The regenerated DC voltage is fed to graphic symbol device that might be a DC-DC devices, making the rippled DC to constant DC with the use of a buck device, this paper justifies comparative performance hybrid charging station mistreatment buck and letter convertor to stabilize the DC voltage. planned system analysis in MATLAB Simulink.*

Keywords— *Charging station, DC grid, Electric vehicle, MATLAB Simulink*

I. INTRODUCTION

A new Hybrid charging Station machine is planned for the clever power delivery. The planned charging Station machine is connected with the 230V AC electricity provide, and integrates the renewable power reasserts of wind electricity and electrical phenomenon (PV) electricity, additionally to the electrical automotive along. additionally, the planned DC grid machine adopts the battery. Hence, the planned DC micro-grid machine cannot best supply the excessive exceptional electricity for three styles of DC and AC masses, however, to boot acquire several distinctive functions and traits for clever power delivery. This paper can gift part dialogue of the machine configuration, machine manage approach for clever power delivery, and consequently the corresponding simulation overall performance. planned machine includes the following four subsystems, specifically the AC deliver module, the standby module, the renewable module, the garage module, the output load module,. The AC deliver module presents the 230V AC electricity provide for the 170V DC micro-grid. Actually, through adopting the duplex AC/DC device, the DC micro-grid power can also be fed once more to the AC electricity aspect. The renewable module accommodates the wind electricity and PV electricity provide, which could be reworked to the DC 170V through the DC/DC and AC/DC device. For the PV electricity branch, the most issue chase (MPPT) manage is employed to draw in the most sun power through calibration the duty cycle of the DC/DC device. For the wind electricity branch, a current magnificence of permanent-magnet (PM) brushless gismo is also accustomed seize the alternative energy for the micro-grid machine.

The output load module consists of three styles of masses, specifically the 110V single-section AC load, 48V DC load, and consequently the 100V DC load, which could additionally to boot cowl most commonplace place appliances. Moreover, the spoken communication module connects all of the inverters, converters, and corresponding electricity alerts through the computers. Therefore, the planned DC small grid machine ar capable of do the clever and versatile cap potential to perform the clever power delivery. one amongst the disputes in DC electricity structures is to create bound the electricity within the machine keep balanced forever for dependable and economical operation. It will end up to be advanced notably in conditions whereby the machine receives affected by essential disturbances evolving from one-of-a-kind sections within the machine. additionally to introducing safety schemes in Hybrid Vehicle Charging Stations, it's miles crucial to recollect coordinated and optimized operation with the manage machine. However, it's currently not been drastically investigated in most of the protection schemes. during this paper, a coordinated improvement and manage theme is planned whole} totally on random load profile additionally to on the spot machine disturbance info. The aim is to supply coordination among machine safety on the controller stage and a stronger stage improvement to create bound the machine stays optimized in any respect factors of operation despite the disturbances. so as to place into impact and validate the planned approach, a DC-primarily based mostly completely deliver board electricity machine (SPS) is taken into account. the electrical distribution machine on board a deliver got to be capable of supply elementary options which incorporates electricity generation, distribution, manage, electricity conversion, power garage and utilization. typical SPSs ar self-contained and appoint radial distribution architectures, however, zonal distribution structures have gotten appealing because it could supply higher reconfigurations capabilities. Recent improvement of SPSs is trending nearer to the thought of incorporated electricity machine (IPS), that's appeared as a large-scale, on-board small grid

incorporating clever methods for assembly loading wishes with dynamically matching people capability . Moreover, DC-primarily based mostly completely IPS has been investigated to update the normal AC SPS because it could convey higher operational overall performance and management capabilities.

II. METHODOLOGY

Exiting device with star entirely} totally charging stations to be had for electrical vehicles. analysis is presently current. once coming up with sun energy station many different factors area unit taken into consideration: created neck of the woods, annual sun insolation, tilt perspective of modules, wide range of sun modules, close temperature, shading, seasoner cooling of modules. The wide range of sun modules directly determines the performance of a sun energy station. a large wide range of modules can boom their operating space [9]. star modules convert sun radiation directly into strength via a electrical phenomenon impact. this can be a silent and swish procedure that does not need motion of components. The physical phenomenon impact may be a semiconductor impact whereby sun radiation getting access to the semiconductor photocells creates the motion of electrons. electrical phenomenon cells convert sun strength into DC. the number of sun radiation falling at the world will currently not rely upon act. even though this parameter is taken into thought while preferring the neck of the woods of the energy plant, handiest sun entirely} totally Charging Station Not satisfy all demand therefore layout hybrid charging station for electrical power-driven Vehicles. The distinctive functions and traits of the projected DC micro-grid for charging of vehicles device could also be summarized as follow: The DC micro-grid instinctively possesses the excessive unbiased operation ability. Even while not the AC energy deliver, the DC grid will nevertheless perform healthily. It way, if a twist of fate takes place withinside the AC energy deliver, this grid will combination and distribute the energy in step with the wants. It will showing neatness offers for electric car charging. By integration the renewable strength module, garage strength module, standby strength module, and AC deliver module along, the projected micro-grid device will do clever and bendy strength transport for the load sides. It approach that the grid will distribute the energy via approach of suggests that of optimizing the renewable strength, AC energy deliver, and garage strength module. Since the DC energy link inherently has not the harmonic issue, the DC micro-grid will attain a higher fine energy than the standard AC grid device.

The DC micro-grid fully eliminates the electrical device, as a result enhancing the energy transmission performance and economy the grid itself. The 230V AC energy deliver could also be became off if the grid meets the load wants in any such manner that the grid will feed itself and store the strength from outside. Also, if the grid has further strength than the wants, the energy could also be to boot fed to the 230V AC aspect via approach of suggests that of the biface AC/DC device. during this manner, the grid might even promote the energy and earn the cash. The standby strength module usually doesn't provide the energy to the grid, due to this that that the grid achieves the fault-tolerant ability. what is more, the diesel technology device directly provides the 170V DC energy to the grid, as a result no requiring any device.

III. MODELLING AND ANALYSIS

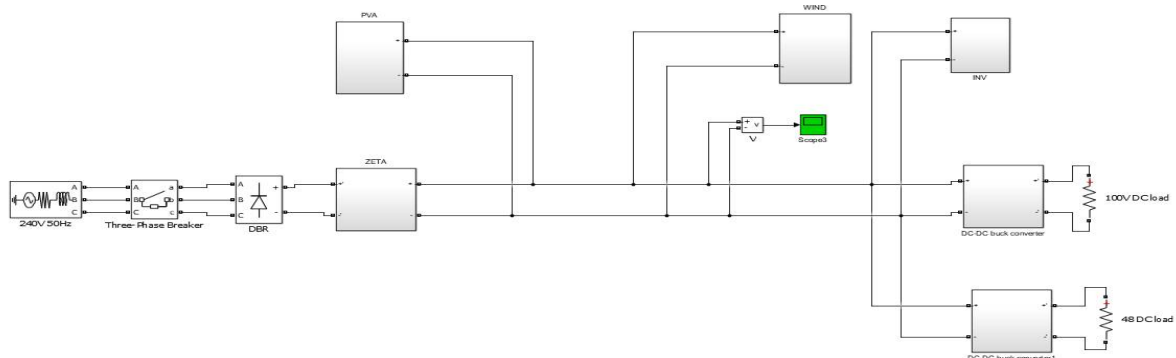


Fig.1: Simulink modelling of proposed test system

The grid is at 230Vrms with 50Hz related to a isolator in reference to the DC bus. The Three section output of the grid is transformed to rippled DC through using DBR (Diode bridge rectifier) The transformed DC voltage is fed to ZETA converter that's a DC-DC converter, making the rippled DC to steady DC with using a greenback inductor. The MOSFET transfer offer withinside the ZETA converter switches in line with the obligation ratio given through the PI controller for which the enter is given from the mistake fee of the reference and measured output DC fee of the ZETA converter. It a closed loop manipulate machine with comments PI controller circuit and the switching frequency of the ZETA converter is 45kHz. The transformed DC

voltage shape the ZETA converter is fed to the DC bus in which all of the different modules are related. On the weight aspect we've got 3 loads, one AC load which needs to be 110Vrms and 50Hz. Second 100V DC load, and 1/3 is 48V DC load. The AC load includes a PWM inverter using Simple sinusoidal PWM approach changing DC to PWM AC with 110Vrms 50Hz output in flip related to a AC load. The 100V DC load is attached to a DC-DC greenback improve converter with MOSFET switches every working with NOT operation. The switching frequency is 20kHz and the obligation ratio is 0.2 The 48V DC load is attached to any other DC-DC greenback-improve converter with MOSFET switches every working with NOT operation. The switching frequency is 20kHz and the obligation ratio is 0.1 In each the DC-DC greenback improve converters while the MOSFET Q1 is OFF Q2 is ON charging the inductor. After a cycle of term 50usec the MOSFET Q1 is ON and Q2 is OFF and the fee gift withinside the inductor discharges thru the MOSFET Q1.

IV. RESULTS

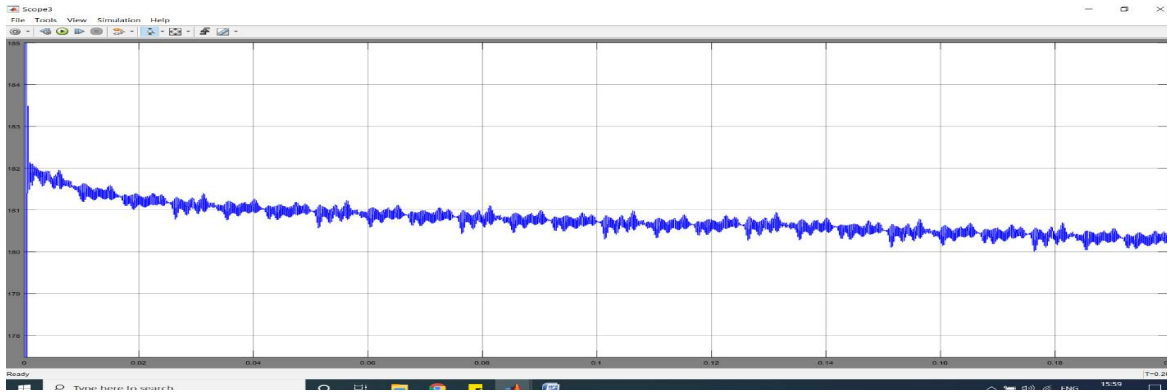


Fig.2 : DC link voltage at PCC with Buck converter

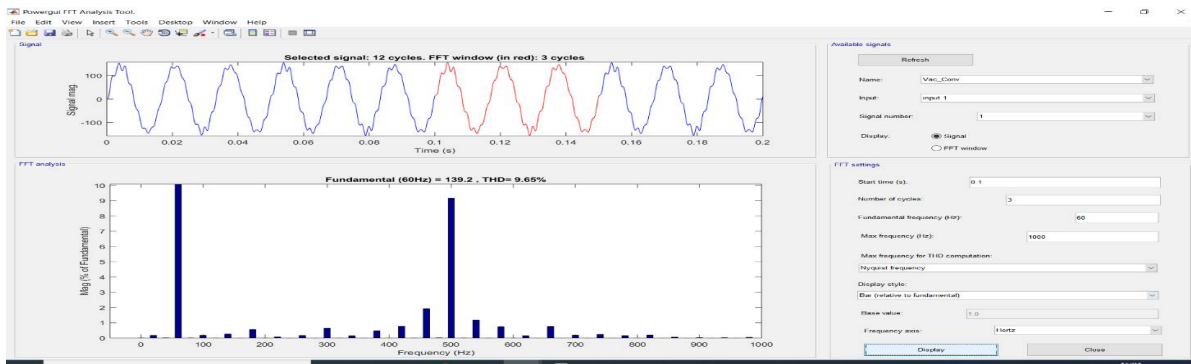


Fig. 3: THD of AC load with Buck converter

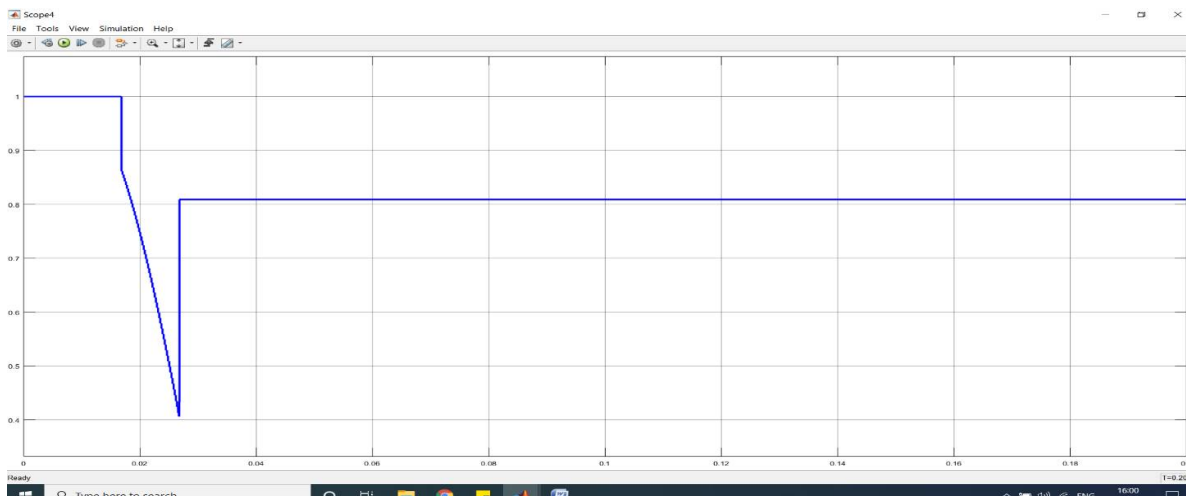


Fig. 4: Power factor of three phase source with Buck converter

In the model there are three loads connected in which the first load is an AC load with inverter and other two loads are low voltage DC loads. The low voltages (100V and 48V) is generated using conventional buck converters. The simulation is run out for 0.1sec and voltages of all devices are recorded in graph using GUI environment available in MATLAB. All graphs are plotted with respect to time.

V. CONCLUSIONS

In Proposed Hybrid cars charging station. As visible withinside the given graphs and FFT evaluation contrast of the proposed take a look at machine with Buck converter and Zeta converter related to the three-segment grid, it's miles clean that the take a look at machine with Zeta converter has higher overall performance in comparison to standard Buck converter. The ripple withinside the DC hyperlink voltage at PCC is much less in Zeta converter withinside the variety of underneath 1% in conjunction with advanced strength element of the three-segment supply maintained above 0.96. Whereas with Buck converter the strength element of the supply is 0.8. The THD of the AC load voltage is likewise advanced from 9.65% to 6% with Zeta converter decreasing the harmonics withinside the voltage waveform. All the graphs are represented with time described evaluation the usage of Powergui block to be had in MATLAB Simulink environment.

REFERENCES

- [1] H. Farhangi, "The path of the smart grid," IEEE Power and Energy Magazine, Vol. 8. No. 1, pp. 18–28, Jan. 2010.
- [2] J. Wang, A. Huang, W. Sung, Y. Liu, and B.J. Baliga, "Smart grid technologies," IEEE Power and Energy Magazine, Vol. 3. No. 2, pp. 16–23, June 2009.
- [3] J. Fan and S. Borlase, "The evolution of distribtuion," IEEE Power and Energy Magazine, Vol. 7. No. 2, pp. 63–68, March/April 2009.
- [4] A. Vojdani, "Smart integration," IEEE Power and Energy Magazine, Vol. 6. No. 6, pp. 71–79, Nov./Dec. 2008.
- [5] A. Ipekchi and F. Albuyeh, "Grid of the future," IEEE Power and Energy Magazine, Vol. 7. No. 2, pp. 52–62, Jan. 2010.
- [6] H. Kakigano, Y. Miura, T. Ise, and R. Uchida, "Dc voltage control of the DC micro-grid for super high quality distribution," Power Conversion Conference, Nagoya, pp. 518–525, 2007.
- [7] M. Brenna, C. Bulac, G.C. Lazaroiu, G. Superti-Furga, and E. Tironi, "DC power delivery in distributed generation systems," 13th International Conf. on Harmonicus and quality of Power, pp. 1–6, 2008.
- [8] Y. Fan, K.T. Chau and M. Cheng, "A new three-phase doubly salient permanent magnet machine for wind power generation," IEEE Transactions on Industry Applications, Vol. 42, No. 1, , pp. 53–60, January/February 2006.
- [9] Y. Fan, K.T. Chau and S. Niu, "Development of a new brushless doubly fed doubly salient machine for wind power generation, IEEE Transactions on Magnetics, Vol. 42, No. 10, pp. 3455–3457, Oct. 2006.
- [10] K.T. Chau, Y.B. Li, J.Z. Jiang and S. Niu, "Design and control of a PM brushless hybrid generator for wind power application," IEEE Trans. on Magnetics, Vol. 42, No. 10, , pp. 3497–3499, Oct. 2006.
- [11] Pravin Sonwane, Pratik Ghutke "Real-Time Implementation of an Automated Irrigation System for Effective Water Application to Improve Productivities of the Crop in India" Journal of The Institution of Engineers (India): Series A, Volume 101 Issue 3 page 485-493, Springer India. <https://doi.org/10.1007/s40030-020-00451-7>



10.22214/IJRASET



45.98



IMPACT FACTOR:
7.129



IMPACT FACTOR:
7.429



INTERNATIONAL JOURNAL FOR RESEARCH

IN APPLIED SCIENCE & ENGINEERING TECHNOLOGY

Call : 08813907089  (24*7 Support on Whatsapp)