



iJRASET

International Journal For Research in
Applied Science and Engineering Technology



INTERNATIONAL JOURNAL FOR RESEARCH

IN APPLIED SCIENCE & ENGINEERING TECHNOLOGY

Volume: 2 Issue: IV Month of publication: April 2014

DOI:

www.ijraset.com

Call:  08813907089

E-mail ID: ijraset@gmail.com

Design and Analysis of Multi Leaf Springs Using Composite Materials

Ganesh.K¹, Gembiram.M², Elayaraja.R³, Saravanan.R⁴, Murali.K⁵

¹²³⁴UG Student Department of Mechanical Engineering,

⁵Asst.Professor Department of Mechanical Engineering,
University College of Engineering, Arni, Thatchur-623326
TamilNadu, India

Abstract— Weight reduction has been the main/primary focus of automobile manufactures. The automobile industries have shown interests in replacement of steel springs with composite leaf springs due to high strength to weight ratio. The objective of this paper is to compare the load carrying capacity, stiffness and weight savings of composite leaf spring with that of steel leaf spring. This work is carried out on multi leaf of commercial vehicle. Mathematical calculations are carried out for design the multi leaf spring. The materials of the leaf springs are SAE 9260 and Glass fiber reinforced epoxy to be taken for comparative study. A Finite element approach for analysis of a multi leaf springs using Ansys software is carried out. The leaf spring model is generated by using Pro/E and imported in Ansys. Harmonic analysis for vibration due to road irregularities and static analysis for gross vehicle mass load analysis are carried out for both materials, and comparative behaviors are observed such as stress and deflection of the multi leaf spring.

Key Words— Multi leaf springs, Steel Leaf Springs, Composite Leaf Springs, Harmonic analysis, Static analysis, Pro/E, Ansys.

1. INTRODUCTION

Composite materials are the one of the main applications of the aerospace, automobiles and marine Industries. Because of their less weight, good stiffness and less corrosive properties. Weight reduction is one of the major factors of that one. It results in less fuel consumption; economize maintenance of vehicle and optimum utilization of natural resources. The suspension leaf spring is one of the potential items for weight reduction in automobile as it accounts for ten to twenty percent of the unsprung weight. This helps in

achieving the vehicle with improve good riding qualities. As we know that springs, are designed for absorb and store energy after it releases slowly. Hence, the strain energy of the material becomes a major factor in designing the springs. The conventional steel leaf spring is replaced with composite material, because of their more elastic strain energy storage

capacity, good strength to weight ratio, good riding properties and, density good modulus of elasticity.

1.2 LITERATUREREVIEW

M.VENKATESAN *et.al.* (2012)describes design and experimental analysis of composite leaf spring made of glass fiber reinforced polymer. The objective is to compare the load carrying capacity, stiffness and weight savings of composite leaf spring with that of steel leaf spring. The design constraints are stresses and deflections. The dimensions of an existing conventional steel leaf spring of a light commercial vehicle are taken. Same dimensions of conventional leaf spring are used to fabricate a composite multi leaf spring using E- Glass/Epoxy unidirectional laminates. Static analysis of 2-D model of conventional leaf spring is also performed using ANSYS 10 and compared with experimental results. Finiteelement analysis with full load on 3-D model of composite multi leaf spring is done using ANSYS 10 and the analytical results are compared with experimental results. Compared to steel spring, the composite

INTERNATIONAL JOURNAL FOR RESEARCH IN APPLIED SCIENCE AND ENGINEERING TECHNOLOGY (IJRASET)

leaf spring is found to have 67.35% lesser stress, 64.95% higher stiffness and 126.98% higher natural frequency than that of existing steel leaf spring. A weight reduction of 76.4% is achieved by using optimized composite leaf spring.

U.S.RAMAKANTH *et.al.* (2013) project work is carried out on multi leaf springs having nine leaves used by a commercial vehicle. A Finite element approach for analysis of a multi leaf springs using Ansys software is carried out. The model is generated using solid works and imported in Ansys. The material of the leaf springs is 65Si7 (SUP9), composite leaf springs and hybrid leaf springs. Fatigue analysis of leaf springs is carried out for steel leaf springs, and Static analysis for steel leaf springs, composite leaf springs and hybrid leaf springs. Under the same static load conditions the stresses in leaf springs are found with great difference. Stresses in composite leaf springs is found out to be less as compared to the conventional steel leaf springs, also a new combination of steel and composite leaf springs (hybrid leaf springs) are given the same static loading and is found to have values of stresses in between that of steel and composite leaf springs.

Bhushan B. Deshmukh *et.al.* (2011) Weight reduction can be achieved primarily by the introduction of better material, design optimization and better manufacturing processes. The introduction of FRP material has made it possible to reduce the weight of spring without any reduction on load carrying capacity. The achievement of weight reduction with adequate improvement of mechanical properties has made composite a very good replacement material for conventional steel. Selection of material is based on cost and strength of material. The composite materials have more elastic strain energy storage capacity and high strength to weight ratio as compared with those of steel, so multi-leaf steel springs are being replaced by mono-leaf composite springs. The paper gives the brief look on the suitability of composite leaf spring on vehicles and their advantages. The objective of the present work is design, analysis and fabrication of mono composite leaf spring. The design constraints are stress and deflections. The finite element analysis is done using ANSYS software. The attempt has been made to fabricate the FRP leaf spring economically than that of conventional leaf spring.

1.3 LEAF SPRING

Leaf springs are also known as flat springs or carriage springs. Leaf spring is an elastic body, whose functions to distort when load applied and to recover its original shape, after load is

removed. Applications of leaf springs are as follows to cushion, absorb or control energy due to either Shock or vibration as in automobiles. The leaf springs supposed to carry loads, brake torque, driving torque. The leaf springs used are single or multi leaf springs are there. Today leaf springs are still used in commercial vehicles such as cars, vans and trucks, and railway carriages. For heavy vehicles, they have the advantage of spreading the load more widely over the vehicle's chassis. The main importance of leaf spring is to carry bump loads (i.e. due to road irregularities), supports the chassis weight, controls axle damping, controls braking forces, and to provide better suspension. Leaf springs are designed in two ways:

1. Mono Leaf Spring
2. Multi Leaf Spring

The Multi Leaf Spring is made up of several steel plates of different length stacked together, while mono-Leaf spring is made up of single steel plate. During normal operation, the spring compresses to absorb Road shock. The leaf spring bends and slide on each other allowing suspension movement. Leaf springs Can serve locating and to some extent damping as well as springing functions. The leaf spring absorbs the Vertical vibrations and impacts due to road irregularities by means of vibrations in the spring deflection So that the potential energy is stored in spring as strain energy and then released slowly.

1.4 COMPOSITE MATERIALS

A composite material is defined as a material composed of two or more constituents combined on a macroscopic scale by mechanical and chemical bonds. Composite materials are composed of inclusions suspended in a matrix. The constituents retain their identities in the composite. In general the components can be physically identified and there is an interface between them. Some of the composite materials offer a combination of strength and modulus that are either comparable to or better than any traditional metallic materials which we have earlier. Because of their low specific gravities, strength weight-ratio and modulus of elasticity. These composite materials are better than those of metallic materials. The fatigue strength and weight ratios as well as fatigue damage tolerances of composite laminates excellent. For this reasons, fiber composite have emerged as a major class of structural material and are either used or being considered as substitutions for metal in many weight-critical components in aerospace, automotive and other industries. Some other characteristic of many fiber reinforced composites is their high internal damping. This

INTERNATIONAL JOURNAL FOR RESEARCH IN APPLIED SCIENCE AND ENGINEERING TECHNOLOGY (IJRASET)

results to better vibration energy absorption within the material and results in reduced transmission of noise and vibration to neighboring structures. High damping capacity of composite materials can be beneficial in many aerospace, automotive applications in which noise, vibration, strength and hardness is a critical issue for passenger comfort. Among the other environmental factors that may cause degradation in some of the mechanical properties of some polymeric matrix composites are elevated temperatures, corrosive fluids, and ultraviolet rays. In many metal matrix composites, oxidation of the matrix well as adverse chemical reaction between fibers and matrix are of great concern at high temperature applications.

2. MATERIALS SELECTION

The material used for leaf springs is usually a plain carbon steel having 0.90 to 1.0% carbon. The leaves are heat treated after the forming process. The heat treatment of spring steel produces greater strength and therefore greater load capacity, greater range of deflection and better fatigue properties. According to Indian standards, the recommended materials are:

A. For automobiles: 50 Cr 1, 50 Cr 1 V 23, and 55 Si 2 Mn 90 all used in hardened and tempered state.

B. for rail road springs: C 55 (water-hardened), C 75 (oil-hardened), and 40 Si 2 Mn 90 and 55 Si 2 Mn 90). In this project focused on automobile leaf spring, so we select SILICOMANGANESE material for design the leaf spring and another hand fiber reinforced composite selected for weight reduction point of view.

2.1. SILICON-MANGANESE Steel (SAE 9260)

Silicon increases the strength without a serious loss of ductility. It also adds scale resistance. These steels are generally heat treated to specific properties. Manganese is one of the least expensive means of increasing harden ability at a given carbon content. It can also enhance machinability in the presence of sulfur. Chemical composition in weight percentage is C-0.6%, Si-1.65% and Mn-0.85%.

2.2. Glass fiber reinforced epoxy (GFRE)

Epoxy-based composites have environmental, production, and cost advantages over other resin systems. Epoxies also allow shorter cure cycles, increased durability, and improved surface finish. Prepare operations further reduce processing time over wet lay-up systems. As turbine blades pass 60 meters, infusion techniques become more prevalent; the traditional resin transfer

molding injection time is too long as compared to the resin set-up time, limiting laminate thickness. Injection forces resin through a thicker ply stack, thus depositing the resin where in the laminate structure before gelatin occurs. Specialized epoxy resins have been developed to customize lifetimes and viscosity.

3. SPECIFICATION OF MULTI LEAF SPRING

Table.1 shown various parameters of leaf spring

S.NO	PARAMETER	VALUE
1.	Total length of the spring (Eye to Eye)	1020mm
2.	No. of full length leave (Master Leaf) (n_f)	1
3.	No. of gradual leaves (n_g)	4
4.	Thickness of leaf	10mm
5.	Width of leaf spring	80mm
6.	Maximum load given on spring (w)	3065.625N
7.	Young's Modulus of leaf spring	$2 \times 10^3 \text{N/mm}^2$

4. FINITE ELEMENT ANALYSIS

Finite element structural analysis is a method of predicting the behavior of a real structure under specified load and displacement conditions. The finite element modeling is generalization of the displacement or matrix method of structural analysis to two and three-dimensional problems and three-dimensional problems. The basic concept of FEM that structure to be analyzed is considered to be an assemblage of discrete pieces called "elements" that are connected together at a finite number of points or nodes. The finite element is a geometrically simplified representation of a small part of the physical structure. Discretizing the structure requires experience and complete understanding of the behavior of the structure can behave like a beam, truss, plate, and shell.

INTERNATIONAL JOURNAL FOR RESEARCH IN APPLIED SCIENCE AND ENGINEERING TECHNOLOGY (IJRASET)

5. ANALYSIS OF STEEL, COMPOSITE LEAF SPRING
 ANSYS can be used for all levels of analysis, from basic stressing to full non-linear dynamic analysis.

5.1. Structural Analysis Structural analysis is probably the most common application of the finite Element method. The term structural (or structure) implies not only civil engineering structures such as Bridges and buildings, but also naval, aeronautical, and mechanical structures such as ship hulls, aircraft bodies, and machine housings, as well as mechanical components such as leaf springs, machine parts, and tools.




Fig 5.1.1 3D Meshed leaf spring model

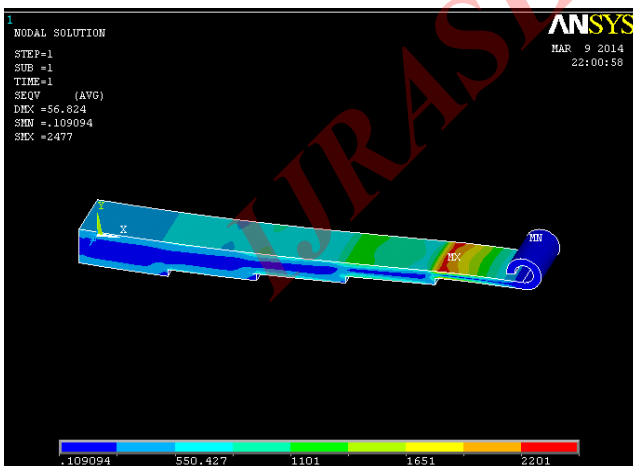


Fig 5.1.2 Stress in SAE 9260 Leaf spring

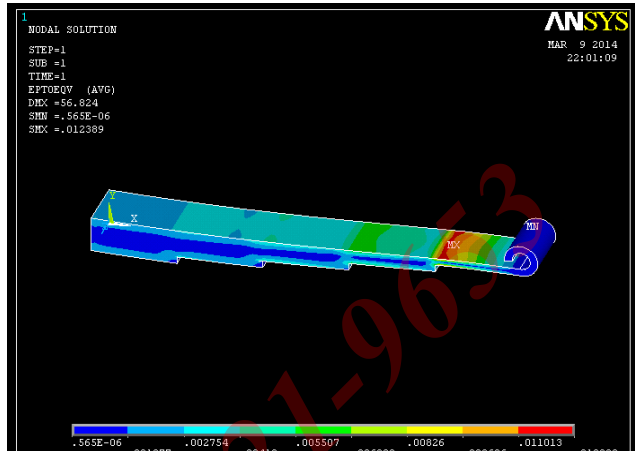


Fig 5.1.3 Strain in SAE 9260 Leaf spring

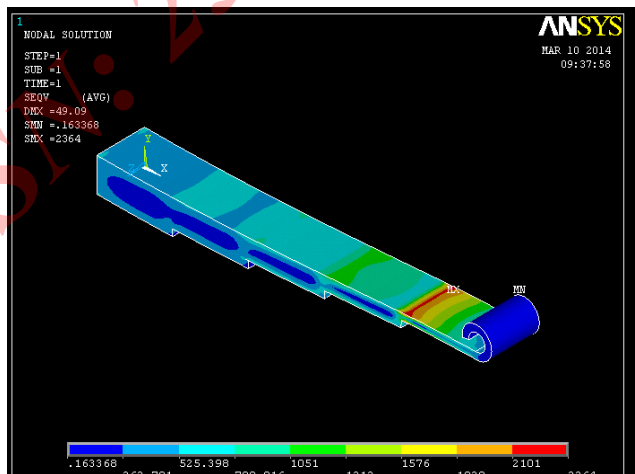
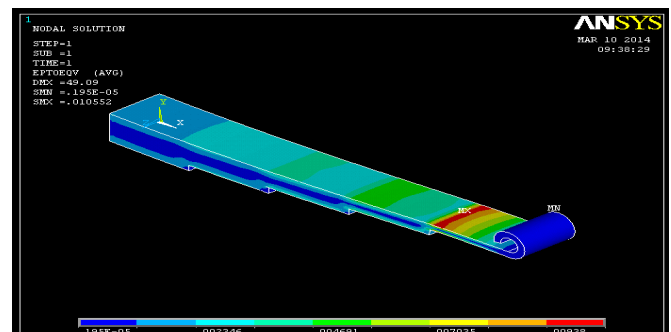


Fig 5.1.4 Stress in Fiber Glass Reinforced Epoxy Leaf spring



INTERNATIONAL JOURNAL FOR RESEARCH IN APPLIED SCIENCE AND ENGINEERING TECHNOLOGY (IJRASET)

Fig 5.1.5 Strain in Fiber Glass Reinforced Epoxy Leaf spring

Table 2 Structural analysis results of Leaf spring

Structural Analysis Results		
Results	SAE 9260 Leaf spring	Glass Fiber Reinforced Epoxy Leaf spring
Max Stress in N/mm ²	2477	2364
Max strain	0.012389	0.010552

5.2. Harmonic analysis

Harmonic response analysis is a technique used to determine the steady-state response of a linear structure to loads that vary sinusoid ally (*harmonically*) with time. The idea is to calculate the structure's response at several frequencies and obtain a graph of some response quantity (usually displacements) versus frequency. "Peak" responses are then identified on the graph and stresses reviewed at those peak frequencies.

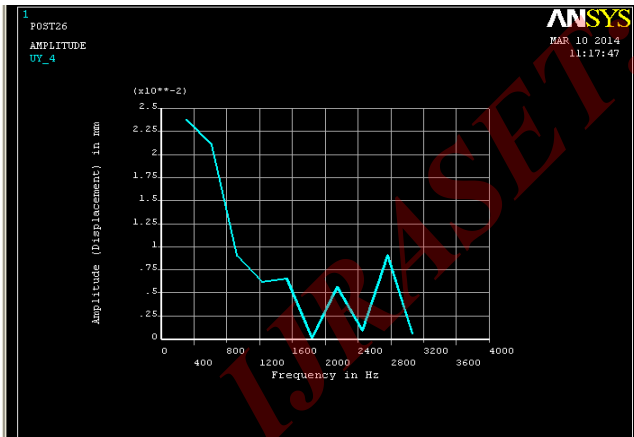


Fig 5.2.1 Amplitude Vs. Frequency curve for Glass Fiber Reinforced Epoxy Leaf spring

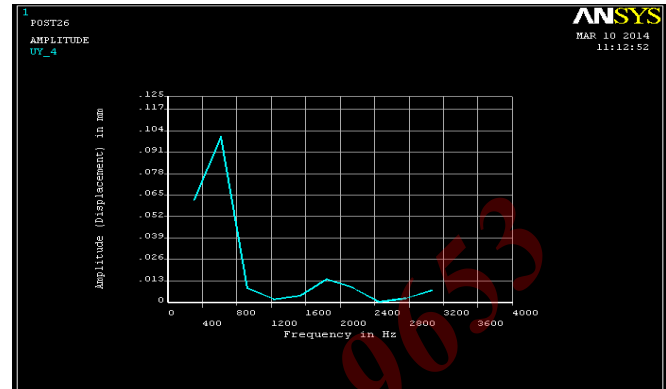


Fig 5.2.2 Amplitude Vs. Frequency curve for SAE 9260 Leaf spring

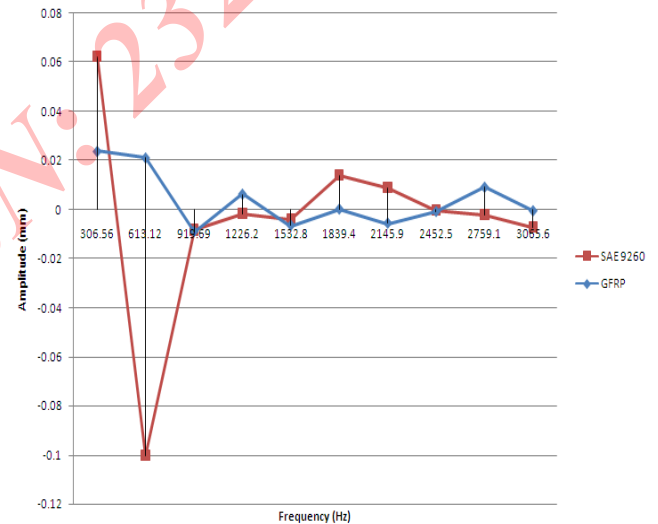


Fig 5.2.3 Amplitude Vs. Frequency Comparison graph for Leaf springs

6. CONCLUSION

The leaf spring based on fiber glass reinforced epoxy has a lower mass compare with the leaf spring based on SAE 9260. Total mass reduction obtains 22.46 kg (100.45%) by using composite material. Reducing the leaf spring mass, in automobiles give better riding comfortless against hard braking and acceleration. Reducing the mass reduce the fuel consumption of the vehicle because engine spend less fuel to pull its own mass of the vehicle. In other hand reduction of fuel usage reduce the emission of the vehicle. On strength basis,

INTERNATIONAL JOURNAL FOR RESEARCH IN APPLIED SCIENCE AND ENGINEERING TECHNOLOGY (IJRASET)

fiber glass reinforced epoxy has a lower deformation, stress and strain compare with SAE 9260. Deformation reduces up to 14.6%, stress reduced up to 4.67% and strain reduced up to 16.01%. Reducing the deformation, stress and strain make leaf spring life longer against loads.

ACKNOWLEDGMENT

The authors would like to express their deep gratitude to Mr.K. Murali Teaching fellows Department of Mechanical Engineering, University College of Engineering, Arni for technical support.

7. REFERENCES

1. H.A.Al-Qureshi,"*Automobile leaf spring from composite materials*", Journal of Material Processing Technology 118 (2001) 58-61.
2. Senthil Kumar, Sabapathy Vijayarangan," *Analytical and experimental studies on fatigue life prediction of steeland composite multi-leaf springs for light passenger vehicles using life data analysis*", Journal of Material Processing Technology (2001).
3. Daugherty.R.L," *Composite leaf springs in heavy truck applications*", International conference on composite material proceedings of japan US conference, Tokyo 1981:pp 529-538
4. G.Harinath Gowd, Venugopal Gowd "*static analysis of leaf springs*", VOL 4 8th aug-2012 IJEST
5. Shiva Shankar and Vijayarangan,"*Mono composite leaf springs for light weight vehicle design, End joint, analysis and testing*", Material science Vol 12 Nov 3 2006.
6. Nikolas Philipson and Modelan A B"*Leaf spring modeling*", science park S E 22307,lund Sweden
7. I.Rajendran, S.Vijayarangan, "*optimal design of composite leaf springs using genetic algorithm*," Computer and Structure 79 (2001) 1121-1129
8. Hou J.P Cherruall J Y, "*evolution of the eye-end design of a composite leaf spring for heavy axle loads*," composite structure, 28,351-358(2006)
9. M.L.Agarwal, V.P.Agarwal,"*A stress approach model for prediction of fatigue life by shot peening of EN45 steel spring*", International Journal of Fatigue 28 (2006) 1845-1853.
10. Yu.W.J, Kinm.H.C,"*Double Tapered FRP Beam from Automotive suspension leaf springs*", Composite structures 1988 pp 279-300.



10.22214/IJRASET



45.98



IMPACT FACTOR:
7.129



IMPACT FACTOR:
7.429



INTERNATIONAL JOURNAL FOR RESEARCH

IN APPLIED SCIENCE & ENGINEERING TECHNOLOGY

Call : 08813907089  (24*7 Support on Whatsapp)