



iJRASET

International Journal For Research in
Applied Science and Engineering Technology



INTERNATIONAL JOURNAL FOR RESEARCH

IN APPLIED SCIENCE & ENGINEERING TECHNOLOGY

Volume: 9 Issue: VII Month of publication: July 2021

DOI: <https://doi.org/10.22214/ijraset.2021.37209>

www.ijraset.com

Call:  08813907089

E-mail ID: ijraset@gmail.com

Fake News Detection Using ML

Udit Sharma¹, Praval Sathiyal², Preeti Sharma³

^{1, 2, 3}Student, Department of Information Technology, Inderprastha Engineering College, Ghaziabad, India

⁵Professor, Dept. of Information Technology, Inderprastha Engineering College, Ghaziabad, India

Abstract: Fake news is depicted as a story that is made up with an aim to mislead or to swindle the peruser. We have introduced a reaction for the undertaking of phony news disclosure by utilizing Deep Learning structures. Because of various number of instances of phony news the outcome has been an augmentation in the in the spread of phony news. Due to the wide impacts of the immense onsets of phony news, people are conflicting if not by huge helpless finders of phony news. The most liked of such exercises consolidate "boycotts" of sources and producers that are not trustworthy. While these instruments are used to make an inexorably unique complete beginning to end plan, we need to address continuously inconvenient situations where logically strong sources and makers discharge fake news. As, the objective of this endeavor was to make a mechanical assembly for perceiving the language designs that portray phony and confirmed news using AI, AI and customary language getting ready techniques. The consequences of this undertaking exhibit the breaking point with respect to AI and AI to be huge. We have developed a model that gets numerous no of normal indications of veritable and phony news and additionally an application that aides in the portrayal of the order decision.

Keywords: CPU, OS, RAM, UI – User Interface, API – Application Program Interface, ATA – (Advanced Technology Advancement), SCSI, SATA – (Serial Advanced Technology Advancement), NCSA – (National Center for Supercomputing Applications), TF – (Term Frequency, IDF – Inverse Document Frequency), AI –(Artificial Intelligence), ML – (Machine Learning).

I. INTRODUCTION

Fake news may be a modestly new term yet it's anything but actually another new marvel. Nonetheless, the advances in innovation and the spread of information through different sorts of media have extended the phony news development today. Thusly, counterfeit news impacts have extended dramatically previously and something should be done to hold this back from continuing later on. This task incorporates utilizing AI, ML and NLP strategies to make a model that can uncover record that are, with high probabilities, fake news stories and articles. Countless the current mechanized approaches to manage this issue depend on a "blacklist" of makers and sources that are known producers of phony news. Be that as it may, shouldn't something be said about when the maker isn't known or when counterfeit news is conveyed through enormous number of dependable sources? In these cases rely essentially upon the substance of the report to make a decision on whether it is phony or genuine. By social event examples of both authentic and phony news and setting up a model, it ought to be possible to orchestrate counterfeit reports with a particular degree of accuracy. The target of this task is to find the feasibility and obstacles of language-based frameworks for identifying any sort of phony news which is distinguished utilizing the AI calculations, AI computations including anyway not limited to convolutional neural frameworks and repetitive neural frameworks. The aftereffect of this venture ought to be to choose what amount can be refined in this assignment by taking apart plans contained in the content and dilemma to the external information about the world. This sort of arrangement isn't relied upon to be a start to finish answer for counterfeit news. Like the "blacklist" approaches referred to, there are cases in which it comes up short and some for which it succeeds. Maybe than being a start to finish arrangement, this task is relied upon to be one arrangement that could be used to assist with peopling who are endeavoring to group counterfeit news. Then again, it very well may be one instrument that is utilized in future applications that wisely consolidate various gadgets to make a start to finish answer for robotization of the method of phony news grouping.

A. Literature Review

Speedy innovative progression have approved news papers and reporting to be circulated over the web and the ascent of Twitter, Youtube, Instagram, Facebook and some other person to person communication destinations. Systems administration Sites have become a critical technique to represent individuals with one another and offer plans and musings. Basic parts of an individual these systems administration locales is fast sharing of data. Explicitly in the present circumstance, precision of the news or data conveyed is basic.

Counterfeit word getting out on various systems administration locales has become the most unsettling issue. Counterfeit news has significantly affected regular day to day existences and the social solicitations of numerous people and caused some antagonistic effects.

Here, the most intensive electronic data sets have been separated to investigate articles about ID of information that is phony on systems administration locales utilizing an effective act of writing audit. The key highlight study this is uncovering the benefits that AI utilizes for the information about counterfeit news and its triumph in one application or the other. In like manner, suppositions were made that the triumph of electronic thinking contraptions is over 90%. This is acknowledged to be a manual for anybody identified with this field(researchers and people).

B. Proposed Methodology

The basic idea to make a model to predict the reliability of constant news undertakings going on. The proposed is comprises of following steps:

- 1) Collection Of Data
- 2) Pre-Processing Of Data
- 3) Classification
- 4) Result Analysis

The keys expression of news affairs have been taken in a form that needs to be verified. The filtered data is then stored in a database known as Mango DB. data Pre Processing unit is reliable for settings data for the additional processing that is required. Classification is basically dependent on:

- a) Number Of Tweets
- b) Number Of hashtags
- c) Number Of adherents
- d) Confirmed User
- e) Sentiment Score
- f) Number Of Retweets
- g) Methods Of NLP

C. Motivation

We have taken key articulations of the news issues as information that the individual necessities to check. Information that gets separated is put away in Mango DB. Information Pre handling unit is viewed as obligated for setting up information for the extra preparing required. The arrangement depends of these highlights like twitter examines. Position Detection is utilized for looking at the position of the creator. It's anything but a mental model that is utilized by the creator. Position Detection has numerous different applications. We can determine whether a news story is fake or genuine once we have considered all the classes.. After that we classify the outputs and use classification algorithms.

II. MODELS USED

A. TF (Term Frequency)

All out No. Of times the word has happened in a report partitioned by the absolute no. Of words in the report is known as term recurrence. High worth methods the word has that a term has happened more as often as possible than different terms and consequently the report record, when the term is a piece of the discourse is a decent match.

B. IDF (Inverse Document Frequency)

Log of the no. Of reports isolated by the no. Of records that contain the word w is known as IDF or Inverse Document Frequency. The heaviness of less regular words in every one of the reports in the corpus is controlled by Inverse Document Frequency. Words happening ordinarily in a record and different archives too may not be considered significant. Meaning of a term in the whole corpus is known as IDF. TfidfVectorizer covertly reports which were at first crude to TF-IDF highlights framework.

C. Passive Aggressive Classifier

Detached Aggressive Classifier are the calculations for learning or preparing the dataset utilized for the two relapses and characterizations.

The calculation is aloof when a right result arrangement happens and is forceful when there is any erroneous conclusion, misclassification, refreshing and changing. It doesn't merge like a large portion of different calculations. The fundamental target of this calculation is making changes that would address the misfortune and would cause an extremely modest quantity of changes in the weight vector's norm.

D. Multinomial NB (Naïve Bayes)

The sort is classifier that is appropriate for the order with discrete highlights is known as MultinomialNB. Instances of discrete highlights are tally of words for text characterization of text. Number element include is ordinarily needed in multinomial conveyance.

- 1) Fractional counts
- 2) TF-IDF

E. SVC (Support Vector Classifier)

The fit time scales quadratically and furthermore with the no. Of tests, it could be unreasonable for a huge number of tests. The primary goal of a Linear Support Vector Classifier (SVC) is to fit to the information that has been given and consequently getting a "best fit" hyperplane that will sort and gap the information. To perceive what the predicated class is a few highlights are given to the classifier after we get the hyperplane. Consequently this calculation can be utilized much of the time and is likewise appropriate for our utilization.

III. MODEL ANALYSIS

A. Confusion Matrix

It is also called a error matrix, a confusion matrix is employed to specifically resolve the matter of applied mathematics classification within the ML fields. Essentially a confusions matrix is employed to allow the outline on however well the classifications model has performed on a dataset that we all know verity values in dataset. A confusion matrix features a tabular structures.

The performance of the classifier is unreal. The confusion between totally different categories is well known. Example: Mislabeling of 1 category as another.

Principal the performance measure taken square measure calculate exploitation this matrix. To represent the outcomes of predictions on a classification model, principal a confusion matrix is employed. The quantity of incorrect and proper prediction with values of count is summarized employing a confusion matrix. This is often the key to confusion matrix. The classification model is confused in an exceedingly totally different range of the way once it makes the prediction. This is often depicted by a confusion matrix.

The errors that the classifier makes and also the styles of error that square measure created square measure shown exploitation the confusion matrix.

B. Accuracy Score

Exactness that gives us the information about a small amount of tests that are accurately anticipated is the most ordinarily utilized measurement for grouping. Sklearn library is utilized to foresee the exactness score that will accept the contribution as datasets and the dataset names and anticipated dataset marks are utilized to show the level of precision of the model..

C. Precision

It is a another commonly used performed metric for classifications which is gives the percentage of results which are relevant

D. Recall

Another performed metric used in classifications model which is the percentage of results that are actually relevant i.e. correctly classified by the model.

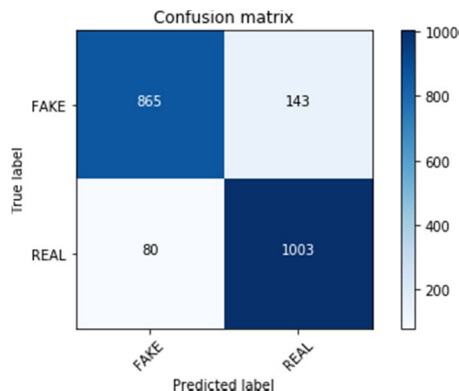


Figure 1: Confusion matrix for Multinomial nb count True Positives =865

False Positives =143 FN False Negatives =80 TN

True Negatives =1003

$$\text{Accuracy} = \frac{TP+TN}{TP+FP+FN+TN}$$

$$= \frac{865+1003}{865+143+80+1003} = 89.3\%$$

$$\text{Precision} = \frac{TP}{TP+FP}$$

$$= \frac{865}{865+143} = 85.8\%$$

$$\text{Recall} = \frac{TP}{TP+FN}$$

$$= \frac{865}{865+80} = 91.5\%$$

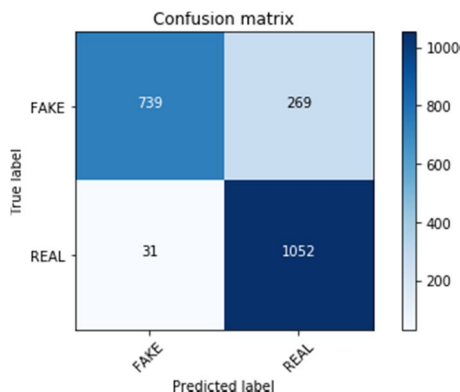


Figure 2: Confusion matrix for Multinomial nb tf-idf True Positives =739

(False Positives) =269 FN (False Negatives) =31 TN (True Negatives) =1052

$$\text{Accuracy score} = \frac{TP+TN}{TP+FP+FN+TN}$$

$$= \frac{739+1052}{739+269+31+1052} = 85.7\%$$

$$\text{Precision} = \frac{TP}{TP+FP}$$

$$= \frac{739}{739+269} = 73.3\%$$

$$\text{Recall} = \frac{TP}{TP+FN}$$

$$= \frac{739}{739+31} = 95.9\%$$

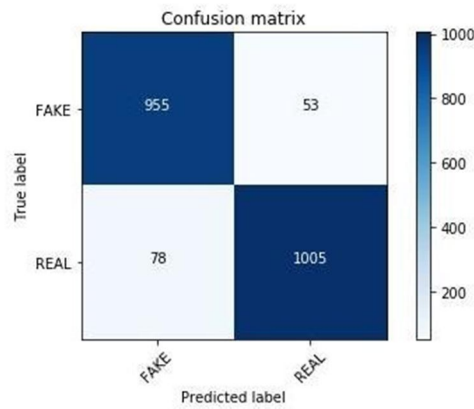


Figure 3: Confusion Matrix for Passive Aggressive True Positives =955

False Positives =53 FN

False Negatives =78

True Negatives =1005

Accuracy score = $(TP+TN)/(TP+FP+FN+TN)$

$$=(955+1005)/(955+53+78+1005)=93.7\%$$

Precision = $TP/(TP+FP)$

$$=955/(955+53)=94.7\%$$

Recall = $TP/(TP+FN)$

$$=955/(955+78)=92.4\%$$

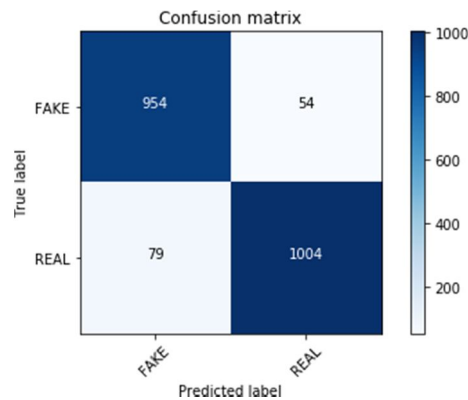


Figure 4: Confusion matrix for svc True Positives =954

False Positives =54 FN False Negatives =79

True Negatives =1004

Accuracy score = $(TP+TN)/(TP+FP+FN+TN)$

$$=(954+1004)/(954+54+79+1004)=93.6\%$$

Precision = $TP/(TP+FP)$

$$=954/(954+54)=94.6\%$$

Recall = $TP/(TP+FN)$

$$=954/(954+79)=92.3\%$$




Chart 1: Accuracy of different models

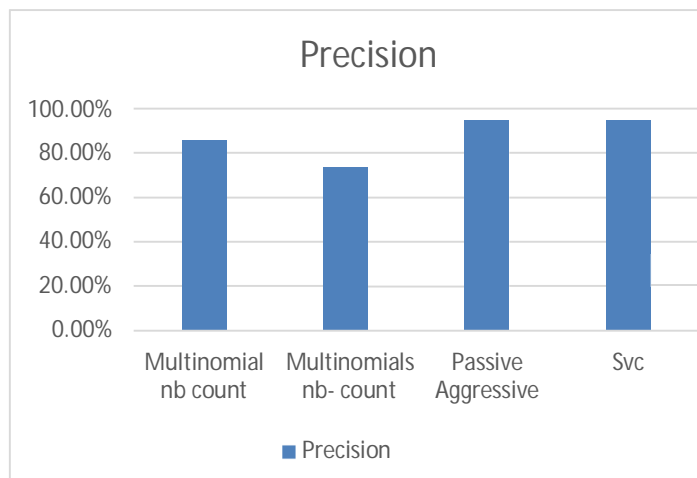


Chart 2: Precision of different models

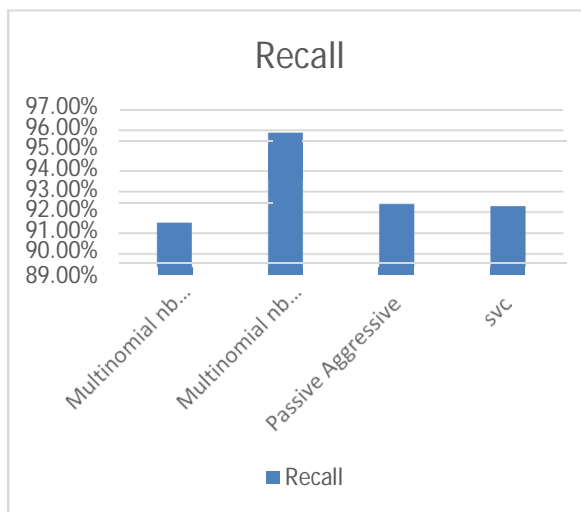


Chart 3: Recall of different models

IV. CONCLUSION AND FUTURE SCOPE

Fake news is classified as any sort of concocted story with a goal to misdirect or to delude. In this paper we are attempting to introduce the answer for counterfeit news recognition task by utilizing Machine Learning methods. Numerous occasions have come about to an ascent in the conspicuousness and spread of fake news. The broad effects of the gigantic beginning of phony news can be seen, people are clashing if not by and large helpless identifiers of phony news. With this, tries are being made to robotize the errand of phony news location. Here, the reason for this task was to construct a model that assist us with perceiving the language designs that can be utilized to characterize phony and genuine news with the assistance of ML (AI) strategies. The results of this project demonstrates the ability of ML to be productive in this errand. We have attempted to fabricate a model that aides in getting numerous natural signs of genuine and phony news just as in the perception of the characterization choice. Presently a-days counterfeit news is such a major issue that it is influencing our general public just as our realities and feelings. The issue that should be addressed can be settled utilizing AI and Machine learning strategies.

REFERENCES

- [1] James Thorne, Mingjie Chen, Giorgos Myrianthous, Jiashu Pu, Xiaoxuan Wang, and Andreas Vlachos. Fake news stance detection using stacked ensemble of classifiers. In Proceedings of the 2017 EMNLP Workshop: Natural Language Processing meets Journalism, pages 80–83, 2017 .
- [2] Mykhailo Granik and Volodymyr Mesyura. Fake news detection using naive bayes classifier. In 2017 IEEE First Ukraine Conference on Electrical and Computer Engineering (UKRCON), pages 900–903. IEEE, 2017.
- [3] Yang Yang, Lei Zheng, Jiawei Zhang, Qingcai Cui, Zhoujun Li, and Philip S. Yu. Ti-cnn: Convolutional neural networks for fake news detection.
- [4] Yaqing Wang, Fenglong Ma, Zhiwei Jin, Ye Yuan, Guangxu Xun, Kishlay Jha, Lu Su, and Jing Gao. Eann: Event adversarial neural networks for multi-modal fake news detection. In Proceedings of the 24th acm sigkdd international conference on knowledge discovery & data mining, pages 849–857. ACM, 2018.
- [5] Conroy, Niall & Rubin, Victoria & Chen, Yimin. (2015). Automatic Deception Detection: Methods for Finding Fake News. . USA
- [6] Ball, L. & Elworthy, J. J Market Anal (2014) 2: 187. <https://doi.org/10.1057/jma.2014.15>
- [7] Lu TC, Yu T., Chen SH. (2018) Information Manipulation and Web Credibility. In: Bucciarelli E., Chen SH., Corchado J. (eds) Decision Economics: In the Tradition of Herbert A. Simon's Heritage. DCAI 2017. Advances in Intelligent Systems and Computing, vol 618. Springer, Cham
- [8] Rubin, Victoria & Conroy, Niall & Chen, Yimin & Cornwell, Sarah. (2016). Fake News or Truth? Using Satirical Cues to Detect Potentially Misleading News. . 10.18653/v1/W16-0802.
- [9] Shloka Gilda, "Evaluating Machine Learning Algorithms for Fake News Detection" ,2017 IEEE 15th Student Conference on Research and Development (SCoReD).
- [10] Mykhailo Granik, Volodymyr Mesyura, "Fake News Detection Using Naive Bayes Classifier", 2017 IEEEFirst Ukraine Conference on Electrical and Threads", 2017 IEEE International Conference on Smart Cloud.
- [11] Marco L. Della Vedova, Eugenio Tacchini, Stefano Moret, Gabriele Ballarin, Massimo DiPierro, Luca de Alfaro, "Automatic Online Fake News Detection Combining Content and Social Signals", ISSN 2305-7254,2017.
- [12] Saranya Krishanan, Min Chen, "Identifying Tweets witj Fake News",2018 IEEE Interational Conference on Information Reuse and Integration for Data Science.
- [13] Conroy, N., Rubin, V. and Chen, Y. (2015). "Automatic deception detection: Methods for finding fake news.", Proceedings of the Association for Information Science and Technology, 52(1), pp.1-4.
- [14] S. Maheshwari, "How fake news goes viral: A case study", Nov.2016. [Online]. Available: <https://www.nytimes.com/2016/11/20/business/media/how-fake-news-spreads.html> (visited on 11/08/2017).
- [15] Nikita Munot, Sharvari S. Govilkar, "Comparative Study of Text Summarization Methods", International Journal of Computer Applications (0975 – 8887) Volume 102– No.12, September 2014.
- [16] N. J. Conroy, V. L. Rubin, and Y. Chen, "Automatic deception detection: Methods for finding fake news," Proceedings of the Association for Information Science and Technology, vol. 52, no. 1, pp. 1–4, 2015.
- [17] S. Feng, R. Banerjee, and Y. Choi, "Syntactic stylometry for deception detection," in Proceedings of the 50th Annual Meeting of the Association for Computational Linguistics: Short Papers-Volume 2, Association for Computational Linguistics, 2012, pp. 171–175.
- [18] Shlok Gilda, Department of Computer Engineering, Evaluating Machine Learning Algorithms for Fake News Detection, 2017 IEEE 15th Student Conference on Research and Development (SCoReD)
- [19] Peng Zhou, Wei Shi, Jun Tian, Zhenyu Qi, Bingchen Li, Hongwei Hao, and Bo Xu. Attention-based bidirectional long short-term memory networks for relation classification. In Proceedings of the 54th Annual Meeting of the Association for Computational Linguistics (Volume 2: Short Papers), pages 207–212, Berlin, Germany, August 2016. Association for Computational Linguistics.
- [20] Hunt Allcott and Matthew Gentzkow. Social media and fake news in the 2016 election. In Journal of Economic Perspective, volume 31, 2017.
- [21] Jeffrey Gottfried and Elisa Shearer. News Use Across Social Media Platforms 2016. Pew Research Center, 2016.
- [22] Craig Silverman and Lawrence Alexander. How teens in the balkans are duping trump supporters with fake news. BuzzFeed News, 3, 2016.
- [23] Rong-En Fan, Kai-Wei Chang, Cho-Jui Hsieh, Xiang-Rui Wang, and Chih-Jen Lin. Liblinear: A library for large linear classification. J. Mach. Learn. Res., 9:1871–1874, 2008.
- [24] Stephen Robertson. Understanding inverse document frequency: On theoretical arguments for idf, 2004.



10.22214/IJRASET



45.98



IMPACT FACTOR:
7.129



IMPACT FACTOR:
7.429



INTERNATIONAL JOURNAL FOR RESEARCH

IN APPLIED SCIENCE & ENGINEERING TECHNOLOGY

Call : 08813907089  (24*7 Support on Whatsapp)