



iJRASET

International Journal For Research in
Applied Science and Engineering Technology



INTERNATIONAL JOURNAL FOR RESEARCH

IN APPLIED SCIENCE & ENGINEERING TECHNOLOGY

Volume: 9 Issue: VIII Month of publication: August 2021

DOI: <https://doi.org/10.22214/ijraset.2021.37646>

www.ijraset.com

Call:  08813907089

E-mail ID: ijraset@gmail.com

Palmprint Recognition in Uncontrolled and Uncooperative Environment

Jayakrishnan S Kumar¹, Athullya P D², Nihesh S Pillai³, Andriya Tina D'Souza⁴

Asst. Professor, Department of computer science, DiST

Dual Degree MCA, Depaul Institute of Science & Technology, Angamaly

Abstract: *On-line palmprint recognition and latent palmprint identification unit two branches of palmprint studies. The previous uses middle-resolution footage collected by a camera in an exceedingly} very well-controlled or contact-based surroundings with user cooperation for industrial applications and so the latter uses high resolution latent palmprints collected in crime scenes for rhetorical investigation. However, these two branches do not cowl some palmprint footage that have the potential for rhetorical investigation. Attributable to the prevalence of smartphone and shopper camera, further proof is at intervals the variability of digital footage taken in uncontrolled and uncooperative surroundings. However, their palms area unit typically noticeable. To visualize palmprint identification on footage collected in uncontrolled and uncooperative surroundings, a novel palmprint info is established Associate in nursing AN end-to-end deep learning rule is projected. The new data named NTU Palmprints from the net (NTU-PI-v1) contains 7881 footage from 2035 palms collected from the net. The projected rule consists of Associate in Nursing alignment network and a feature extraction network and is end-to-end trainable. The projected rule is compared with the progressive on-line palmprint recognition ways that and evaluated on three public contactless palmprint infos, IITD, CASIA, and PolyU and a couple of new databases, NTU-PI-v1 and NTU contactless palmprint info. The experimental results showed that the projected rule outperforms the current palmprint recognition ways that.*

Keywords: *Biometrics, criminal and victim identification, forensics, palmprint recognition.*

I. INTRODUCTION

A number of biometric characteristics like face, fingerprint, palmprint, iris, gait, voice and handwriting have been projected. Variety of them e.g. fingerprint and iris have already achieved very high accuracy and been commercially deployed. Many face recognition methods area unit already on the point of human level performance, enforcement agencies area unit pattern fingerprints for looking out suspects from the first twentieth century, Iris voice and fingerprint recognition jointly perform fine. Each recognition system is supposed to figure on the traits non transmissible below a specific atmosphere. During strained atmosphere Control over variety of information acquisition parameters is assumed where as in associate degree uncontrolled and uncooperative atmosphere, there is no such assumption. Through several biometric areas area unit very roaring and various analysis studies area until done, the recognition at intervals the uncontrolled and uncooperative atmosphere continues to the troublesome and rhetorical application aren't well investigated. An important a vicinity of rhetorical investigation is criminal and victim identification supported proof footage.

The identification from proof footage is very troublesome if no obvious traits like face or tattoos square measure out there. Terrorists, rioters, child, sexual offenders usually hide their face or tattoos to avoid identification, however totally different body parts, Sometimes criminals to boot decide to hide the identity of their victims. The case where as not face and tattoos area unit through about in some recent studies to develop biometric traits like vein, skin mark, steroid hormone hair and skin texture for rhetorical applications, Vein and skin marks need high resolution image. Variety of body parts don't have needs high resolution image.

II. EXISTING SYSTEM

Fingerprint identification is one of the most well-known and publicized biometrics. Because of their uniqueness and consistency over time, fingerprints have been used for identification for over a century, more recently becoming automated (i.e. a biometric) due to advancements in computing capabilities. Fingerprint identification is popular because of the inherent ease in acquisition, the numerous sources (10 fingers) available for collection, and their established use and collections by law enforcement and immigration. A facial recognition system is a technology capable of matching a human face from a digital image or a video frame against a database of faces, typically employed to authenticate users through ID verification services, works by pinpointing and measuring facial features from a given image. While initially a form of computer application, facial recognition systems have seen wider uses

in recent times on smartphones and in other forms of technology, such as robotics. Because computerized facial recognition involves the measurement of a human's physiological characteristics facial recognition systems are categorised as biometrics.

Although the accuracy of facial recognition systems as a biometric technology is lower than iris recognition and fingerprint recognition, it is widely adopted due to its contactless process. Facial recognition systems have been deployed in advanced human-computer interaction, video surveillance and automatic indexing of images. They are also used widely by law enforcement agencies. Fingerprint identification is one of the most well-known and publicized biometrics. Because of their uniqueness and consistency over time, fingerprints have been used for identification for over a century, more recently becoming automated (i.e. a biometric) due to advancements in computing capabilities. Fingerprint identification is popular because of the inherent ease in acquisition, the numerous sources (10 fingers) available for collection, and their established use and collections by law enforcement and immigration. A facial recognition system is a technology capable of matching a human face from a digital image or a video frame against a database of faces, typically employed to authenticate users through ID verification services, works by pinpointing and measuring facial features from a given image. While initially a form of computer application, facial recognition systems have seen wider uses in recent times on smartphones and in other forms of technology, such as robotics. Because computerized facial recognition involves the measurement of a human's physiological characteristics facial recognition systems are categorised as biometrics. Although the accuracy of facial recognition systems as a biometric technology is lower than iris recognition and fingerprint recognition, it is widely adopted due to its contactless process. Facial recognition systems have been deployed in advanced human-computer interaction, video surveillance and automatic indexing of images. They are also used widely by law Enforcement agencies

III. PROPOSED SYSTEM

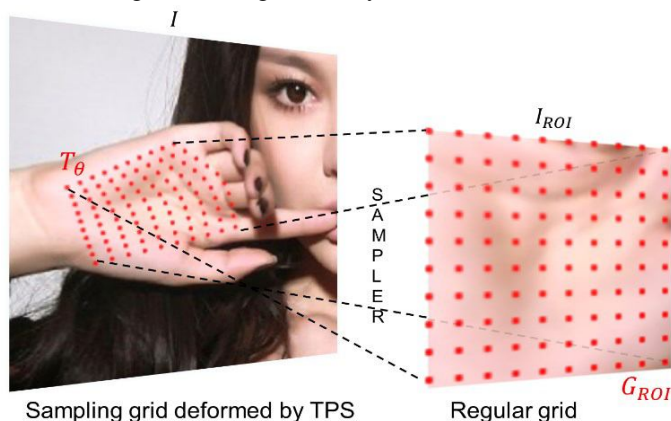
In the proposed system we are creating a new deep learning method for identifying a person from palm print image. In the system we will use opencv for identifying the palm from an image. Then the palm landmarks are extracted from image. Using these landmarks we will align the image. We will use a Custom RFCNN deep learning model to train the system and these model will be able to predict person based on palm image. The planned End-to-End Palmprint Recognition Network (EE-PRnet) consists of 2 main networks, ROI Localization and Alignment Network (ROI-LAnet) and have Extraction and Recognition Network (FERnet). Figs. eight and ten illustrate the design of the ROI-LAnet and EE-PRnet, severally.

To align all palmprints into a similar arrangement and localize their ROIs, ROI-LAnet takes an artless hand image I resized to $h \times w$ pixels as Associate in nursing input and outputs palmprint ROI image I_{ROI} . The primary a part of the ROI-LAnet is that the changed VGG-16 mentioned in Section IV-C. a lot of exactly, the pre-trained VGG-16 network [57] that is cropped once the layer pool3 with native response normalisation (LRN) on high and is employed as a feature extractor within the ROI-LAnet. This setting produces L2-normalized feature maps fh , that retain the spatial data within the hand image. The feature maps fh square measure connected to the second a part of the ROI-LAnet, that could be a absolutely connected Regression Network with 2 hidden layers fc1 and fc2 with 512 and 128 neurons, severally. Tach layers square measure followed by ReLU activations and dropout to avoid neurons co-adaptation [58] and function a ROI augmentation mechanism within the coaching (see Section V-C). The Feature Extraction Network in conjunction with the Regression Network kind the Localization Network (see Figs. 8 and 10), that outputs normalized coordinates θ of the hand landmarks (see Section IV-A). The normalisation vary is between -1 and one and therefore the normalized coordinates θ square measure forwarded to the grid generator that transforms a daily, sq. grid G to a misshapen grid $T\theta(G)$ supported θ . A additive sampler takes the misshapen grid $T\theta(G)$ as Associate in Nursinging input and samples the initial hand image I (not the resized I inputted to the ROI-LAnet) to create a daily grid of $h_{ROI} \times w_{ROI}$ pixels, that is that the ROI image, I_{ROI} . Note that due to the coordinate normalisation, the sampler will take a picture of any size.

The ROI-LAnet is connected to the Feature Extraction and Recognition Network (FERnet) that is liable for palmprint feature extraction and recognition. To extract palmprint options, the ROI image I_{ROI} , is passed to a different freelance CNN that is additionally a VGG-16 cropped once pool3 layer with the LRN on high. Even if its structure and therefore the structure of the feature extraction network within the ROI-LAnet square measure same, there's no weight sharing between them. The output from the LRN layer, fs_{ROI} could be a $h_{ROI} \times w_{ROI} \times 256$ spatial illustration of the palmprint ROI. Note that the spatial dimensions $h_{ROI} \times w_{ROI}$ square measure outlined within the grid generator within the ROI-LAnet. Then, the LRN is connected to a dropout layer Associate in nursinging an embedding layer fc4, that outputs the ultimate 512 dimensional palmprint descriptor f_{PD} . The vector f_{PD} is passed to a different dropout layer then absolutely connected layer fc5, that returns the palmprint labels PL. within the coaching, L2 loss is employed to coach the Localization Network within the ROI-LAnet before connecting it to FERnet and Softmax loss is employed to coach the FERnet and therefore the EE-PRnet .

A. Modules In Proposed System

- 1) *Palm Coordinates Detection using OpenCV:* Python and OpenCV Library are used to find out the major Palm Lines present in our palm. OpenCV is an open-source library dedicated to solving computer vision problems. OpenCV (Open Source Computer Vision Library) is an open source computer vision and machine learning software library. OpenCV was built to provide a common infrastructure for computer vision applications and to accelerate the use of machine perception in the commercial products. In the proposed system we are creating a new deep learning method for identifying a person from palm print image. In the system we will use OpenCv for identifying the palm from an image. Then the palm landmarks are extracted from image. Using these landmarks we will align the image. We will use a Custom RFCNN deep learning model to train the system and these model will be able to predict person based on palm image. Palmprint recognition is based on the effective texture information on the palm of the hand for identification, and the palm vein recognition is according to the information of vein blood vessel under the palm skin layer. The ROI extraction is a hot issue for the palmprint and palm vein identification. The ROI extraction refers to carrying out a series of adjustment and key point's location for different palmprint and palm vein images, then the effective area of center is selected to extract features, and final matching is carried out for the recognition. This central region is usually called the region of interest (ROI), for the palmprint and palm vein image of the same palm, the location of ROI should be the same. The purpose of ROI location and selection is to do the feature area normalization of the different palmprint and palm vein, so the influence of adverse factors will be eliminated, and the sub image including rich information of palm print or palm vein is extracted, which is convenient for the subsequent feature extraction and matching.
- 2) *A ROI (Region of Interest Extraction):* The ROI (region of interest) extraction is the key step in palmprint or palm vein recognition, which is very important for the subsequent feature extraction and recognition. In this paper, the ROI extraction method for palmprint and palm vein recognition is mainly studied. Firstly, the pre-processing operation of palmprint and palm vein is carried out by using binary and morphological denoising technology, then the ROI regions are located and extracted based on the maximum inscribed circle and centroid methods. Finally, the algorithms are tested on PUT palm vein database and CASIA database, the experimental results show that the methods of this paper have a good effect, which are feasibility and validity. Furthermore, an online ROI extraction simulation system is designed in this article. The palmprint or palm vein image can be obtained in real-time by using the camera through the system, then the ROI can be extracted. The simulation system is intuitive and easy to operate, which provides a reliable experimental platform for the study of palmprint and palm vein recognition technology.
- 3) *Alignment of Images:* Align ROI using palm landmarks. Usually, in standard palmprint recognition ways, the ROI is outlined supported the landmarks on the extracted hand contour, particularly mediate fingers. within the controlled environments, these landmarks square measure well-defined, stable, and permit to handle affine deformation of hand pictures as a result of the hand contour may be extracted simply while not error. However, such ROI extraction is sensitive to 3D create variations, elastic palm deformations, unclear hand contours and sophisticated background, that forever seem within the uncontrolled atmosphere. In alternative words, the normal ways supported thresholding, edge detectors and boundary pursuit work well provided that the background and also the hand have a major color distinction and there square measure clear areas between fingers. Even so, within the uncontrolled atmosphere, such assumptions don't hold and also the ancient ways can presumably fail within the detection. Thus, a CNN for hand landmark detection, extra landmarks and non-affine transformation square measure thought of during this study.



B. Spatial Transformer

The aim of palm ROI extraction is to align every palmprint into constant organisation. A module that allows economical spatial image manipulation inside a neural network may be a spatial electrical device [47]. Thus, during this work, the spatial electrical device is employed for the ROI extraction (see Section V-D). The module consists of a trainable Localization Network that regresses transformation parameters θ , a sampling grid generator and a sampler. It may be wont to implement any transformation $T\theta$ that's differentiable with relevance its parameters θ , e.g., affine, plane projective or skinny plate spline (TPS) transformations. The module is differentiable and may be place into anywhere of a CNN design forming a spatial electrical device Network, which might be trained with normal backpropagation. Jaderberg et al. [52] showed that the spatial electrical device Network with TPS [53] is that the most powerful for elastically ill-shapen digits. Also, some recent progressive feature matching and alignment strategies use spatial electrical device Network with TPS [54], [55], [56]. the small print of TPS may be found in [53]. Another excuse for mistreatment the TPS transformation is that it's non-rigid and may be parametrized by management points within the co-ordinate system, that ar ar,y coordinates of hand landmarks during this study. Thus, during this work, hand landmark coordinates θ are wont to parametrize the TPS deformation of the sampling grid.

The illustration of the TPS palm transformation supported the projected hand landmarks is shown in Fig. 7. into constant organisation. A module that allows economical spatial image manipulation inside a neural network may be a spatial electrical device [47]. Thus, during this work, the spatial electrical device is employed for the ROI extraction (see Section V-D). The module consists of a trainable Localization Network that regresses transformation parameters θ , a sampling grid generator and a sampler. It may be wont to implement any transformation $T\theta$ that's differentiable with relevance its parameters θ , e.g., affine, plane projective or skinny plate spline (TPS) transformations. The module is differentiable and may be place into anywhere of a CNN design forming a spatial electrical device Network, which might be trained with normal backpropagation. Jaderberg et al. [52] showed that the spatial electrical device Network with TPS [53] is that the most powerful for elastically ill-shapen digits. Also, some recent progressive feature matching and alignment strategies use spatial electrical device Network with TPS [54], [55], [56]. The small print of TPS may be found in [53]. Another excuse for mistreatment the TPS transformation is that it's non-rigid and may be parametrized by management points within the co-ordinate system that are y coordinates of hand landmarks during this study.

Thus, during this work, hand landmark coordinates θ are wont to parameterize the TPS deformation of the sampling grid. The illustration of the TPS palm transformation supported the projected hand landmarks is shown in Fig. 7. into constant organisation. A module that allows economical spatial image manipulation inside a neural network may be a spatial electrical device [47]. Thus, during this work, the spatial electrical device is employed for the ROI extraction (see Section V-D). The module consists of a trainable Localization Network that regresses transformation parameters θ , a sampling grid generator and a sampler. It may be wont to implement any transformation $T\theta$ that's differentiable with relevance its parameters θ , e.g., affine, plane projective or skinny plate spline (TPS) transformations. The module is differentiable and may be place into anywhere of a CNN design forming a spatial electrical device Network, which might be trained with normal backpropagation. Jaderberg et al. [52] showed that the spatial electrical device Network with TPS [53] is that the most powerful for elastically ill-shapen digits. Also, some recent progressive feature matching and alignment strategies use spatial electrical device Network with TPS [54], [55], [56].

The small print of TPS may be found in [53]. another excuse for mistreatment the TPS transformation is that it's non-rigid and may be parametrized by management points within the co-ordinate system, that are, y coordinates of hand landmarks during this study. Thus, during this work, hand landmark coordinates θ ar wont to parametrize the TPS deformation of the sampling grid.

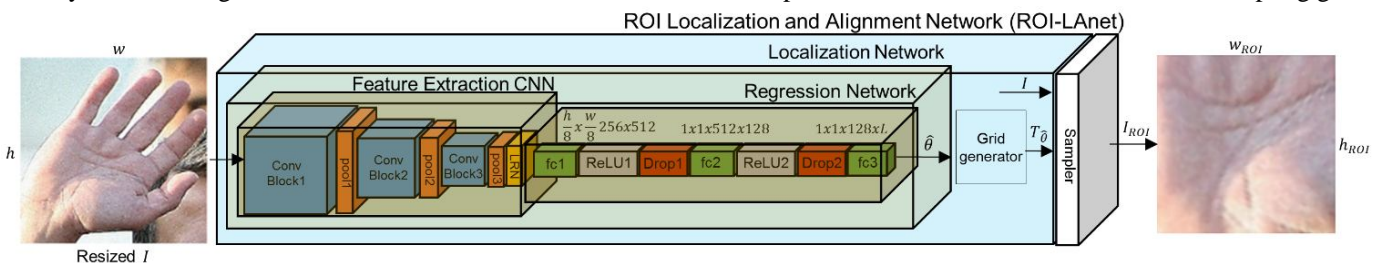
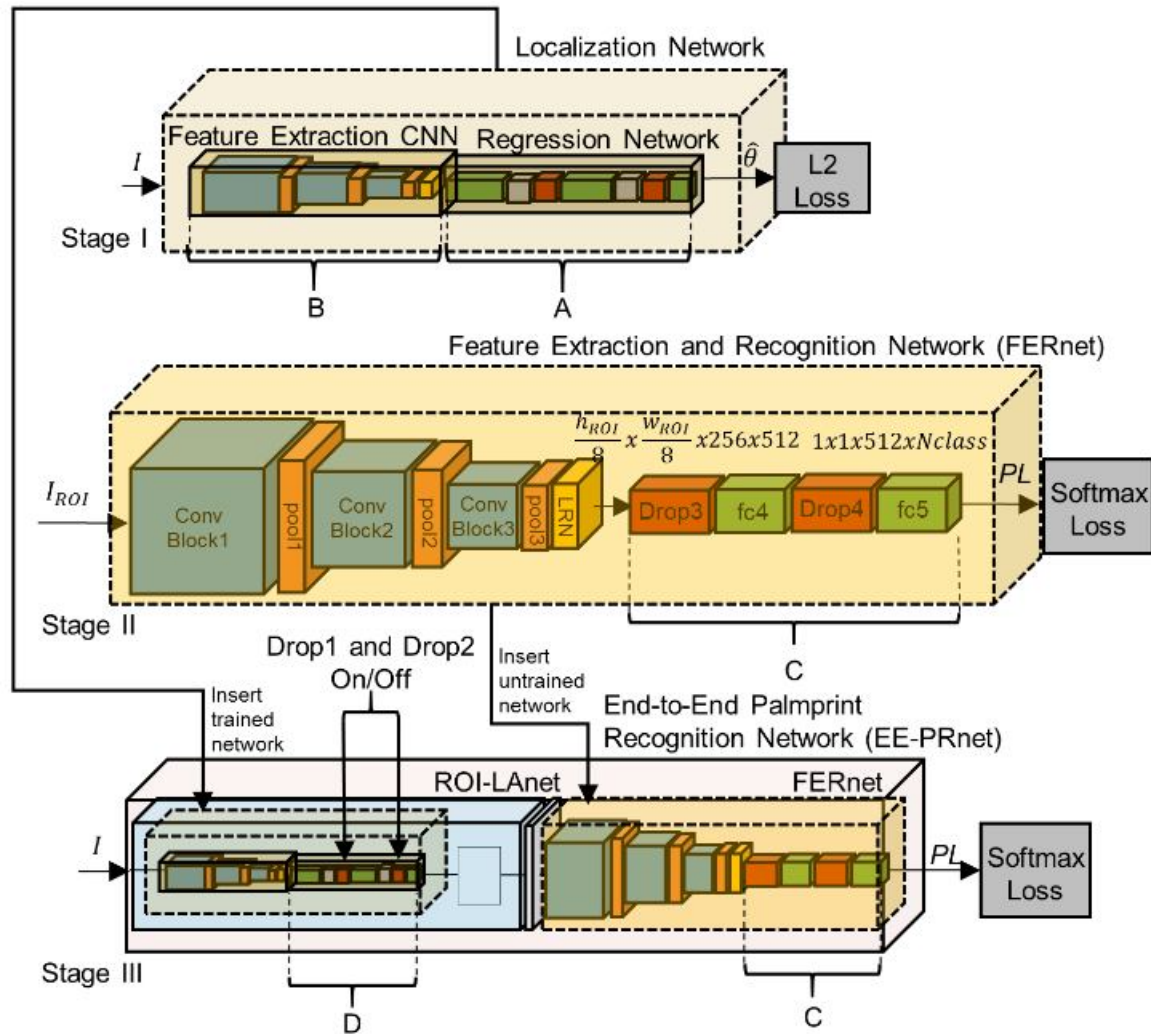


Fig. 8. The ROI-LANet architecture. The input is the hand image I resized to $h \times w$ pixels and the output is palmprint ROI image I_{ROI} .

The proposed network architectures and training schemes.



- 1) **CNN Creation:** CNN - convolutional neural network which is a class of deep neural network. Most commonly applied to analyse visual imagery and also known as shift invariant or space invariant artificial neural networks (SIANN). Convolutional layers are new images are produced by the convolution layer called feature maps. The feature map demonstrates the original image's unique features. The convolution layer works in a distinct way. Convolution layer does not use connection weights and a weighted sum. Rather, it includes image-converting filters. These filters are called convolution filters. Dense layers are Dense layer is the regular deeply connected neural network layer. It is most common and frequently used layer. Dense layer does the below operation on the input and return the output. Output = activation(dot(input, kernel) + bias) Dropout layers, in which Dropout is a technique used to prevent a model from overfitting. Dropout works by randomly setting the outgoing edges of hidden units to 0 at each update of the training phase. Softmax activation layer in which softmax activation is normally applied to the very last layer in a neural net, instead of using ReLU, sigmoid, tanh, or another activation function. The reason why softmax is useful is because it converts the output of the last layer in your neural network into what is essentially a probability distribution.
- 2) **Training:** The architecture is trained with the features obtained along with the labels or Users. The developed architecture will be trained for the users and its feature & the structure will be familiarized for the users by providing the training. The needed clarifications will be provided during the training. The architecture after the training is saved as model the final architecture or structure will be saved as the desired model and it will be used for the further usage and the images which needs to be processed/identified will be pass through this model for the identification.

- 3) *Prediction*: Load image – The image will be loaded that we needed to identified / recognized Palm extraction – The loaded image will be extracted /pruned for clarity and for the accuracy of further procedure The extracted palm will be go through the next steps ROI extraction(region of interest) - Identify the 2 key points which are aligned between the middle finger and the index finger .ROI palmprint is the rectangle region which selected using these 2 key points .This will be resized for the further procedures Load model - The architecture / model will be loaded for the identification .Predict user using model the given image will be passed through the model which is constructed and trained. This will able to understand the user/ the owner of the palm.

IV. CONCLUSION

In rhetorical investigation criminal and victim identification supported digital footage is unbelievably troublesome if no obvious characteristics like face, skin marks or tattoos are visible. Even though in terrorist, riot or child sex offense footage, criminals hide their faces, skin marks or tattoos are visible. Even thought, in terrorist, riot or child sex offence footage, criminals hide their face, palms could also be still visible particularly once the themes raise their hands to salute, wave, cowl the camera or bit the victim or bad person. The prevailing palmprint recognition strategies and data base were designed for on-line palmprint recognition for business applications which require a controlled setting and user cooperation or the latent palmprint for rhetorical applications that need high resolution latent prints collected from a criminal offence scene. Contrary to the pictures at intervals the present palmprint studies, some proof footage square measure taken in uncontrolled and uncooperative environment and do not have any high resolution options like item or ridges.

The advantages of uncontrolled and uncooperative palmprint recognition for rhetorical investigation is not entirely exposed but throughout this. In rhetorical the data size is not constantly really large as a result of the list of suspects could also be narrowed down victimisation hints and clues like gender, age, ethnicity, location, date etc. Most of the previous works use the feature engineering approach and exclusively several use deep learning. Albeit those use deep learning the total pipeline is not end-to-end trainable as a result of the ROI is extracted using some ancient ways and aligned using linear transformation that are applicable to the uncontrolled and uncooperative setting.

V. ACKNOWLEDGMENT

The authors would really like to impart Chinese Academy of Sciences, Institute of Automation, urban center PolyU, IIT Delhi, Tongji University and University of urban center, for sharing the palmprint databases.

REFERENCES

- [1] K. Jain, K. Nandakumar, and A. Ross, "50 years of biometric research: Accomplishments, challenges, and opportunities," PRL, vol. 79, pp. 80–105, 2016.
- [2] Y. Taigman, M. Yang, M. Ranzato, and L. Wolf, "DeepFace: Closing the Gap to Human-Level Performance in Face Verification," in CVPR, 2014, pp. 1701–1708.
- [3] F. Schroff, D. Kalenichenko, and J. Philbin, "FaceNet: A Unified Embedding for Face Recognition and Clustering," in CVPR, 2015, pp. 815–823.
- [4] A. A. Paulino, J. Feng, and A. K. Jain, "Latent fingerprint matching using descriptor-based hough transform," TIFS, vol. 8, no. 1, pp. 31–45, 2013.
- [5] H. Zhang, C. Tang, A. W. K. Kong, and N. Craft, "Matching vein patterns from color images for forensic investigation," in BTAS, 2012, pp. 77–84.
- [6] A. Nurhudatiana and A. W. K. Kong, "On Criminal Identification in Color Skin Images Using Skin Marks (RPPVSM) and Fusion With Inferred Vein Patterns," TIFS, vol. 10, no. 5, pp. 916–931, 2015.
- [7] H. Su and A. W. K. Kong, "A Study on Low Resolution Androgenic Hair Patterns for Criminal and Victim Identification," TIFS, vol. 9, no. 4, pp. 666–680, 2014.
- [8] F. K. S. Chan, X. Li, and A. W. K. Kong, "A Study of Distinctiveness of Skin Texture for Forensic Applications Through Comparison With Blood Vessels," TIFS, vol. 12, no. 8, pp. 1900–1915, 2017.
- [9] C. Tang, A. W. K. Kong, and N. Craft, "Uncovering vein patterns from color skin images for forensic analysis," in CVPR, 2011, pp. 665–672.
- [10] N. A. Spaun, "Forensic Biometrics from Images and Video at the Federal Bureau of Investigation," in BTAS, 2007, pp. 1–3.
- [11] C. Champod and M. Tistarelli, "Biometric Technologies for Forensic Science and Policing: State of the Art," in Handbook of Biometrics for Forensic Science, Springer, Cham, 2017, pp. 1–15.
- [12] A. Kong, D. Zhang, and M. Kamel, "A survey of palmprint recognition," PR, vol. 42, no. 7, pp. 1408–1418, 2009.
- [13] L. Fei, G. Lu, W. Jia, S. Teng, and D. Zhang, "Feature Extraction Methods for Palmprint Recognition: A Survey and Evaluation," IEEE Trans. Syst. Man, Cybern. Syst., vol. 49, no. 2, pp. 346–363, 2019.
- [14] A. Krizhevsky, I. Sutskever, and G. E. Hinton, "ImageNet classification with deep convolutional neural networks," in NIPS, 2012, pp. 1097–1105.
- [15] Y. LeCun, Y. Bengio, and G. Hinton, "Deep learning," Nature, vol. 521, no. 7553, pp. 436–444, 2015.
- [16] O. M. Parkhi, A. Vedaldi, and A. Zisserman, "Deep Face Recognition", in BMVC, 2015, pp. 41.1–41.12.
- [17] G. Hu et al., "When Face Recognition Meets with Deep Learning: an Evaluation of Convolutional Neural Networks for Face Recognition," in ICCV, 2015.
- [18] K. Cao and A. K. Jain, "Latent orientation field estimation via convolutional neural network," in ICB, 2015, pp. 349–356.
- [19] Z. Zhao and A. Kumar, "Towards More Accurate Iris Recognition Using Deeply Learned Spatially Corresponding Features," in ICCV, 2017, pp. 3829–3838.

- [20] J. Svoboda, J. Masci, and M. M. Bronstein, "Fingerprint recognition via discriminative index learning," in ICPR, 2016, pp. 4232–4237.
- [21] R. Ramachandra, K. B. Raja, S. Venkatesh, S. Hegde, S. D. Dandappanavar, and C. Busch, "Verifying the Newborns without Infection Risks Using Contactless Palmprints," in ICB, 2018, pp. 209–216.
- [22] A. Genovese, V. Piuri, K. N. Plataniotis, and F. Scotti, "PalmNet: GaborPCA Convolutional Networks for Touchless Palmprint Recognition," TIFS, vol. 14, no. 12, pp. 3160–3174, 2019.
- [23] S. Zhao, B. Zhang, and C. L. Chen Philip, "Joint deep convolutional feature representation for hyperspectral palmprint recognition," Inf. Sci. (Ny), vol. 489, pp. 167–181, Jul. 2019.
- [24] A. K. Jain and Jianjiang Feng, "Latent Palmprint Matching," TPAMI, vol. 31, no. 6, pp. 1032–1047, Jun. 2009.
- [25] X. Wu, Q. Zhao, and W. Bu, "A SIFT-based contactless palmprint verification approach using iterative RANSAC and local palmprint descriptors," PR, vol. 47, no. 10, pp. 3314–3326, 2014.
- [26] W. Kang and Q. Wu, "Contactless Palm Vein Recognition Using a Mutual Foreground-Based Local Binary Pattern," TIFS, vol. 9, no. 11, pp. 1974–1985, 2014.
- [27] V. Kanhangad, A. Kumar, and D. Zhang, "Contactless and Pose Invariant Biometric Identification Using Hand Surface," TIP, vol. 20, no. 5, pp. 1415–1424, 2011.
- [28] D. Zhang, W. K. Kong, J. You, and M. Wong, "Online palmprint identification," TPAMI, vol. 25, no. 9, pp. 1041–1050, Sep. 2003.
- [29] A. W. K. Kong and D. Zhang, "Competitive coding scheme for palmprint verification," in ICPR, 2004, pp. 520–523.
- [30] Z. Sun, T. Tan, Y. Wang, and S. Z. Li, "Ordinal Palmprint Representation for Personal Identification," in CVPR, 2005, pp. 279–284.
- [31] L. Fei, Y. Xu, S. Teng, W. Zhang, W. Tang, and X. Fang, "Local Orientation Binary Pattern with Use for Palmprint Recognition," in Chinese Conference on Biometric Recognition, 2017, pp. 213–220.
- [32] G. Li and J. Kim, "Palmprint recognition with Local Micro-structure Tetra Pattern," Pattern Recognit., vol. 61, pp. 29–46, Jan. 2017.
- [33] Y.-T. Luo et al., "Local line directional pattern for palmprint recognition," PR, vol. 50, pp. 26–44, 2016.
- [34] W. Jia, R.-X. Hu, Y.-K. Lei, Y. Zhao, and J. Gui, "Histogram of Oriented Lines for Palmprint Recognition," IEEE Trans. Syst. Man, Cybern. Syst., vol. 44, no. 3, pp. 385–395, Mar. 2014.
- [35] L. Fei, Y. Xu, W. Tang, and D. Zhang, "Double-orientation code and nonlinear matching scheme for palmprint recognition," PR, vol. 49, pp. 89–101, 2016.
- [36] Q. Zheng, A. Kumar, and G. Pan, "A 3D Feature Descriptor Recovered from a Single 2D Palmprint Image," TPAMI, vol. 38, no. 6, pp. 1272–1279, 2016.
- [37] L. Zhang, L. Li, A. Yang, Y. Shen, and M. Yang, "Towards contactless palmprint recognition: A novel device, a new benchmark, and a collaborative representation based identification approach," PR, vol. 69, pp. 199–212, 2017.
- [38] L. Fei, B. Zhang, Y. Xu, Z. Guo, J. Wen, and W. Jia, "Learning Discriminant Direction Binary Palmprint Descriptor," TIP, vol. 28, no. 8, pp. 3808–3820, Aug. 2019.
- [39] S. Minaee and Y. Wang, "Palmprint Recognition Using Deep Scattering Convolutional Network," in International Symposium on Circuits and Systems, IEEE, 2017.
- [40] J. Bruna and S. Mallat, "Invariant Scattering Convolution Networks," IEEE TPAMI, vol. 35, no. 8, pp. 1872–1886, Aug. 2013.
- [41] A. Meraoumia, F. Kadri, H. Bendjenna, S. Chitroub, and A. Bouridane, "Improving Biometric Identification Performance Using PCANet Deep Learning and Multispectral Palmprint," in Signal Processing for Security Technologies, Springer International Publishing, 2017, pp. 51–69.
- [42] T.-H. Chan, K. Jia, S. Gao, J. Lu, Z. Zeng, and Y. Ma, "PCANet: A Simple Deep Learning Baseline for Image Classification?," TIP, vol. 24, no. 12, pp. 5017–5032, Dec. 2015.
- [43] L. Dian and S. Dongmei, "Contactless palmprint recognition based on convolutional neural network," in 2016 IEEE 13th International Conference on Signal Processing (ICSP), 2016, pp. 1363–1367.
- [44] A. Jalali, R. Mallipeddi, and M. Lee, "Deformation Invariant and Contactless Palmprint Recognition Using Convolutional Neural Network," Proc. 3rd Int. Conf. Human-Agent Interact., pp. 209–212, 2015.
- [45] X. Bao and Z. Guo, "Extracting region of interest for palmprint by convolutional neural networks," in 2016 Sixth International Conference on Image Processing Theory, Tools and Applications (IPTA), 2016, pp. 1–6.
- [46] M. Izadpanahkakhk, S. Razavi, M. Taghipour-Gorjokolaie, S. Zahiri, and A. Uncini, "Deep Region of Interest and Feature Extraction Models for Palmprint Verification Using Convolutional Neural Networks Transfer Learning," Appl. Sci., vol. 8, no. 7, p. 1210, Jul. 2018.
- [47] "CASIA Palmprint Database." [Online]. Available: <http://biometrics.idealtest.org/dbDetailForUser.do?id=5>. [Accessed: 06-Aug-2018].
- [48] "IIT Delhi Touchless Palmprint Database version 1.0." [Online]. Available: http://www4.comp.polyu.edu.hk/~csajaykr/IITD/Database_Palm.htm. [Accessed: 06-Aug-2018].
- [49] "The Hong Kong Polytechnic University Contactless 3D Palmprint Images Database." [Online]. Available: http://www4.comp.polyu.edu.hk/~csajaykr/myhome/database_request/3_dhand/Hand3D.htm. [Accessed: 06-Aug-2018].
- [50] B. F. Klare et al., "Pushing the frontiers of unconstrained face detection and recognition: IARPA Janus Benchmark A," in CVPR, 2015, pp. 1931–1939.
- [51] "NTU Forensic Image Databases," 2019. [Online]. Available: https://github.com/BFLTeam/NTU_Dataset.
- [52] M. Jaderberg, K. Simonyan, A. Zisserman, and K. Kavukcuoglu, "Spatial Transformer Networks," in NIPS, 2015.
- [53] F. L. Bookstein, "Principal warps: thin-plate splines and the decomposition of deformations," TPAMI, vol. 11, no. 6, pp. 567–585, 1989.
- [54] I. Rocco, R. Arandjelovic, and J. Sivic, "End-to-end weakly-supervised semantic alignment," in CVPR, 2018.
- [55] A. Kanazawa, D. W. Jacobs, and M. Chandraker, "WarpNet: Weakly Supervised Matching for Single-view Reconstruction," in CVPR, 2016.
- [56] N. Ufer and B. Ommer, "Deep Semantic Feature Matching," in CVPR, 2017.
- [57] K. Simonyan and A. Zisserman, "Very Deep Convolutional Networks for Large-Scale Image Recognition," in ICLR, 2015.
- [58] N. Srivastava, G. Hinton, A. Krizhevsky, I. Sutskever, and R. Salakhutdinov, "Dropout: A Simple Way to Prevent Neural Networks from Overfitting," JMLR, vol. 15, pp. 1929–1958, 2014.
- [59] "MatConvNet." [Online]. Available: <http://www.vlfeat.org/matconvnet/>.
- [60] D. P. Kingma and J. Ba, "Adam: A Method for Stochastic Optimization," in ICLR, 2014.
- [61] P. Geladi and B. R. Kowalski, "Partial least-squares regression: a tutorial," Anal. Chim. Acta, vol. 185, no. C, pp. 1–17, 1986.



- [62] D. Cai, X. He, and J. Han, "SRDA: An Efficient Algorithm for LargeScale Discriminant Analysis," IEEE Trans. Knowl. Data Eng., vol. 20, no. 1, pp. 1–12, Jan. 2008.
- [63] ScatNet, "ScatNet." [Online]. Available: <https://www.di.ens.fr/data/software/scatnet/download/>.
- [64] T. Ojala, M. Pietikainen, and T. Maenpaa, "Multiresolution gray-scale and rotation invariant texture classification with local binary patterns," TPAMI, vol. 24, no. 7, pp. 971–987, Jul. 2002.
- [65] VLFeat, "VLFeat - Tutorials: SIFT detector and descriptor." [Online]. Available: <http://www.vlfeat.org/overview/sift.html>.
- [66] K. He, X. Zhang, S. Ren, and J. Sun, "Deep Residual Learning for Image Recognition," in CVPR, 2016, pp. 770–778.
- [67] C. Szegedy et al., "Going Deeper with Convolutions," in CVPR, 2015, pp. 1–9.
- [68] A. Jourabloo and X. Liu, "Pose-Invariant 3D Face Alignment," in ICCV, 2015, pp. 3694–3702.
- [69] N. Charfi, H. Trichili, A. M. Alimi, and B. Solaiman, "Local invariant representation for multi-instance toucheless palmprint identification," in 2016 IEEE International Conference on Systems, Man, and Cybernetics (SMC), 2016,



10.22214/IJRASET



45.98



IMPACT FACTOR:
7.129



IMPACT FACTOR:
7.429



INTERNATIONAL JOURNAL FOR RESEARCH

IN APPLIED SCIENCE & ENGINEERING TECHNOLOGY

Call : 08813907089  (24*7 Support on Whatsapp)