



# **iJRASET**

International Journal For Research in  
Applied Science and Engineering Technology



---

# **INTERNATIONAL JOURNAL FOR RESEARCH**

IN APPLIED SCIENCE & ENGINEERING TECHNOLOGY

---

**Volume: 9      Issue: VIII      Month of publication: August 2021**

**DOI: <https://doi.org/10.22214/ijraset.2021.37728>**

**[www.ijraset.com](http://www.ijraset.com)**

**Call:  08813907089**

**E-mail ID: [ijraset@gmail.com](mailto:ijraset@gmail.com)**

# Robot-Assisted Surgery Adopting Artificial Intelligence Procedures

Abhay Patil<sup>1</sup>, Pallavi Thorat<sup>2</sup>, Shreyash Agrawal<sup>3</sup>

<sup>1</sup>Student, Department of Computer Engg., Zeal College of Engineering and Research, Pune, India

<sup>2</sup>Student, Department of Computer Engg., NBN Sinhgad College of Engineering, Pune, India

<sup>3</sup>Student, Department of Electronics and Telecommunication Engg., Shrimati Kashibai Navale College of Engineering, Pune, India

**Abstract:** Surgery is a methodology done in current medication to distinguish, keep away from and fix any approaching affliction which could genuinely influence the presence of any living being. Henceforth medical procedures structure a basic piece of people/creatures in guaranteeing life or improvement in the current condition to lead a cheerful and sound life. The utilization of Artificial Intelligence as a piece of choice decision supportive networks (AI) to work on the exhibition of explicit undertakings (by clinical robots) is standing out enough to be noticed as a piece of mechanical mediation in medical services. This paper endeavours to feature the advancement, restriction, openings and difficulties in utilizing AI-based innovations in robot-assisted medical procedures. We additionally propose an AI-based system for abnormality discovery and situating of the careful apparatus dependent on the information got from the processed pictures.

**Keywords:** Artificial Intelligence, Medical Robot, Medical Image Processing, Surgery

## I. INTRODUCTION

According to the measurements overall near 230 million significant medical procedures are played out each year. This prompts incredible weight on the current medical care framework. In this specific situation, Robotic medical procedure, or robot-helped medical procedure, is as a rule generally used to work careful instruments particularly in situations where surgeries are done in constrained space. With the progressions in innovation, development and the Information innovation insurgency, broad utilization of robots in medical procedure will be a reality in the years to come. Artificial intelligence (AI) based advancements are associated with building brilliant machines equipped for performing undertakings that normally require human intelligence. Advances in computational force paired with gigantic measures of information created in medical services frameworks make numerous clinical issues ready for Artificial Intelligence-based applications.

## II. ARTIFICIAL INTELLIGENCE IN MEDICINE

### A. Medical Research

AI can be utilized to dissect and distinguish designs in enormous and complex datasets quicker and more accurately than has recently been possible[1]. It can likewise be utilized to scan the logical writing for important investigations, and to consolidate various types of information; for instance, to aid drug invention/discovery.

### B. Clinical Care

- 1) *Medical Imaging:* Clinical sweeps have been deliberately gathered and put away for quite a while and are promptly available to train AI frameworks. AI could lessen the expense and time associated with investigating examines, possibly permitting more sweeps to be taken to more readily target treatment. AI has shown promising outcomes in recognizing conditions like pneumonia, bosom and skin tumors, and eye infections.
- 2) *Echocardiography:* AI is by and large presently used to dissect echocardiography examines that identify examples of pulses and analyze coronary illness.
- 3) *Screening for Neurological Conditions:* AI devices are being fostered that break down discourse examples and screen indications of neurological conditions like Parkinson's infection.
- 4) *Patient and Consumer-Facing Applications:* A few applications that utilization AI to offer customized wellbeing appraisals and home consideration counsel are right now available. Data instruments or visit bots is driven by AI are being utilized to assist with the administration of persistent ailments. AI applications that screen and backing patient adherence to recommended drugs and treatments have been tested with promising outcomes.
- 5) *Public Health:* AI can possibly be utilized to aid the early recognition of irresistible infection episodes and wellsprings of pestilences, for example, water defilement. AI has additionally been utilized to foresee an antagonistic medication response which is a critical measurement to quantify drug adequacy and furthermore a significant justification for admissions to clinics.

### III. EVOLUTION OF ROBOT BASED SURGERY

Albeit utilizing Robots was mooted in the mid-1980s, its broad utilization in what is classified as "Least Invasive Robotic Surgery" was found in the last part of the '90s. This change can be ascribed to the new advances in innovation that need to prompt greater unwavering quality and hence more extensive acknowledgement by the overall people and the clinical local area [2]. The movement has been from the conventional strategies to the insignificantly obtrusive medical procedure to the negligibly intrusive automated medical procedure. There were many advantages of insignificantly intrusive methods over customary procedures, which was promptly evident to the two specialists and patients. The little entry points lead to a lower hazard of contamination and less recuperation time after a medical procedure. Specialists particularly loved the accuracy and upgraded vision that this gave [3]. . Insignificant obtrusive medical procedure likewise has its limits. A portion of the more conspicuous impediments include the specialized idea of the device utilized in medical procedures.

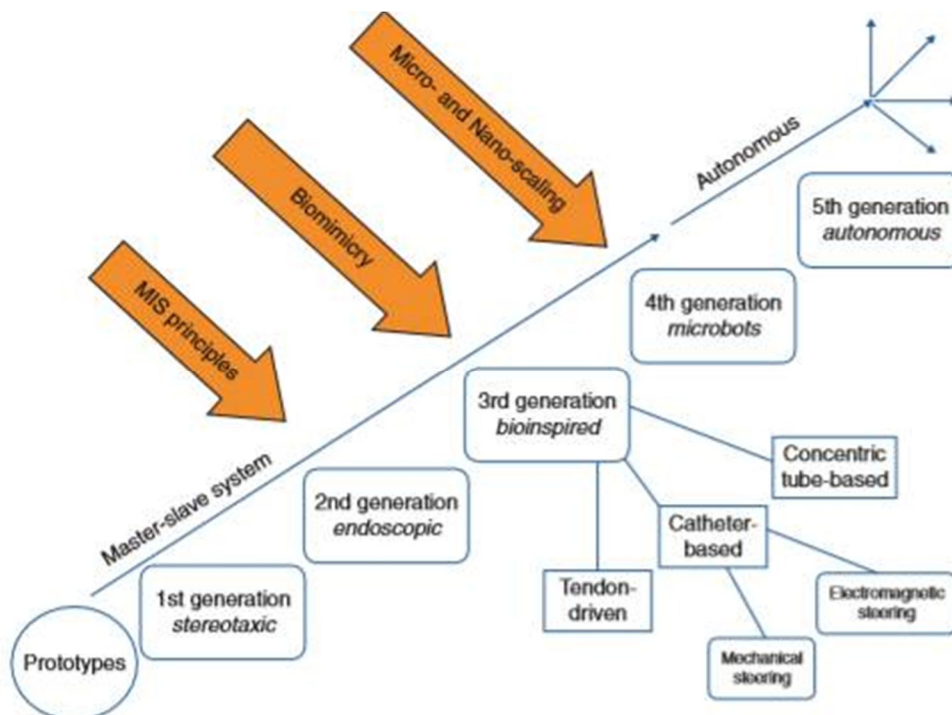


Fig 1: Evolution of Robot Dependent Surgery Timeline

### IV. ROLE OF AI IN ROBOT ASSISTED SURGERY

To distinguish the mark of a medical procedure, it is basic to examine the place of abnormality. This data, on a check by the specialist, would then be able to be utilized to play out the essential therapeutic technique. Utilizing PC vision and image processing techniques combined with wise calculations the whole course of inconsistency recognition to the development of the careful apparatus to the focal point should be possible quickly and precisely. Notwithstanding, these tasks are completed within the sight of a clinical master or a specialist.

### V. TECHNOLOGIES USED

#### A. Computer Vision

Computer vision undertakings incorporate techniques for gaining, handling, investigating and understanding computerized pictures, and extraction of high-dimensional information from this present reality to deliver mathematical or representative data. The image/graphic information can take many structures, for example, video successions, sees from various cameras, multi-dimensional information from a 3D scanner, or a clinical checking gadget.

#### B. Interest Point Detection

Interest point identification is a new phrasing in computer vision that alludes to the location of interest points for ensuing handling. Interest point identification is a course of identifying the expressive surface which caused us to recognize the possible aspects.

### VI. ROLE OF AI IN ROBOT ASSISTED SURGERY

- 1) *Automation in Suturing:* AI-based advancements can resource in Automation lessening the length of surgeries and specialist exhaustion.
- 2) *AI-based Evaluation of Surgical Skills:* Based on the information gathered on information gathered from stitching execution and ordered specialists AI can be utilized to assess and give experiences on the careful abilities. A portion of the boundaries for such assessment incorporate Completion time, Path length, Depth discernment, Speed, Smoothness and Curvature.
- 3) AI innovations can be utilized in the determination and properties upgrade based examination of Surgical Robotic Materials.
- 4) *AI for Surgical Flow Modeling:* AI-based innovations can help with working on the proficiency of medical procedures by supporting the specialist in the pre-and post-employable techniques.

### VII. RESEARCH METHODOLOGY

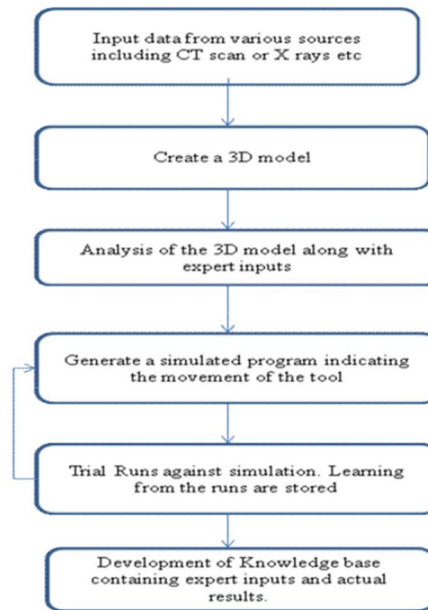


Fig 2: Research Methodology

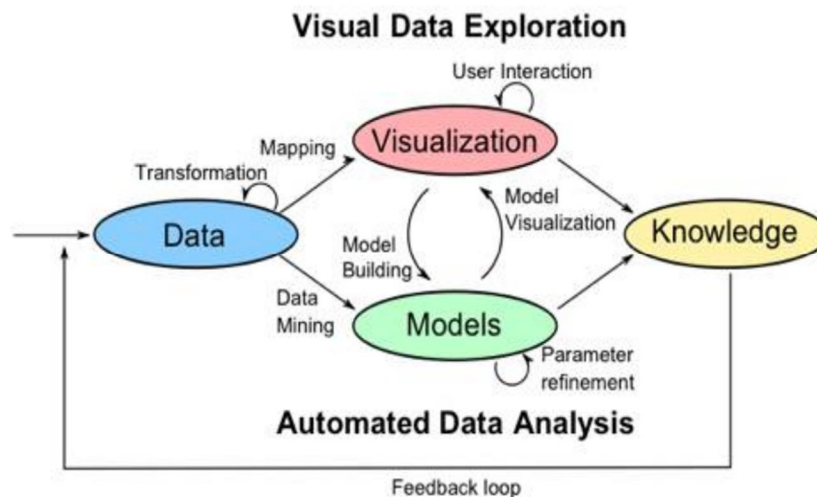


Fig 3: Visual Data Exploration



The system unmistakably demonstrates the method of reenacting a careful interaction and the coordination between the bits of knowledge and the moving of the careful device/s under the management of an accomplished specialist. The learning dependent on the choice taken by the specialist is put away and this, thus, fills in as an information base for the robot for resulting medical procedures.

### VIII. CONCLUSION

In conclusion, the usage of AI in the surgical fields is broad and it addresses many potential points along the surgical spectrum which specifically including training the activities, operations and clinical data management. Inventions that can prove their worth by continuously saving surgeon's time period. The proposed model is being built on the basics of this proposed framework and is tested for validation and efficiency calibration purposes.

### REFERENCES

- [1] GuptaA,Hotze T, "Cost comparison of robotic, laparoscopic, and open radical prostatectomy for prostate cancer",2010
- [2] Pickard R, Ramsay C , Robertson C, "ystematic review and economic modelling of the relative clinical benefit and cost-effectiveness of laparoscopic surgery and robotic surgery for removal of the prostate in men with localised prostatecancer laparoscopic surgery and robotic surgery for removal of the prostate in men with localised prostatecancer", 2012
- [3] Costedio M , Gorgun E, Stocchi L ,Ozben V, "Robotic versus conventional laparoscopic rectal cancer surgery in obese patients, 2016
- [4] E I Nagggar AC, Farrell MR, Backes FJ, "Preoperative outcomes for laparotomy compared to robotic surgical staging of endometrial cancer in the elderly people", 2016



10.22214/IJRASET



45.98



IMPACT FACTOR:  
7.129



IMPACT FACTOR:  
7.429



# INTERNATIONAL JOURNAL FOR RESEARCH

IN APPLIED SCIENCE & ENGINEERING TECHNOLOGY

Call : 08813907089  (24\*7 Support on Whatsapp)