



# IJRASET

International Journal For Research in  
Applied Science and Engineering Technology



---

# INTERNATIONAL JOURNAL FOR RESEARCH

IN APPLIED SCIENCE & ENGINEERING TECHNOLOGY

---

**Volume: 9      Issue: VIII      Month of publication: August 2021**

**DOI: <https://doi.org/10.22214/ijraset.2021.37802>**

**[www.ijraset.com](http://www.ijraset.com)**

**Call:  08813907089**

**E-mail ID: [ijraset@gmail.com](mailto:ijraset@gmail.com)**

# Studies on Tribological and Statistical Modeling for Al/ZrO<sub>2</sub> MMC's

Dhuroj Kumar Pradham<sup>1</sup>, Jayasheel I Harti<sup>2</sup>, Dr. Harishanand K S<sup>3</sup>

<sup>1</sup>Research Scholar, Department of Mechanical Engineering, East Point college of Engineering and Technology, Bengaluru, India

<sup>2</sup> Assistant Professor, Department of Mechanical Engineering, East Point college of Engineering and Technology, Bengaluru, India

<sup>3</sup> Professor, Department of Mechanical Engineering, East Point college of Engineering and Technology, Bengaluru, India

**Abstract:** In recent era early growth and remarkable development with regards of composite materials has become a need of designing area on account of consideration to the drawbacks over conventional materials in improving material properties which includes viz, stiffness, density, toughness, and strength. This research focuses on utilizing the stir casting method of forming better metal matrix composite by using ZrO<sub>2</sub> as reinforcing material thereby developing a composite material. Current study investigates Al357 alloy is fortified with different percentage of ZrO<sub>2</sub> (3%, 5% and 7%) is concocted by the stir casting and studied for a microstructure, mechanical and the statistical modelling of wear analysis. Wear tracks of the as-cast alloy and its composites were examined using SEM. From the results it was concluded that compared to as-cast alloy A357/ 7 % ZrO<sub>2</sub> displayed better properties compared followed by 5% and 3% composites.

**Keywords:** MMC'S; ZrO<sub>2</sub>; Aluminium 357 alloy; Hardness test; Statistical Analysis.

## I. INTRODUCTION

In recent era early growth and remarkable development with regards of composite materials has become a need of designing area on account of consideration to the drawbacks over conventional materials in improving material properties which includes viz, stiffness, density, toughness, and strength, damping properties etc.[1-3]. Likewise, some of the material portions which are commonly used have less measures of reinforcing materials, thus in any case they are not being considered as part of composite series since they attain the similar properties as that of initial base material matrix. Composites are known for their low density with high strength, stiffness, thermal stability, and improved fatigue properties and wear resistance. Many researchers have fortified SiC, Al<sub>2</sub>O<sub>3</sub>, Flyash, CNTs, to develop composites [4-7]. Kumar et al.[8] studied hardness and density variation of Al-MMC's bolstered with SiC and B<sub>4</sub>C fabricated by PM route. Results reveals hardness value 32.27 VHN at 90%Al 3%Si 7% B<sub>4</sub>C is greater than pure Al and also the tap density of B<sub>4</sub>C is more than SiC and Al. Purhoit et al.[9] worked on Fabrication of Al-MMC's bolstered with SiC fabricated by PM route and tested its mechanical assets like hardness, porosity, stretchy and compressive potency, resurface roughness as well as micro structural analysis. Compared to Al alloy, Al MMC,s showed improved properties. In the current examination Al357 compound was picked as grid material as a result of its more extensive aviation and automotive applications in ventures, similarly as the recreational things. At present little details is obtainable in the ZrO<sub>2</sub>strengthened Al357 amalgam composites. As such, the current assessment attempts to incorporate the ZrO<sub>2</sub> reinforced Al357 combination composites by blend tossing methodology. Later these composites will be depicted similar to their Optical Microscope, SEM considers, hardness and statistical analysis of wear.

## II. EXPERIMENTAL TECHNIQUE

In the current study, the Al357-ZrO<sub>2</sub> reinforced Al-MMC's is produced in the stirring mold method. While the fabrication of the Al357/ZrO<sub>2</sub> composite. ZrO<sub>2</sub> of particle size of 25 to 50 μm was selected after conducting sieve analysis for the present investigation. Three different composites of different reinforcement percentage (3%, 5% and 7%) weight percent were fabricated by the stirring process. The study's goal is to investigate the impact of varying the percentage composition of A357/Zirconium Oxide (ZrO<sub>2</sub>) composite on the mechanical attributes of MMCs and correlate the outcomes with As-cast and ZrO<sub>2</sub> composites.

S/No	Alloy/Composite	Designation
1	As-Cast (Al357 alloy)	A357
2	Al357 alloy + 3% Zirconium Oxide	A357-3ZO
3	Al357 alloy + 5% Zirconium Oxide	A357-5ZO
4	Al357 alloy + 7% Zirconium Oxide	A357-7ZO

Table 1.1: Designation of ZrO<sub>2</sub> Reinforced Alloy

### III. TESTING DETAILS

#### A. Microstructure Study

The microstructure of composites is taken from the OM. We have used sandpapers of grid size 220µm, 400µm, 600µm, 800µm and 1000µm and grade 1.0, 2.0, 3.0, 4.0 & 5.0 are respectively used to polish to get mirror surface for microstructure analysis.

#### B. Wear Test

The Dry sliding wear tests were coordinated by ASTM-G99 norms. The wear rate relied upon the typical estimation of 3 tests. Statistical analysis was used to optimize wear results. A schematic flowchart of the tests conducted in the above studies have been represented in Figure 1.

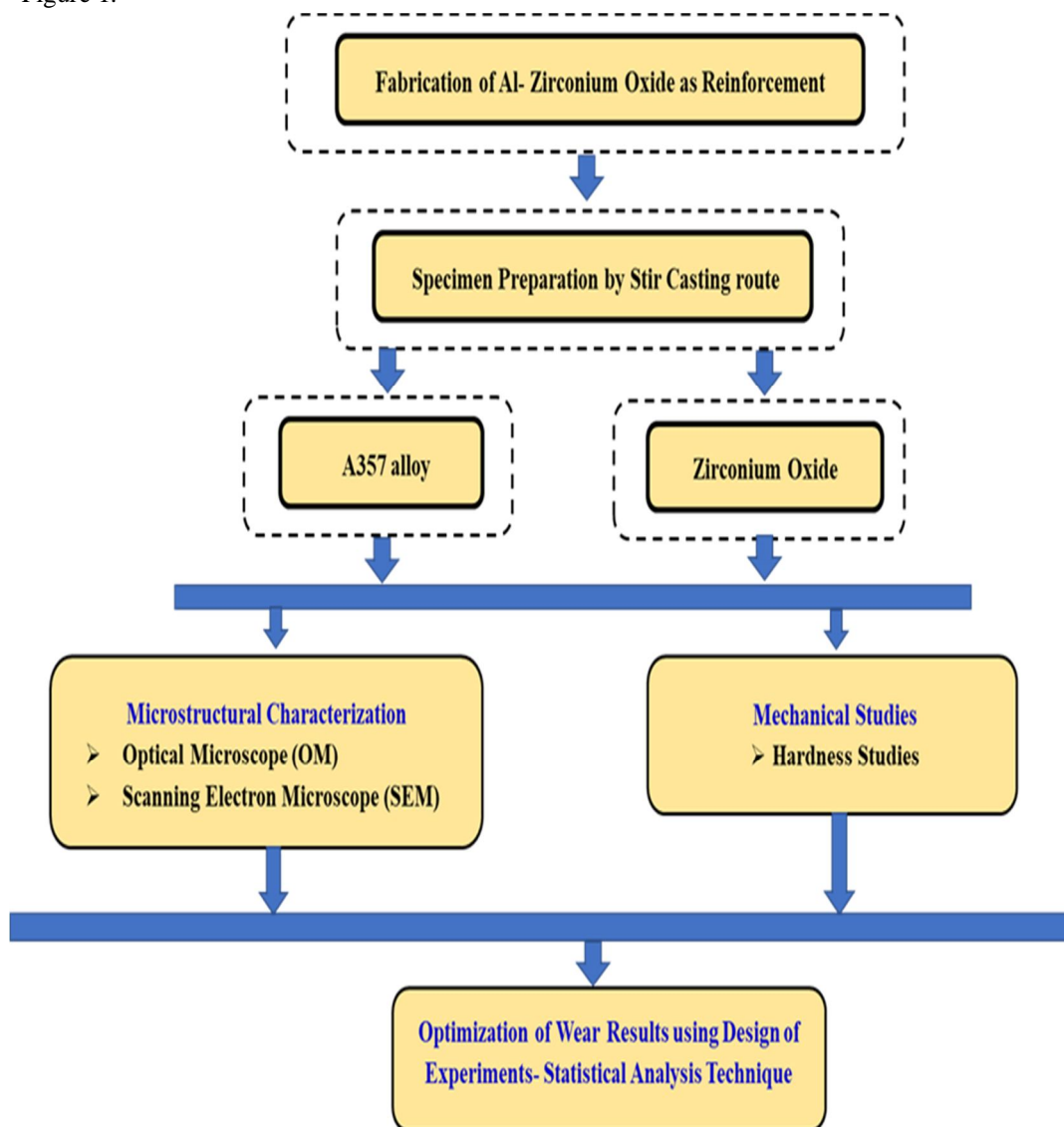


Figure 1 :Flow Chart of Experimental Work

### IV. RESULTS AND DISCUSSIONS

#### A. Microstructural Analysis

The optical micrographs of matrices alloy Al357 before heat treatment are shown in Figure 2 (a). The optical micrographs of the matrix alloy Al7005 and its composites system are shown in Figures 2(b), 2(c), and 2(d). In all of the cast composite systems evaluated the microstructure evidently illustrates a pretty consistent allocation of reaffirmation (Zirconium Oxide (ZrO<sub>2</sub>)) with negligible porosity in the matrix alloy. Fine precipitates in a matrix of dendrimer Aluminium solid solution form the microstructure. There is no stratification or porosity in the section [10-11]. Similar results were observed by Parthasarathy and Sajjan [12-13].




Figure 2: Figure shows optical micrographs of A357 alloy and its composites. Where (a) A357 alloy, (b) A357 alloy + 3 % Zirconium Oxide (3ZO) (c) A357 alloy + 5 % Zirconium Oxide (5ZO) (d) A357 alloy + 7 % Zirconium Oxide (7ZO).

### B. Wear Test results

The goal of the exploratory strategy is to outline the significant aspects and combos of factors affecting the wear processes to achieve the lowest wear rate and COF. The studies were made on the basis of an OA, with the goal of determining the effect of sliding speed applied load and sliding distance. Such design criteria are unique and inherent attributes of the phase that impact and evaluate the composite effectiveness Taguchi implies evaluating the S/N ratio abstractly, which entails graphing the effects and visibly defining the major factors [18]. The outcomes for various parameter pairings were acquired by starting the study according to the OA and are shown in Table 1 and Table 2. The observed data were calculated using the software MINITAB 15, which is created especially for DOE apps.

Level	Load (N)	Sliding Speed (rpm)	Time (min)
1	10	200	5
2	20	300	10
3	30	400	15

Table 1: Method factors and levels of Al357 alloy and its composites.

S/No	Load (N)	Sliding speed (rpm)	Time
1	10	200	5 Min
2	10	300	10 Min
3	10	400	15 Min
4	20	200	5 Min
5	20	300	10 Min
6	20	400	15 Min
7	30	200	5 Min
8	30	300	10 Min
9	30	400	15 Min

Table 2: Method factors and levels of Al357 alloy and it's composites.

C. Case 1: A357 alloy

From the Figure 4 its observed that the value of Load (N) is less than, 0.5 (0.019) as observed which is significant, followed by Sliding Speed (mm/s) (0.559) which is greater than 0.5 which is not significant. From the Figure 5 its observed that Root mean square value is 63.8% which is approximately 58.6 % of the predicted values compared to that of Experimental values and the Predicted values are passing thru 45 degree line.

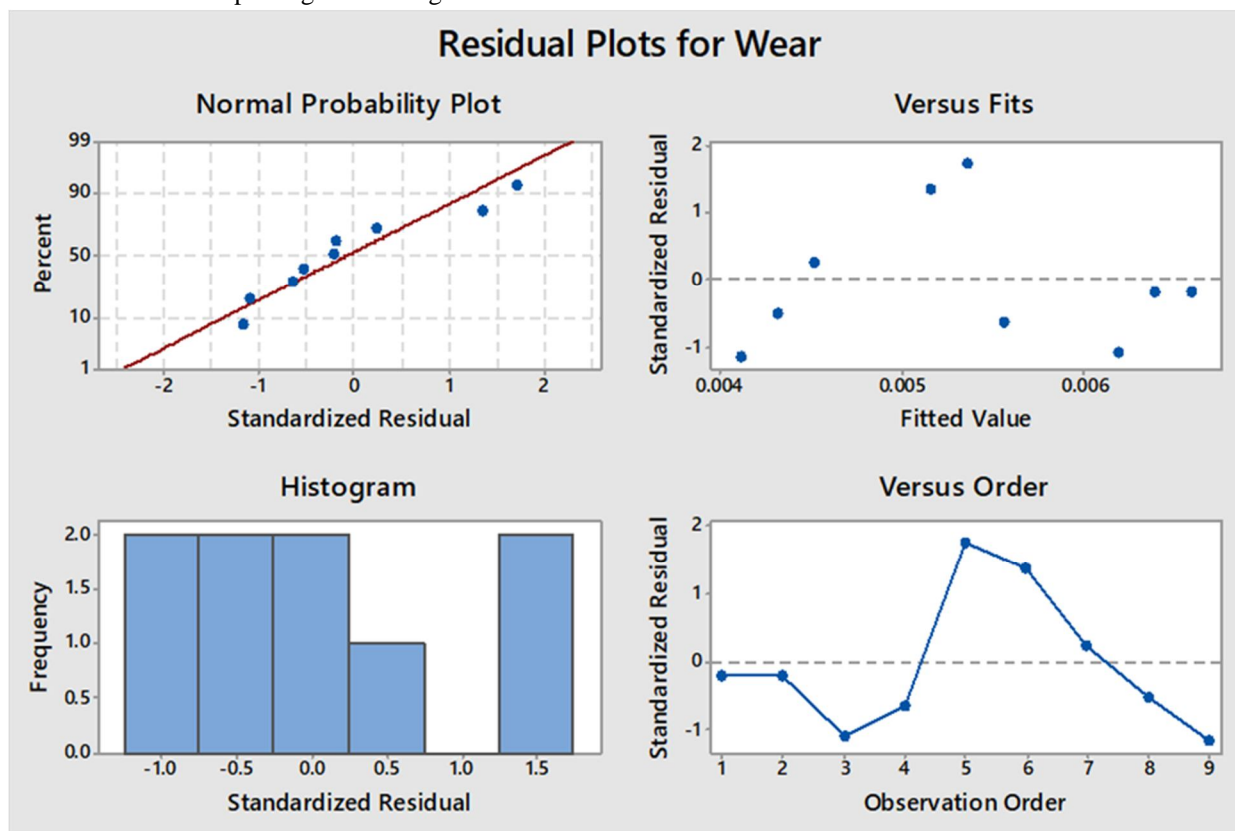


Figure 4: Residual Plots for Wear (mm<sup>3</sup>/min) V/s Load (N), Sliding speed (mm/s) of A357 alloy.

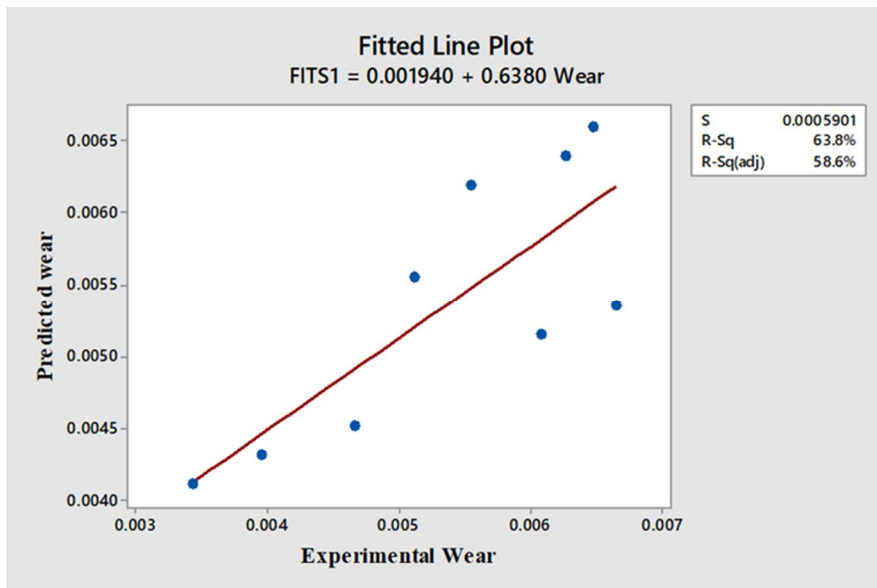


Figure 5: Fitted Line Plot for Wear ( $\text{mm}^3/\text{min}$ ) V/s Load (N), Sliding speed (mm/s) of A357 alloy.

D. Wear surface Morphology results of Wear rate ( $\text{mm}^3/\text{min}$ ) V/s Load (N), Sliding speed (mm/s) for A357 alloy.




Figure 6: Wear surface morphology results of A357 alloy.

From the Figure 6 we can observe the wear surface morphology of A357 alloy at a low and high load of 10N and 30 N. Figure 6(a) depicts the wear surface morphology of A357 alloy at a low load of 10 N, 200 rpm and 5 minutes. Figure 6(b) depicts the wear surface morphology of A357 alloy at a low load of 10 N, 400 rpm and 15 minutes. 6(c) depicts the wear surface morphology of A357 alloy at a low load of 30 N, 200 rpm and 5 minutes. Figure 6(d) depicts the wear surface morphology of A357 alloy at a low load of 30 N, 400 rpm and 15 minutes. Figure 6(a) and (c) reveals the formation of profound permeant ridges and oxide stack fracture, that might have led to the increase in wear loss. The worn surfaces in Figure 6(b) and (d) depict coarser ridges and subtle plastic deformation at the groove edges because of high load. From the Figures 6(a), (b), (c) and (d) numbering 1 represents sliding direction and 1 represents abrasive and coarse ridges. Similar observations were made by several researchers [19-20].

E. 4.3.3 Case 2: A357 alloy + 7% Zirconium Oxide

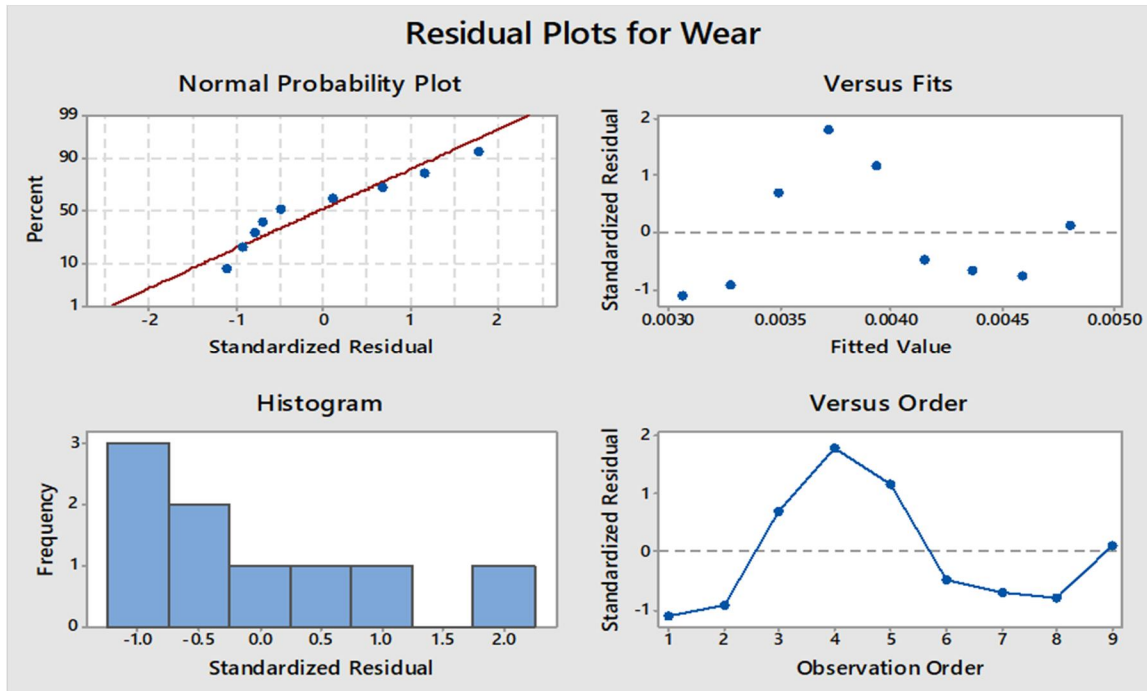


Figure 7: Residual Plots for Wear ( $\text{mm}^3/\text{min}$ ) V/s Load (N), Sliding speed ( $\text{mm/s}$ ) of A357 alloy + 7% Zirconium Oxide.

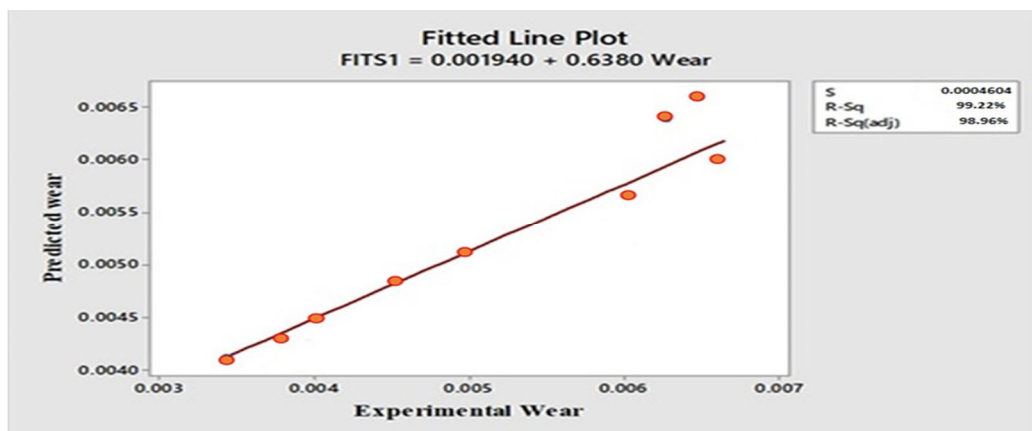


Figure 8: Fitted Line Plot for Wear ( $\text{mm}^3/\text{min}$ ) V/s Load (N), Sliding speed ( $\text{mm/s}$ ) of A357 alloy + 7% Zirconium Oxide.

From the Figure 7 its observed that the value of Load (N) is less than, 0.5 (0.009) which is significant, followed by Sliding Speed ( $\text{mm/s}$ ) (0.421) which is greater than 0.5 which is not significant. From the Figure 8 its observed that Root mean square value is 99.22% which is approximately 98.96% of the predicted values compared to that of Experimental values and the Predicted values are passing thru 45 degree line.

**F. Wear surface morphology results of Wear rate ( $\text{mm}^3/\text{min}$ ) V/s Load (N), Sliding speed (mm/s) for A357 alloy + 7% Zirconium Oxide.**

From the Figure 9 we can observe the wear surface morphology of A357 alloy + 7% Zirconium Oxide at a low and high load of 10N and 30 N. Figure 9(a) depicts the wear surface morphology of A357 alloy + 7% Zirconium Oxide at a low load of 10 N, 200 rpm and 5 minutes. Figure 9(b) depicts the wear surface morphology of A357 alloy + 7% Zirconium Oxide at a low load of 10 N, 400 rpm and 15 minutes. 9(c) depicts the wear surface morphology of A357 alloy + 7% Zirconium Oxide at a low load of 30 N, 200 rpm and 5 minutes. Figure 9(d) depicts the wear surface morphology of A357 alloy+ 7% Zirconium Oxide at a low load of 30 N, 400 rpm and 15 minutes. Figure 9(a) and (c) reveals the formation of profound permeant ridges and oxide stack fracture, that might have led to the increase in wear loss. The worn surfaces in Figure 9 (b) and (d) depict coarser ridges and subtle plastic deformation at the groove edges because of high load. From the Figures 9 (a), (b), (c) and (d) numbering 1 represents sliding direction and 1 represents abrasive and coarse ridges. Similar observations were made by several researchers [21-22].




Figure 9: Wear surface morphology results of A357 alloy + 7% Zirconium Oxide.

**V. CONCLUSION**

The following results were obtained from tests to comprehend the mechanical behaviour of  $\text{ZrO}_2$  reinforced A357 composites with different reinforcement weight fractions:

- 1) The Optical Micrographs of polished specimens, the following was observed:
  - a) The spreading of Zirconium Oxide ( $\text{ZrO}_2$ ) is found to be even in A357 alloy matrix.
  - b) The Zirconium Oxide ( $\text{ZrO}_2$ ) Particles acted as virtuous moistening with the A357matrix which added to the enhancements of the mechanical and wear properties.
- 2) Wear rate of the A357alloy at 10N is less than that of A357alloy at 30N. The worn surfaces is deeper for A357alloy at 30N compared to that of A357alloy at 10N. Coarser ridges and subtle plastic deformation at the groove edges because of high load of 30N.
- 3) Wear rate of the A357alloy + 7% Zirconium Oxideat 10N is less than that of A357alloy + 7% Zirconium Oxideat 30N. The worn surfaces is deeper for A357alloy + 7% Zirconium Oxideat 30N compared to that of A357alloy + 7% Zirconium Oxide at 10N. Coarser ridges and subtle plastic deformation at the groove edges because of high load of 30N.



## REFERENCES

- [1] Manjunath Naik H R, Manjunath L H, Vinayak Malik, Manjunath Patel GC, Kuldeep K Saxena & Avinash Lakshmikanthan(2021) “ Effect of Microstructure, Mechanical and Wear on Al-CNTs/Graphene Hybrid MMCs”. *Advances in Materials and Processing Technologies*, Taylor & Francis.
- [2] Vinayaka N, Avinash Lakshmikanthan, Manjunath Patel GC, Chithirai Pon Selvan, Vikram Kumar S Jain, S. A. Srinivasan & Harsha hm (2021) “ Mechanical, Microstructure and Wear properties of Al 6113 Fly Ash reinforced Composites: Comparision of as-cast and Heat treated Conditions”. *Advances in Materials and Processing Technologies*, Taylor & Francis.
- [3] A. Lakshmikanthan , V. Mahesh , R.T. Prabhu , M.G.C. Patel , S. Bontha (2021) “ Free Vibration Analysis of A357 Alloy Reinforced with Dual Particle Size Silicon Carbide Metal Matrix Composite Plates Using Finite Element Method ” *Archives of Foundry Engineering* , Volume 21, Issue 1/2021, 101 – 112.
- [4] Avinash Lakshmikanthan , T Ramprabhu Sai Babu Udayagiri, Praveennath G Koppad, Manoj Gupta, Krishna Munishamaiah, Srikanth Bontha (2020) “The effect of heat treatment on the mechanical and tribological properties of dual size SiC reinforced A357 matrix composites”. *Journal of Materials Research and Technology-Elsevier*, 9(3), PP 6434-6452.
- [5] Avinash Lakshmikanthan, Srikanth Bontha, M Krishna, Praveennath G Koppad, T Ramprabhu (2019) “Microstructure, mechanical and wear properties of the A357 composites reinforced with dual sized SiC particles” *Journal of Alloys and Compounds-Elsevier*, Volume 786, 25, Pp 570-580.
- [6] Manjunath Naik H R, Manjunath L H, Vishwanath Koti, Avinash Lakshmikanthan, Praveennath G Koppad, Sampath kumaran P.: (2021), Al/Graphene/CNT Hybrid Composites: Hardness and Sliding Wear Studies, *FME Transactions* (2021) 49, 414-421.
- [7] L Avinash, T Ram Prabhu, Adithya Parthasarathy, KN Varun Kumar, Basavaraj Sajjan, (2016) “Wear and mechanical behaviour of Hypo-eutectic Al-7%Si-0.5%Mg alloy(A357) reinforced with Al<sub>2</sub>O<sub>3</sub> particles” *Applied Mechanics and Materials* , Trans Tech Publications, Switzerland, ISSN: 1660-9336, Vol. 829, December 2016,pp 66-72
- [8] Anil Kumar Bodukuri, K. Eswaraiiah, Katla Rajendar, V. Sampatha. (2016) “Fabrication of Al-SiC-B<sub>4</sub>C metal matrix composite by powder metallurgy technique and evaluating mechanical properties. ”, *Perspectives in Science* ,8, PP 428-431.
- [9] Rajesh Purohit, R. S. Rana and C. S. Verma. (2012) “Fabrication of Al-SiCp composites through powder metallurgy Process and Testing of Properties”, *International Journal of Engineering Research and Applications (IJERA)*. Vol. 2, Issue 3, May-Jun 2012, pp. 420-437.
- [10] Abdizadeh H., Ashuri M., Moghadam P. T., Nouribahadory A. and Baharvandi H. R. (2011) “Improvement in Physical and Mechanical Properties of Aluminum/Zircon Composites Fabricated by Powder Metallurgy Method”, *Materials and Design*, 32,Pp-4417–4423.
- [11] Akinci A., Sen S. and Sen U., (2014) “Friction and Wear Behavior of Zirconium Oxide Reinforced PMMA Composites”, *Composites: Part B* 56, 42–47.
- [12] Adithya Parthasarathy, Avinash L, Varun Kumar KN, Basavaraj Sajjan, Varun S (2017) ”Fabrication and Characterization of Al-0.4%Si-0.5%Mg - SiCp using Permanent Mould Casting Technique” *Applied Mechanics and Materials* , Trans Tech Publications, Switzerland, ISSN: 1662-7482, Vol. 867, March 2017,pp 34-40.
- [13] Basavaraj Sajjan, Avinash L, Varun, Varun Kumar KN, Adithya Parthasarathy (2017) ”Investigation of Mechanical Properties and Dry Sliding Wear Behaviour of Graphite reinforced Al7068 alloy “*Applied Mechanics and Materials* , Trans Tech Publications, Switzerland, ISSN: 1662-7482, Vol. 867, March 2017,pp 10-18.
- [14] Akhlaghi F. and Bidaki A Zare, (2009) “Influence of Graphite Content on The Dry Sliding And Oil Impregnated Sliding Wear Behavior of Al 2024–Graphite Composites Produced by In Situ Powder Metallurgy Method”, *Wear*, 266 Pp- 37–45.
- [15] Basavarajappa S., Chandramohan G., Mahadevan Arjun, Thangavelu Mukundan, Subramanian R. and Gopalakrishnan P., (2007) “Influence of Sliding Speed on the Dry Sliding Wear Behaviour and the Subsurface Deformation on Hybrid Metal Matrix Composite”, *Wear*, 262, Pp-1007–1012.
- [16] Avinash L, Hemanth Kumar, Adithya Parthasarathy, Varun Kumar KN, Basavaraj Sajjan (2017)“The Effect of Ceramic Reinforcement on the Microstructure, Mechanical Properties and Tribological Behavior of Al-7.5%Si-0.5%Mg alloy” *Applied Mechanics and Materials* , Trans Tech Publications, Switzerland, ISSN:1662-7482,Vol.867, pp. 3-9.
- [17] L Avinash, T Ram Prabhu, Srikanth Bontha (2016) ”The Effect on the Dry Sliding Wear Behavior of Gravity Cast A357 Reinforced with Dual Size Silicon Carbide Particles” *Applied Mechanics and Materials* , Trans Tech Publications, Switzerland, ISSN: 1660-9336, Vol. 829, December 2016,pp 83-89.
- [18] Shiv Pratap Singh Yadav, S. Ranganath, Salim Sharieff, R. Suresh, L. Avinash” (2020) “Investigations on the change in state of stress with respect to the sliding direction in dry sliding wear of hard elastic material with different geometry and orientation on ductile flat surface” *FME Transactions* , 48, 716-723.
- [19] S.V. Prasad, R. Asthana, (2004) “Aluminum metal-matrix composites for automotive applications: tribological considerations”, *Tribol. Lett*, 17, pp. 445-453.
- [20] V.V. Monikandan, M.A. Joseph, P.K. Rajendrakumar, M. Sreejith., (2015) “Tribological behavior of liquid metallurgy-processed AA 6061-B4C composites”, *Mater. Res. Express*, 2, Pp. 1-11.
- [21] B.R. Singh, M. Shoeb, W. Khan, A.H. Naqvi (2015)“ Synthesis of graphene/zirconium oxide nanocomposite photocatalyst for the removal of rhodamineB dye from aqueous environment ”, *J Alloys Compd*, 651 , Pp. 598-607.
- [22] S.F. Bartolucci, J. Paras, M.A. Rafiee, J. Rafiee, S. Lee, D. Kapoor, et al. (2011)“ Graphene-aluminium nanocomposites *Mater Sci Eng A*, 528, Pp. 7933-7937.



10.22214/IJRASET



45.98



IMPACT FACTOR:  
7.129



IMPACT FACTOR:  
7.429



# INTERNATIONAL JOURNAL FOR RESEARCH

IN APPLIED SCIENCE & ENGINEERING TECHNOLOGY

Call : 08813907089  (24\*7 Support on Whatsapp)