



IJRASET

International Journal For Research in
Applied Science and Engineering Technology



INTERNATIONAL JOURNAL FOR RESEARCH

IN APPLIED SCIENCE & ENGINEERING TECHNOLOGY

Volume: 4 Issue: III Month of publication: March 2016

DOI:

www.ijraset.com

Call:  08813907089

E-mail ID: ijraset@gmail.com

Co-Primary Multi-Operator for Optimal Resources and Spectrum Sharing For Small Cell Networks

D.Punitha, Prof. K.A. Dattathreya M.E(P.hd)

Abstract: To deal with the challenge of providing higher data rates within limited spectral resources, the case of multiple operators sharing a common pool of radio resources is considered. Three algorithms are proposed to address co-primary multi-operator radio resource sharing under heterogeneous traffic in both centralized and distributed scenarios. The performance of these algorithms is assessed through extensive system-level simulations for two indoor small cell layouts. It is assumed that the spectral allocations of the small cells are orthogonal to the macro network layer and thus only the small cell traffic is modeled. The main performance metrics are user throughput and the relative amount of shared spectral resources. The numerical results demonstrate the importance of coordination among co-primary operators for an optimal resource sharing. Also maximizing the spectrum sharing percentage generally improves the achievable throughput gains over non-sharing.

Keywords---PRB-Physical Resource Block CQI-Channel Quality Informative CS-Capacity Source

I. INTRODUCTION

Wireless cellular systems are experiencing a growth data rate demands from users and it is expected that this trend will continue to speed up in the near future. Even though the fourth generation (4G) is still in its infancy, yet growing rapidly, the interest has already moved toward fifth generation (5G) networks. The continuing growth in demand for better coverage and capacity enhancements is pushing the industry to look ahead at how networks can meet future extreme capacity and performance demands.

5G mobile communication systems are expected to revolutionize everything seen so far in wireless systems. The requirements for 5G vary by application but will include data rates ranging from very low sensor data to very high video content delivery, stringent low latency requirements, low energy consumption, and high reliability. All of these technological requirements are expected to be achieved while keeping similar or lower cost than today's technologies. 5G is likely to integrate enhancements in legacy radio access technologies with new developments in the areas of multiple access, waveform design, interference management, access protocols, network architecture and virtualization, massive MIMO, full-duplex radio technology, low latency, device-to-device (D2D) and machine type communication (MTC).

In addition to radio access technology advances, network capacity and connectivity can be improved by network densification (mainly via small cell deployment) and by harnessing broader spectrum allocations. In addition to small cell deployments, there are many other techniques and systems that can improve coverage and data rates, in densely populated indoor environments. These techniques include the deployment of radio remote heads (RRHs), distributed antenna systems (DAS), WiFi access points, etc. The use of LTE small cells offers several advantages over such systems. Compared to DAS, LTE small cells are both cheaper and less complex to deploy, and compared to WiFi, LTE small cells offer better performance, more efficient use of resources, and are well designed to support a substantial number of users.

II. SMALL CELL NETWORKS

A. Small Cell

Small cells are low-powered radio access nodes that operate in licensed and unlicensed spectrum that have a range of 10 meters to 1 or 2 kilometers. They are "small" compared to a mobile macro cell, which may have a range of a few tens of kilometers. With mobile operators struggling to support the growth in mobile data traffic, many are using Mobile data offloading as a more efficient use of radio spectrum. Small cells are a vital element to 3G data offloading and many mobile network operators see small cells as vital to managing LTE Advanced spectrum more efficiently compared to using just macro cells.

International Journal for Research in Applied Science & Engineering Technology (IJRASET)

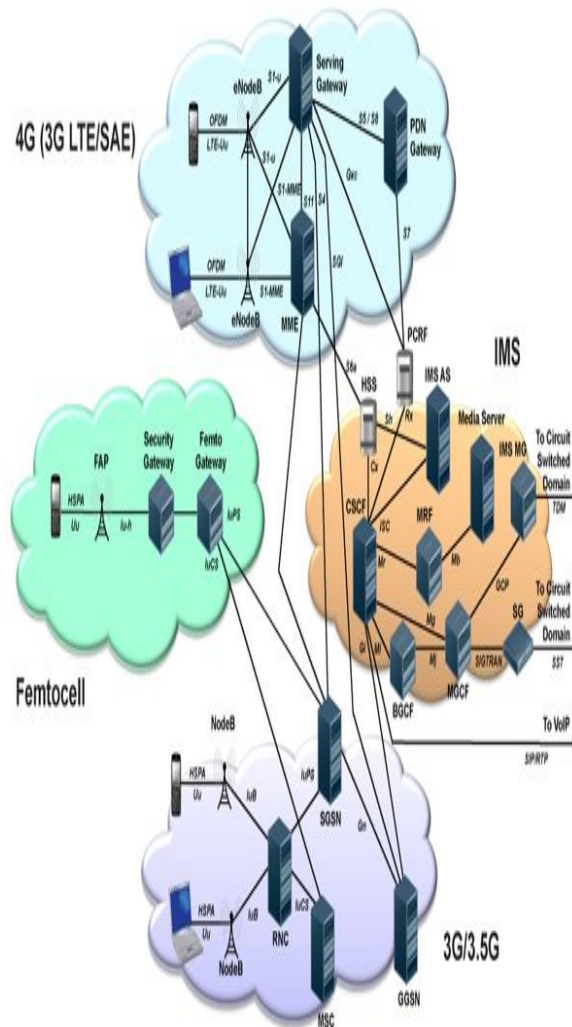


Fig 2.1 The Architecture of a small cell networks.

B. Implementing small cell networks

The implementation of small cell networks requires many decisions to be made, some of which can be far reaching and likely long-lasting. Largely, these decisions revolve around the type of network (3g or 4g) and the nature of the problem to be solved (for example, improved coverage or increased capacity). This part focuses on those issues related to spectral management and core network connectivity.

- 1) *Coverage or Capacity:* As a coverage solution, metro cells are usually deployed in areas with poor or non-existent macro coverage to deliver superior voice and packet data services. These include both in-building locations, such as event centers, and offices, as well as outdoor locations, such as the edge of suburban (coverage limited) cells or small rural towns. Traditionally, coverage holes such as these are very expensive to fill using conventional macro cell sites. The ability to cover them also depends on the band being used, especially for mobile network operators (MNOs) having Long Term Evolution (LTE) in the upper bands.
- 2) *Spectral Management:* The economic return of a metro network is driven by the percentage of traffic it offloads from the macro network, and this percentage is heavily influenced by what frequency band is allocated to the metro layer. Metro cells can be deployed using either a dedicated carrier or a carrier shared by the macro network. In LTE networks, it will likely be the latter, but in 3G networks, it can be either.

International Journal for Research in Applied Science & Engineering Technology (IJRASET)

- 3) *Placement of Cells*: Effective use of metro cells within an LTE shared carrier environment depends on optimal placement while considering the exclusion zones mentioned above. With optimal placement among concentrated traffic hotspots, capacity gains upwards of 400 percent are achievable using only four metro cells per macro cell. Placing metro cells too close into the macro cell center causes them to compete with the macro and dramatically reduces their effectiveness. Good small cell planning necessitates that hotspots be well understood because these are the best locations to place metro cells and achieve the greatest return on investment (ROI).

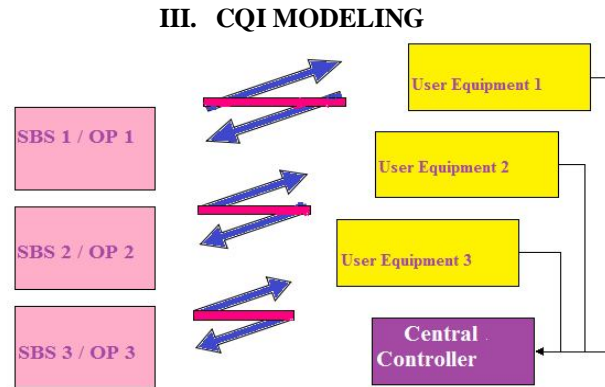


Fig 3.1 CQI Modeling of with and without sharing of OPs

For each user the CQI is estimated from the received signal with SINR calculated for every PRB. When the SBS supports CoPSS users have to calculate CQI over the other operator's bandwidth. Here user equipment is required to receive/request reference signals from the other operators SBS. In this case a user can only receive wide band reference signals from other OPs SBS, because spectrum sharing is up to the user they may share are not the bandwidth. This means that a user can only estimate if there are other OPs' SBS is nearby but they may not estimate the SINR accurately for each PRB when spectrum is shared. With accurate channel quality information (CQI) estimations, we propose three centralized algorithms for CoPSS. The proposed algorithms use moderate amount of shared information among OPs/SBSs and they do not require long iterative information exchange processes. Backhaul links between SBs or connections to the central controller.

A. Central Controller

The central controller has the responsibility to control the entire network. In a randomly deployed network, there can be large number of users collecting information from sensor nodes. As a different scenario, here we use small cell base station network. The main objective of our paper is the usage of minimum bandwidth also to increase the capacity of small cell networks.

All the data's sensed are recorded and controlled by the base station. The users communicate with the corresponding small base stations with different levels of packet rate to ensure the use of bandwidth efficiency. The packet rate differs with 25%, 50%, 75% of data transmission to determine the bandwidth efficiency.

B. CoPSS Algorithm

- 1) To minimize signaling overhead, in this work it is assumed that each SBS/OP starts allocating PRBs from the beginning or from the end of its bandwidth.
- 2) Arbitrary allocations could require detailed resource allocation information exchange, significantly increasing the signaling overhead.
- 3) The three types of algorithm for spectrum sharing are
 - a) random sharing
 - b) equal sharing
 - c) Connection based sharing

IV. SPECTRUM

Allocation of spectrum can provide a massive benefit it to internet user, improves wireless communication and faster internet

International Journal for Research in Applied Science & Engineering Technology (IJRASET)

connections in the hands of the public. Spectrum is divided in to different bands to avoid interference so our local radio station doesn't interfere with our mobile phone calls also. Different types of spectrum are

A. Licensed Spectrum

Licensed spectrum bands are allowed to be only by the company that holds a license, which is given out by the regulatory authority. For example: radio stations 89.7

B. Unlicensed Spectrum

The bands of the spectrum are used by any one has a compliant device that follows basic guide lines set by the regulators. Unlicensed user allows multiple people to broadcast on the same frequency at the same time. For example: anyone without a license can set up a wifi router, which uses 2.4 GHZ and 5GHZ bands. The wifi 802.11 stands defines how mobile communicate with a wifi router without causing interference with other devices.

V. MATHEMATIC EXTRACTION FOR CQI AND COPSS

It is assumed that the SBSs communicate with each other if the distance is less than or equal to 50 meters. Let $G_l = (V_l, E_l)$ denote the graph, where $l = [0, \dots, L]$ is the number of graph, the number of vertices in the graph (in this case SBSs) is $V_l = \{V_0, \dots, V_n\}$ and the edges in the graph (v_i is connected to SBS v_j) $E_l = \{(v_i, v_j)\}$. Let $K = \{1, \dots, K\}$ denotes the set of OPs. we define function of operators (\cdot) which maps SBS v_i to respective operator, i.e. $\forall v_i, op(v_i) \in K$. If a graph has an vertices we have an $n \times n$ matrix A which is called an adjacency matrix. The matrix a is defined by

$$A_{ij} = \begin{cases} 1 & \text{if SBS}_i \leftrightarrow \text{SBS}_j \\ 0 & \text{otherwise} \end{cases} \quad (1)$$

Given that v_j is the selected SBS, the available free shared PRBs from OP k to any SBS v_j are given by:

$$w_{jk} = \begin{cases} \lfloor \min(W_k, S) \rfloor \times Q, & \text{if } v_j = v_{j'} \\ 0 & \text{otherwise,} \end{cases} \quad (2)$$

Therefore we define new set $v^+ = \{v_i / BWU(v_i) = 1\}$ which includes all the overloaded SBSs. Here, free shared PRBs from OP k to SBS v_j are and the total amount of free PRBs for SBS v_j is $\sum_{k \in K} w_{jk}$.

$$w_{jk} = \begin{cases} \lfloor \frac{1}{|v^+|} \min(W_k, S) \rfloor \times Q, & \text{if } v_j = v_{j'} \\ 0 & \text{otherwise,} \end{cases} \quad (3)$$

We let $N(v_i)$ denotes the set of neighbor vertices of v_i and from (4) we define two different sets, $N_{ol}(v_i)$ for overloaded neighbors, and $N_{nol}(v_i)$ for not overloaded neighbors,

$$N(v_i) = \{v | v \in V_l, (v, v_i) \in E_l\}, \quad (4)$$

$$N_{ol}(v_i) = \{v | v \in N(v_i), BWU(v) = 1\}, \quad (5)$$

And

$$N_{nol}(v_i) = \{v | v \in N(v_i), BWU(v) < 1\}. \quad (6)$$

From (5), we define a set of OPs which are overloaded neighbors and rest of the OPs are not overloaded

International Journal for Research in Applied Science & Engineering Technology (IJRASET)

$$\hat{\mathcal{K}}_i = \{OP(v) | OP(v) \in \mathcal{K}, v \in \mathcal{N}_{ol}\}, \quad (7)$$

$$\tilde{\mathcal{K}}_i = \mathcal{K} \setminus (\hat{\mathcal{K}}_i \cup \{OP(v_i)\}), \quad (8)$$

respectively. Now we can define free shared PRBs w_j from neighbors \tilde{K}_i to SBS v_j ,

$$w_j = \sum_{\forall k \in \tilde{\mathcal{K}}_i} \left[\frac{\min \left(1 - \max_{\substack{v \in \mathcal{N}_{nol}(v_i) \\ OP(v)=k}} (BWU(v)), S \right) \times Q}{|\hat{\mathcal{K}}_i \cup \{OP(v_i)\}|} \right]. \quad (9)$$

Now we can define free shared PRBs w_j from neighbors to SBS v_j as

$$w_j = \sum_{\forall k \in \tilde{\mathcal{K}}_i} \left[\frac{\min \left(1 - \max_{\substack{v \in \mathcal{N}_{nol}(v_i) \\ OP(v)=k}} (BWU(v)), S \right) \times Q}{|\mathcal{N}_{ol}(v_i)| + 1} \right]. \quad (10)$$

The round trip-delay in the coordination methods is 5 ms and it is assumed that each OP uses the same maximum allowed sharing percentage. Backhaul links between SBSs or connections to the central controller are assumed to be ideal.

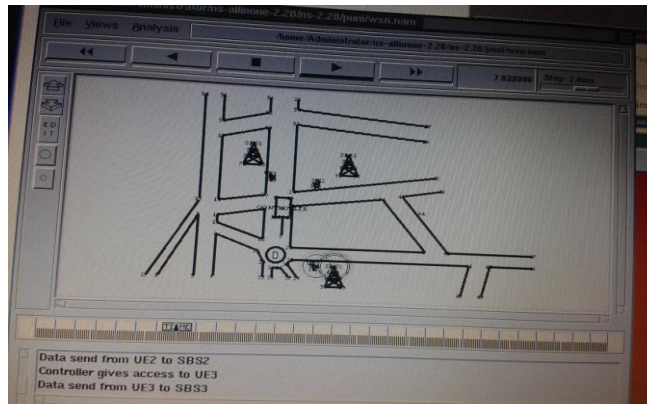


Fig.3:2 Central controller optimization of small base cell station

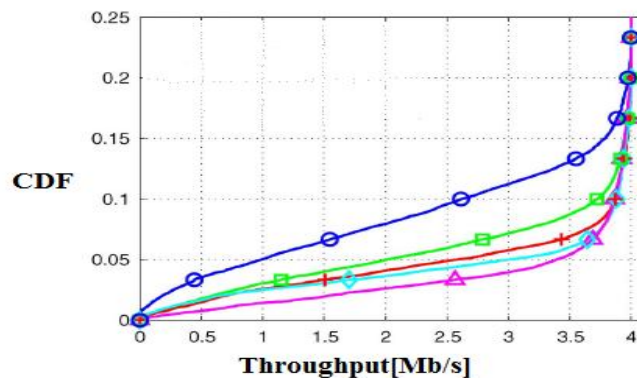


Fig 3.2 CDF of Multimedia Stream user throughput for different CoPSS algorithms in the random network layout.

International Journal for Research in Applied Science & Engineering Technology (IJRASET)

It shows the mean throughput of full buffer users for each CoPSS algorithm with sharing percentage from 0% to 100%. When the results are compared with the fixed layout results it can be clearly seen that the achieved rates are higher because users are now closer to SBS. When 0% of the bandwidth is shared mean throughput is 7.0 Mb/s.

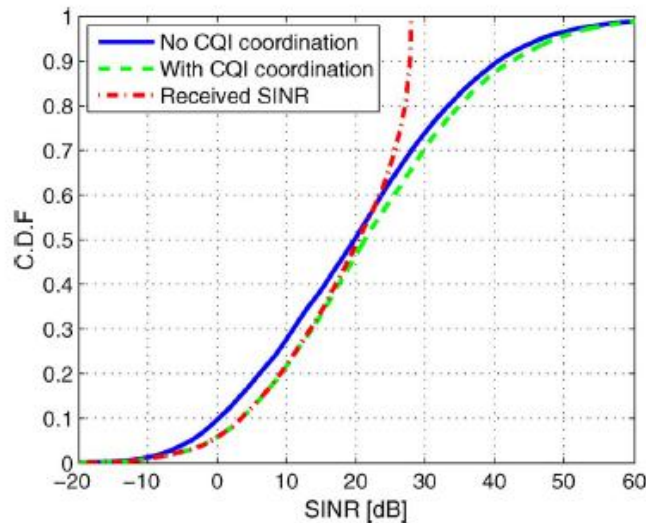


Fig. 3.3 UEs SINR with and without CQI coordination and in the receiver when the fixed layout is used.

CQI Coordination for CoPSS cumulative distribution functions (CDFs) of SINR as estimated for the CQI with and without coordination, and as experienced at the receiver, when 50% bandwidth is shared. The SINR in the CQI and in the receiver is the mean SINR over the allocated PRBs. It is assumed that UE can report the PRB based CQI information and SBS then averages out the SINR with allocated PRBs and then selects one MCS level that is used for the transmission. The CDF shows that when the users are able to receive information about the bandwidth utilization of other SBSs/OPs in the vicinity SINR increases 3 dB (between 0 dB and 15 dB).

VI. CONCLUSION

In this paper the results reveal the utmost importance of channel quality signaling among OPs to take full advantage of shared resources. It also shows that, the connection based centralized and distributed scenarios outperform simpler random and equal sharing schemes.

REFERENCES

- [1] Petri Luoto, Pekka Pirinen, Mehdi Bennis, Sumudu, Samarakoon, Simon Scott, and Matti Latva-aho, "Co-Primary Multi-Operator Resource Sharing for Small Cell Networks" Senior Members, IEEE, ON WIRELESS COMMUNICATIONS, VOL. 14, NO.6, JUNE 2015 (Base paper)
- [2] B. Aazhang, J. Lilleberg, and G. Middleton, "Spectrum sharing in a cellular system," in Proc. IEEE 8th Int. Symp. Spread Spectrum Techn. Appl., pp. 355–359 Aug. 2004.
- [3] P. Ahokangas et al., "Defining co-primary spectrum sharing—A new business opportunity for MNOs?" in Proc. 9th Int. Conf. CROWNCOM, pp. 395–400 Jun. 2014.
- [4] "Technical specification group radio access network, spatial channel model for multiple input multiple output (MIMO) simulations," Cedex, France, 3GPP Tech. Rep. 25.996 v6.1.0, 2003.
- [5] "Guidelines for evaluation of radio interface technologies for IMT advanced," Geneva, Switzerland, Rep. ITU-R M.2135-1, 2008.
- [6] X. He, K. Niu, Z. He, and J. Lin, "Link layer abstraction in MIMO-OFDM system," in Proc. IWCLD, pp. 41–44 Sep. 2007.
- [7] P. Luoto, P. Pirinen, and M. Latva-aho, "Energy efficient load sharing in LTE-A hetnets," in IEEE 9th Int. Conf. WiMob, pp. 119–123, Oct. 2013.
- [8] T. Haataja, H. Pennanen, J. Leinonen, A. Tölli, and M. Latva-aho "Space Frequency Scheduling in TDD Based LTE-Advanced MIMO-OFDMA Systems," in Proc. IEEE 73rd VTC Spring, pp. 1–5, May 2011.
- [9] H. Pennanen, T. Haataja, J. Leinonen, A. Tölli, and M. Latva-aho, "System level evaluation of TDD based LTE-Advanced MIMO-OFDMA systems," in Proc. IEEE GC Wkshps., pp. 809–813, Dec. 2010.
- [10] F. Mazzenga, M. Petracca, R. Pomposini, F. Vatalaro, and R. Giuliano, "Performance evaluation of spectrum sharing algorithms in single and multi operator scenarios," in Proc. IEEE 73rd VTC Spring, pp. 1–5 May 2011.



10.22214/IJRASET



45.98



IMPACT FACTOR:
7.129



IMPACT FACTOR:
7.429



INTERNATIONAL JOURNAL FOR RESEARCH

IN APPLIED SCIENCE & ENGINEERING TECHNOLOGY

Call : 08813907089  (24*7 Support on Whatsapp)