



IJRASET

International Journal For Research in
Applied Science and Engineering Technology



INTERNATIONAL JOURNAL FOR RESEARCH

IN APPLIED SCIENCE & ENGINEERING TECHNOLOGY

Volume: 2

Issue: V

Month of publication: May 2014

DOI:

www.ijraset.com

Call:  08813907089

E-mail ID: ijraset@gmail.com

Performance Analysis of Clustering Algorithms in Data Mining

Deepika Sharma¹, Sandeep Mehla²

*1M.Tech CSE Deptt.
Kurukshetra University,
2Deptt. CSE
Kurukshetra University*

Abstract: Clustering is a primary data description method in data mining which group's most similar data. The data clustering is an important problem in a wide variety of fields. Including data mining, pattern recognition, and bioinformatics. There are various algorithms used to solve this problem. This paper presents the comparison of the performance analysis of Fuzzy C mean (FCM) clustering algorithm and compares it with Hard C Mean (HCM) algorithm on Iris flower data set. We measure Time complexity and space Complexity of FCM and HCM at Iris data [1] set. FCM clustering [2, 3] is a clustering technique which is separated from Hard C Mean that employs hard partitioning. The FCM employs fuzzy partitioning such that a point can belong to all groups with different membership grades between 0 and 1.

Keywords: Data Mining, Fuzzy C Mean, Hard C Mean

1. INTRODUCTION

Clustering algorithm partitions an unlabelled set of data into groups according to the similarity. Compared with the data classification, the data clustering is an unsupervised learning process, it does not need a labeled data set as training data, but the performance of the data clustering algorithm is often much poorer. Although the data classification has better performance, it needs a labeled data set as training data and labeled data for the classification is often very difficult and expensive to obtain. So there are many algorithms are proposed to improve the clustering performance. In this paper, we implement clustering algorithm FCM and HCM in MATLAB. In the first stage, we implement these algorithms and then compare the Time and space complexity of these algorithms. Clustering technique is used for combining observed objects into clusters (groups), which satisfy two main criteria:

- Each group or cluster should be homogeneous objects that belong to the same group are similar to each other.

- Each group of cluster should be different from other clusters, that is, objects that belong to one cluster should be different from the objects of other clusters.

Clustering can be considered the most important unsupervised learning problem. So, as every other problem of this kind, it deals with finding a structure in a collection of unlabeled data. A loose definition of clustering could be the process of organizing objects into groups whose members are similar in some way. A cluster is therefore a collection of objects, which are "similar" between them and are "dissimilar" to the objects belonging to other clusters. There are many clustering methods [11] available, and each of them may give a different grouping of a dataset. The choice of a particular method will depend on the type of output desired, the known performance of method with particular types of data, the hardware and software facilities available and the size of the dataset.

Apart from Section 1, this paper is organized as follows: Section 2 introduces the FCM and HCM clustering algorithm in detail. Section 3 illustrates some implementation results and we conclude the paper in Section 4.

2. Hard C Mean and Fuzzy C Mean algorithm:

INTERNATIONAL JOURNAL FOR RESEARCH IN APPLIED SCIENCE AND ENGINEERING TECHNOLOGY (IJRASET)

In this section we describe the Hard C Mean and Fuzzy C Mean algorithm.

2.1 Hard C Mean clustering algorithm

In non fuzzy or hard clustering, data is divided into crisp clusters, where each data point belongs to exactly one cluster.

- Used to classify data in crisp set
- Each data point will be assigned to only one cluster
- Clusters are also known as partitions
- U is a matrix with c rows and n columns
- The cardinality gives number of unique c partitions for n data points

In this clustering technique partial membership is not allowed. HCM is used to classify data in a crisp sense. By this we mean that each data point will be assigned to one and only one data cluster. In this sense, these clusters are also called as partitions that are partitions of the data. In case of hard c mean each data element can be a member of one and only one cluster at a time. In other words we can say that the sum of membership grades of each data point in all clusters is equal to one and in HCM membership grade of a specific data point in a specific cluster is one and in all the remaining clusters its membership grade is zero. Also number of clusters that is can't be less than or equal to one and they can't be equal to or greater than number of data elements because if number of clusters is equal to one than all data elements will lie-in same cluster and if number of clusters is equal to number of data elements than each data elements will lie in its own separate cluster. That is each cluster is having only one data point in this special case. The steps of HCM algorithm given below.

1. fix $c(2 \leq c \leq n)$ and initialize the U matrix

$$U^{(0)} \in M_c$$

Then for $r=0, 1, 2, 3, \dots$

2. Calculate the center vectors $\{v^{\otimes} \text{ with } U^{\otimes}\}$

3. Update U^{\otimes} calculate the updated characteristic function(for a all i,k).

$$X_{ik}^{(r+1)} = \begin{cases} 1, & d_i^{(r)} = \min d_{jk}^{(r)} \text{ for all } j \in c \\ 0, & \text{otherwise} \end{cases}$$

4. if $\|U^{(r-1)} - U^{\otimes}\| \leq \delta$ (tolerance level)

STOP: otherwise set $r=r+1$ and return to step 2. In step 4 the notation $\| \cdot \|$ is any matrix norm such as the Euclidean norm.

2.2 Fuzzy C Mean algorithm

Fuzzy C Mean (FCM) is a data clustering [6, 9] technique in which a data set is grouped into n clusters with every data point in the dataset belonging to every cluster will have a high degree of belonging or membership to that cluster and another data point that lies far away from the center of a cluster will have a low degree of belonging or membership to that cluster. The steps of FCM algorithm given below.

1. Fix c and c is $(2 \leq c \leq n)$ and select a value for parameter m' . Initialize the partition matrix $U^{(0)}$. Each step in this algorithm will be labeled as r, where $r=0, 1, 2, \dots$
- 2 Calculate the c center vector $\{v_{ij}\}$ for each step

INTERNATIONAL JOURNAL FOR RESEARCH IN APPLIED SCIENCE AND ENGINEERING TECHNOLOGY (IJRASET)

$$V_{ij} = \frac{\sum_{k=1}^n u_{ik}^{m'} \times x_{kj}}{\sum_{k=1}^n u_{ik}^{m'}}$$

3 Calculate the distance matrix $D_{[c,n]}$.

$$D_{ij} = \left[\sum_{j=1}^m [x_{kj} - v_{ij}]^2 \right]^{1/2}$$

4 Update the partition matrix for the r^{th} step, U^{R} as follow:

$$u_{ik}^{r-1} = \frac{1}{\sum_{j=1}^c \left[\frac{d_{ik}^r}{d_{jk}^r} \right]^{2/[m'-1]}}$$

if $\|U^{(k+1)} - U^{(k)}\| < \delta$ then STOP: otherwise return to step 2 by iteratively updating the cluster centers and the membership grades for data point. FCM iteratively moves the cluster centers to the “right” location with in a dataset.

3. Result after implementation of FCM & HCM on Iris Data set:

The implementation of FCM & HCM is done on iris Data set in MATLAB. The data set contains 3 classes of 50 instances each, where each class refers to a type of iris plant. One class is linearly separable from the other two, the latter are NOT linearly separable from each other. The data set contain four attribute which are given below

Attribute Information:

1. Sepal length in cm.
2. Sepal width in cm.

3. Petal length in cm.

4. Petal width in cm.

The result after implementation of HCM is given below when cluster=3.

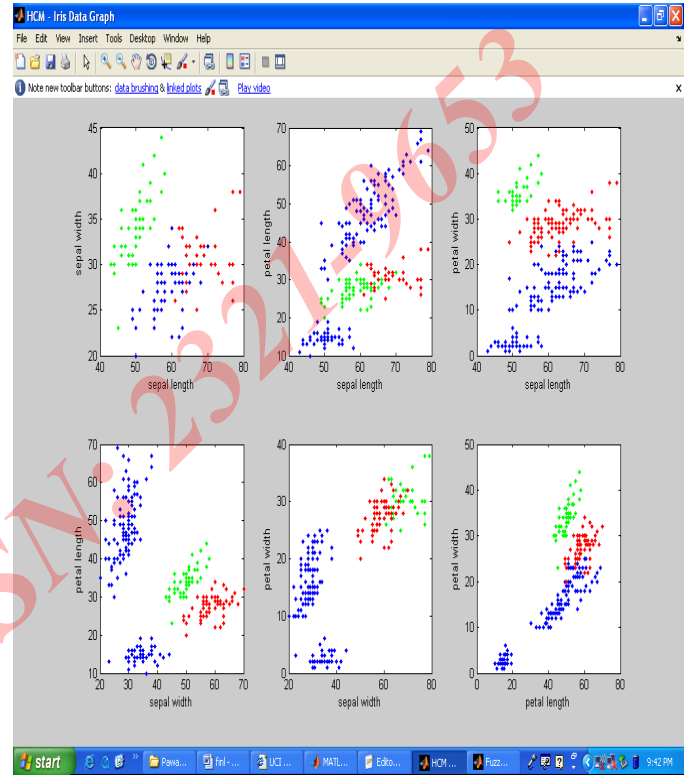


Figure 3.1 Cluster of iris data set when HCM implemented

The result after implementation of FCM is given below when cluster=3

INTERNATIONAL JOURNAL FOR RESEARCH IN APPLIED SCIENCE AND ENGINEERING TECHNOLOGY (IJRASET)

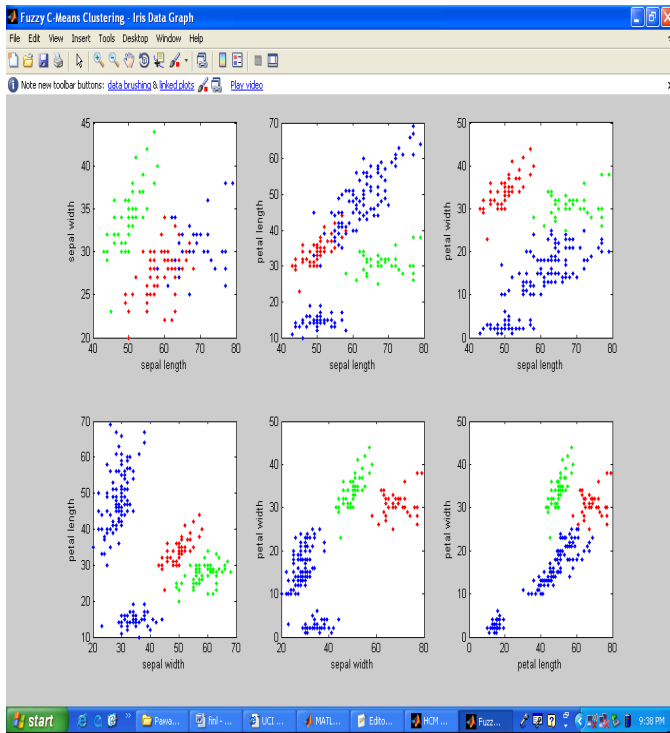


Figure 3.2 Clusters of Iris data set when FCM implemented

3.1 Comparison of Time complexity of FCM and HCM

The time complexity of FCM [11] is $O(ndc^2i)$ and time complexity of HCM is $O(ncdi)$. Now keeping no. of data points constant, let's assume $n=150$, $d=2$, $i=10$ and varying no. of clusters, we obtain the following table and graph. Where n = number of data point, c = number of cluster, d = dimension, i = number of iteration.

Table 3.1 Time Complexity when Number of cluster varying

S.No.	Number of Cluster	FCM Time Complexity	HCM Time Complexity
1	1	3000	3000
2	2	12000	6000
3	3	27000	9000
4	4	48000	12000

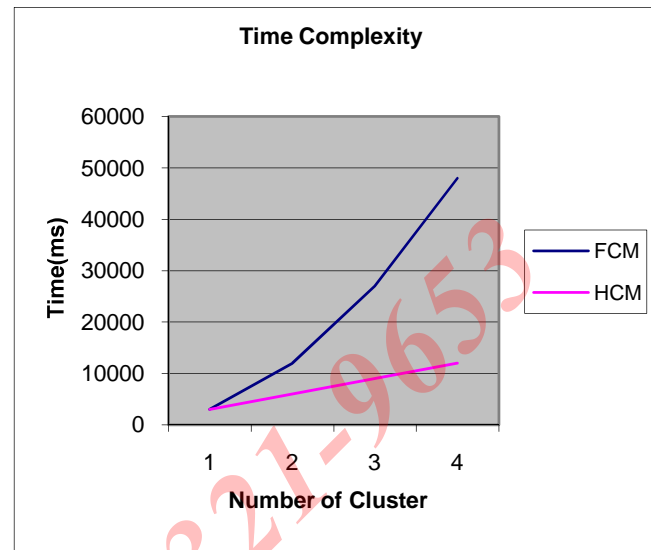


Figure 3.3 Time complexity of FCM and HCM by varying no. of Clusters
Now keeping no. of cluster constant, let's assume $n=150$, $d=2$, $c=2$ and varying no. of Iteration, we obtain the following table and graph.

Table 3.2 Time Complexity when Number of Iterations varying

S.No.	Number of Iteration	FCM Time Complexity	HCM Time Complexity
1	5	6000	3000
2	10	12000	6000
3	15	18000	9000
4	20	24000	12000

INTERNATIONAL JOURNAL FOR RESEARCH IN APPLIED SCIENCE AND ENGINEERING TECHNOLOGY (IJRASET)

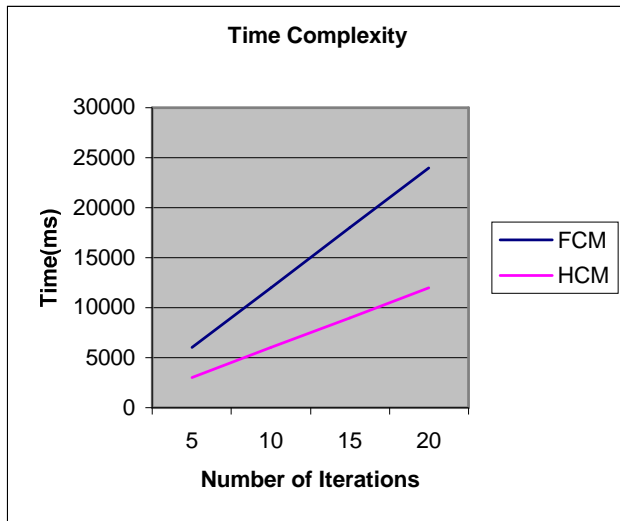


Figure 3.4 Time complexity of FCM and HCM by varying no. of Iterations

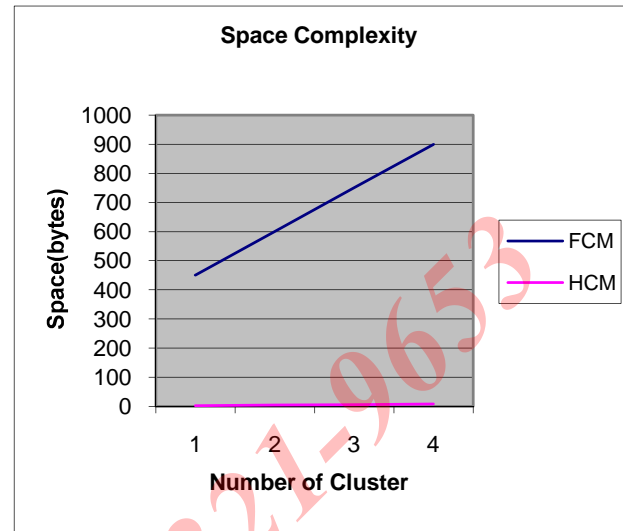


Figure 3.4 space complexities of FCM and HCM by varying number of clusters

3.2. Comparison of space complexity of FCM and HCM

The space complexity of FCM is $O(nd+nc)$ and HCM is $O(cd)$. Now keeping no. of data points constant, let's assume $n=150$, $d=2$ and varying no. of clusters we obtain the following graph.

Table 3.3 Space Complexity when Number of Clusters varying

S.No.	Number of Cluster	FCM Space Complexity	HCM Space Complexity
1	5	450	2
2	10	600	4
3	15	750	6
4	20	900	8

4. CONCLUSION

In partitioning based clustering algorithms, the number of final cluster (k) needs to be defined beforehand. Also, algorithms have problems like susceptible to local optima, sensitive to outliers, memory space and unknown number of iteration steps required to cluster. The time complexity of the HCM is $O(ncdi)$. The memory complexity of HCM is cd and the input output complexity will be $O(ndi)$. Fuzzy clustering, which constitute the oldest component of soft computing, are suitable for handling the issues related to understandability of patterns, incomplete/noisy data, mixed media information and human interaction, and can provide approximate solutions faster. They have been mainly used in discovering association rules and functional dependencies and image retrieval. The time complexity of the Fuzzy C Mean algorithm is $O(ndc^2i)$. The memory complexity of FCM is $O(nd + nc)$, and the disk input output complexity will be $O(ndi)$.

REFERENCES

- [1.] Wei Wang, Chunheng Wang, Xia Cui, Ai Wang, "A Clustering Algorithm Combine the FCM algorithm with Supervised Learning Normal Mixture Model", IEEE 2008.

INTERNATIONAL JOURNAL FOR RESEARCH IN APPLIED SCIENCE AND ENGINEERING TECHNOLOGY (IJRASET)

- [2.] Deepak Agrawal “*Web Data Clustering using FCM and Proximity Hints from Text as well as Hyperlink-structure*”, IEEE 2008.
- [3.] M. Brej and M. Sonka, “*Object localization and border detection criteria design in edge-based image segmentation automated learning from examples*”, IEEE Transactions on Medical imaging, vol. 19, pp. 973-985, 2000.
- [4.] S. Chen and D. Zhang, “*Robust image segmentation using FCM with spatial constraints based on new kernel-induced distance measure*”, IEEE Transactions on Systems, Man and Cybernetics, vol. 34, pp. 1907-1916, 1998.
- [5.] O. Sojodishijani, V. Rostami and A. R. Ramli, “*Real time color image segmentation with non-symmetric Gaussian membership functions*”, Fifth International Conference on Computer Graphics, Imaging and Visualization, pp. 165-170, 2008.
- [6.] M. S. Yanp, K.L. Wu and J. Yub, “*A novel fuzzy clustering algorithm*”, IEEE International Symposium on Computational Intelligence in Robotics and Automation, vol. 2, pp. 647- 652, 2003.
- [7.] L. Hui, “*Method of image segmentation on high-resolution image and classification for land covers*”, Fourth International Conference on Natural Computation, vol. 5, pp. 563-566, 2008.
- [8.] D. L. Pham, “*Spatial models for fuzzy clustering*”, Laboratory of Personality and Cognition, Gerontology Research Center, 2001.
- [9.] R. J. Almeida and J. M. C. Sousa, “*Comparison of fuzzy clustering algorithms for Classification*”, International Symposium on Evolving Fuzzy Systems, pp. 112-117, 2006.
- [10.] M. Alata, M. Molhim, and A. Ramini, “*Optimizing Fuzzy C Means clustering algorithm using GA*”, Proceedings of World Academy of Science, Engineering and Technology, vol. 29, 2008.
- [11.] Prodip Hore, Lawrence O. Hall, and Dmitry B. Goldgof “*Single Pass Fuzzy C Means*”, CSEEE, vol. 28, 2000.
- [12.] T. Saegusa and T. Maruyama, “*Real-time segmentation of color images based on the k-Means_clustering on FPGA*”, International Conference on Field-Programmable Technology, pp. 329-33, 2007.
- [13.] P. F. Felzenszwalb, D. P. Huttenlocher, “*Efficient graph-based image segmentation*”, International Journal of Computer Vision, vol. 59, pp. 167 – 181, 2004.
- [14.] H. Ichihashi, K. Honda, N. Kuwamoto and Takao Hattori, “*Post-supervised Fuzzy C means classifier with hard clustering*”, Proceedings of IEEE Symposium on Computational Intelligence and Data Mining, 2007.



10.22214/IJRASET



45.98



IMPACT FACTOR:
7.129



IMPACT FACTOR:
7.429



INTERNATIONAL JOURNAL FOR RESEARCH

IN APPLIED SCIENCE & ENGINEERING TECHNOLOGY

Call : 08813907089  (24*7 Support on Whatsapp)