



# IJRASET

International Journal For Research in  
Applied Science and Engineering Technology



---

# INTERNATIONAL JOURNAL FOR RESEARCH

IN APPLIED SCIENCE & ENGINEERING TECHNOLOGY

---

**Volume: 5      Issue: IV      Month of publication: April 2017**

**DOI: <http://doi.org/10.22214/ijraset.2017.4228>**

**[www.ijraset.com](http://www.ijraset.com)**

**Call:  08813907089**

**E-mail ID: [ijraset@gmail.com](mailto:ijraset@gmail.com)**

## International Journal for Research in Applied Science & Engineering Technology (IJRASET)

# PC Monitoring using Android over Internet

Yash Shah<sup>1</sup>, Akash Patel<sup>2</sup>, Mayank Parekh<sup>3</sup>, Prof. Chitra Bhole<sup>4</sup>  
Department of Computer Engineering, Mumbai University

**Abstract:** Since there are much application available for remote monitoring between computer to computer but In this application we are doing remote monitoring between mobile phone and computer. Basically nowadays we see that in many corporate offices and colleges students and employees waste their time doing the things they are not allowed to do. To avoid this problem we should make something. Office hours are important and if someone miss using it can be prevented by using this application. In this we are using client server architecture.

**Keywords:** Monitoring, IP Address, control, port number.

### I. INTRODUCTION

#### A. Architecture

The architecture is the fundamental element of its design. It can be client or server.

#### B. Client Architecture

Basically these are android users. In android there will be an application which will be used to monitor and control the computer.

#### C. Server Architecture

This are the computers to which android phones will be connected. So in this all the computers are connected to one computer which is server and that server is connected to android users which is client for them. So Basically it follows client-server Architecture as in this client is android user and server is computer whose IP address will be used for connection. This system will be executed on android based mobile phones and also on Android software. Android software is used on a large scale for networking packages, executing android applications before executing it on mobile phones. By taking into consideration the most important issue of security, authentication is provided at client side. RFB protocols are used for exchange of information amongst client and server. There are several systems and applications already designed to permit remote monitoring between devices. There are many architectures available to control the PC through it.



Fig-1

#### D. Characteristics

- 1) **Control PC:** basically in this we control our computer that is we can shut down or write something or else we can do anything as we are the user itself.
- 2) **Shutdown:** we can shut down or log off if the person is miss using it.
- 3) **Keyboard:** we can write anything as if employee is misusing it then manager can type a warning so that it avoids doing wrong things.
- 4) **Snapshot:** in this we can take snapshot of the screen as a proof which will be stored in mobile phone itself.

### II. LITERATURE SURVEY

Basically there is many systems which monitors computer by using another computer using remote monitoring that is they uses team viewer but Team viewer requires authentication details of the target PC to monitor PC. If password comes into hands of

## International Journal for Research in Applied Science & Engineering Technology (IJRASET)

different ethical users then changes in the target PC will be possible and can cause loss of data. One more system was developed in 2012 which provide live monitoring facility but the drawback of the project was both the devices are required to be in the same WIFI zone. This limits the user access area. In our proposed system the devices need not be in the same Wi-Fi zone but internet connection of any type is must. The screenshots of the desktop of target PC will be saved to the user's android mobile phone at intervals of time that will help the user to know what is going on the PC. For the proposed system remote frame buffer protocol is being used for client server connection. In this protocol Three phases of working exists. Handshaking phase, initialization has and normal protocol interaction phase. To use this application it is necessary to install this application on user android mobile phone and to administrators PC. It is not required to install this application on client PC. User logs in the application sends a request for connection to the server

### A. Existing System

There is Existing system in the market where they use blue tooth connection to get sharing of data and screen for wireless communication

Virtual Network Computing Based Remote Frame Buffer Desktop is used. To executing Secure and Use full applications users connect over a wired local area network to the server. Such Type of apps gives a great advantage to the company that uses mobile a lot for monitoring. Company users are able to share resources and monitor without a high level of capital expenditure on hardware and software resources. As all application logic is executed on the computer distant servers and user interface layout functionalities reside on the mobile. Mobile device acts as a remote display, capturing user input and rendering the display updates received from the distant server.

### B. Limitation of Existing System

- 1) Existing system uses bluetooth for Communication which is not very flexible.
- 2) In this, Particular access are permitted.
- 3) The files of the system can be accessed only within short distances only.

## III. PROPOSED SYSTEM

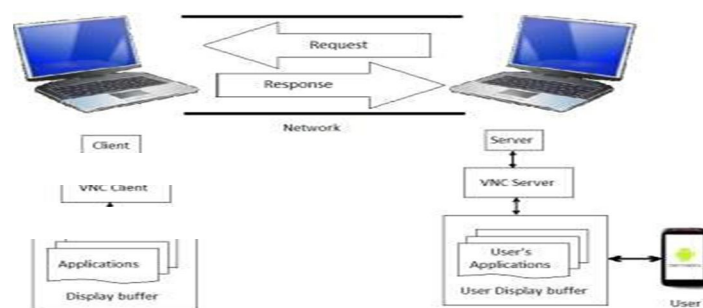


fig.2

### A. IP Address

So in this first of all at the server side connection is established and then at the client side that is at the android user side IP address is used as input. By using IP address connection is established and then validity is checked.

### B. Port Number

If IP address conflict with each other then we can use port address to establish connection.

### C. Monitoring

After the connection user can shut down or log off the computer or else user can write anything using keyboard provided.

### D. Mouse Sensitivity

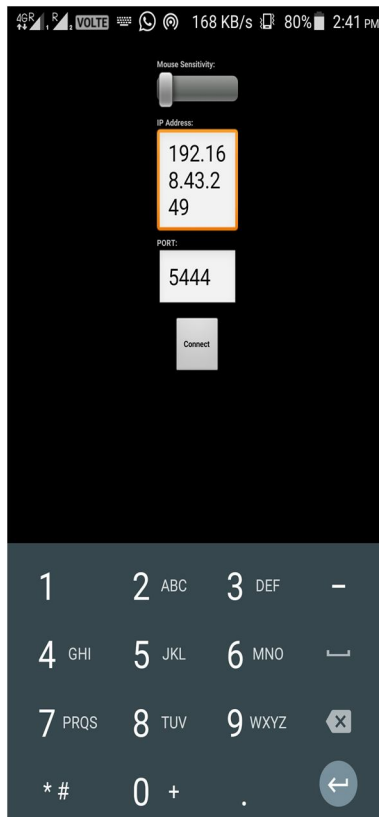
There will be option for sensitivity of mouse in android application

# International Journal for Research in Applied Science & Engineering Technology (IJRASET)

Fig.3-Mouse Control



Fig.4-Connection & Mouse Sensitivity



# International Journal for Research in Applied Science & Engineering Technology (IJRASET)

Fig.5- Serverside

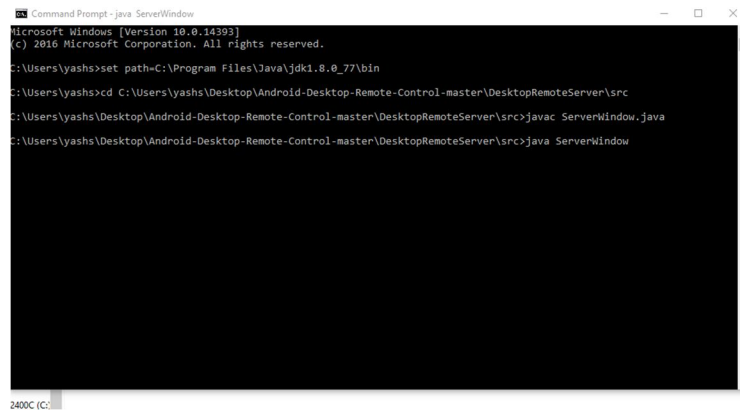


Fig.6-Connection Portal

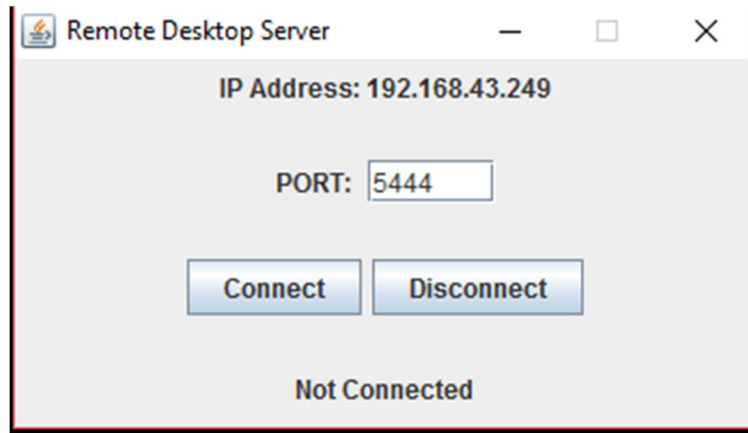
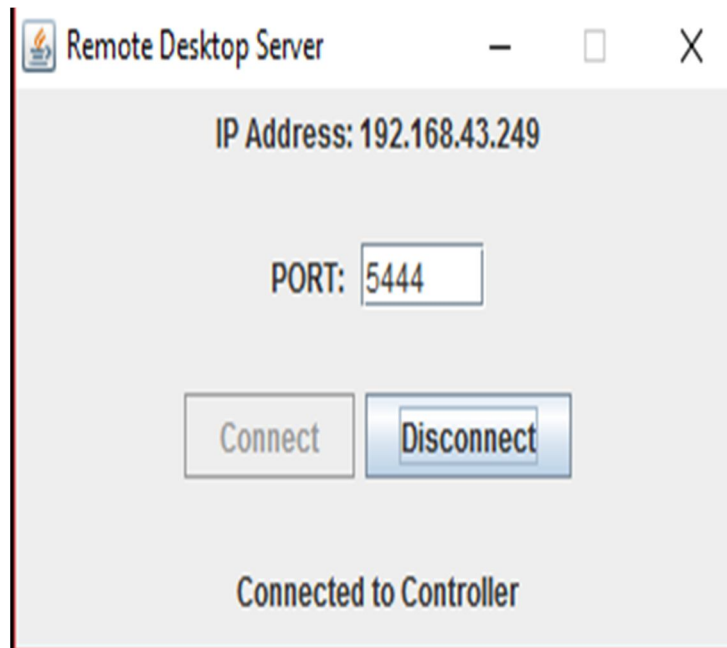


Fig.7-Connected To Controller



# International Journal for Research in Applied Science & Engineering Technology (IJRASET)

## IV. CONCLUSION

A. *Summing up the above Decoction,*

- 1) We can monitor computer of any required user.
- 2) It deals with problems faced in corporate world and schools, colleges.

## V. FUTURE SCOPE

Bascially, in this we can modify this to by recording clips what the person is doing that is instead of only snapshot we can save videos of what person is doing.

## REFERENCES

- [1] T. Richardson et al., "Teleporting in an X Window System Environment," IEEE Personal Comm.
- [2] T. Richardson, "Teleporting—Mobile X Sessions," Cambridge CB2 1QA, England.
- [3] .Open Group, "X11R6.3 (Broadway) Overview,
- [4] <http://www.opengroup.org/tech/desktop/x/broadway.html>
- [5] <http://www.sun.com/java>
- [6] <http://www.sun.com/j2me/toolkit>
- [7] James Keogh, "Complete Reference J2ME", TataMcGraw-Hill,2004, New Delhi.



10.22214/IJRASET



45.98



IMPACT FACTOR:  
7.129



IMPACT FACTOR:  
7.429



# INTERNATIONAL JOURNAL FOR RESEARCH

IN APPLIED SCIENCE & ENGINEERING TECHNOLOGY

Call : 08813907089  (24\*7 Support on Whatsapp)