



IJRASET

International Journal For Research in
Applied Science and Engineering Technology



INTERNATIONAL JOURNAL FOR RESEARCH

IN APPLIED SCIENCE & ENGINEERING TECHNOLOGY

Volume: 5

Issue: V

Month of publication: May 2017

DOI:

www.ijraset.com

Call:  08813907089

E-mail ID: ijraset@gmail.com

Presentation Layer Work Based On Cloud

P. Suresh¹

¹Research Scholar, Department of Computer Science, H.H the Rajah's College (Autonomous), India

Abstract: *The power of cloud enables dynamic scalability of applications facing various business requirements. The world experiences the Internet through the use of the World Wide Web, e-mail, and file-sharing programs. Most of the applications are intuitive; they can be accessed and used without the need to know how they work. As you continue to study the world of networking, it becomes more important to know how an application is able to format, transmit, and interpret messages that are sent and received across the network. In this paper position of Presentation Layer in seven layered Open Systems Interconnection (OSI) model is just below the Application Layer. The presentation layer is the sixth layer of the OSI Reference Model protocol stack, and second from the top. It is different from the other layers in two key respects. First, it has a much more limited and specific function than the other layers; it's actually somewhat easy to describe, hurray! Second, it is used much less often than the other layers; in many types of connections it is not required. The name of this layer suggests its main function as well it deals with the presentation of data. More specifically, the presentation layer is charged with taking care of any issues that might arise where data sent from one system needs to be viewed in a different way by the other system. It also takes care of any special processing that must be done to data from the time an application tries to send it until the time it is sent over the network. When the presentation layer receives data from the application layer, to be sent over the network, it makes sure that the data is in the proper format. If it is not, the presentation layer converts the data to the proper format.*

Key terms: *compression and translation, encryption and decryption, file format, osi seven layers, protocol.*

I. INTRODUCTION

In the cloud storage Environment, users can remotely save their content and used software application already available in cloud server when they needed, user also able to shared his her data or information to other user cloud user use resources of cloud without the burden of local data storage and maintenance. However, the fact that users no longer have physical possession of the outsourced data makes the data integrity protection in cloud computing a formidable task, especially for users with constrained computing resources. To securely introduce an effective TPA, the auditing process should bring in no new vulnerabilities toward user data privacy, and introduce no additional online burden to user. This introductory section of cloud is some keyword of cloud computing .Nowadays cloud computing is a hot topic all over the world, through which customers can access information, software , resources without a arranging a basic requirement with the help of web browser or internet . Hence, it eliminates the need for maintaining expensive computing facilities.The Open System Interconnection (OSI) reference model describes how information from a software application in one computer moves through a network medium to a software application in another computer. The OSI reference model is a conceptual model composed of seven layers, each specifying particular network functions. The model was developed by the International Organization for Standardization (ISO) in 1984, and it is now considered the primary architectural model for inter-computer communications. The OSI model divides the tasks involved with moving information between networked computers into seven smaller, more manageable task groups. A task or group of tasks is then assigned to each of the seven OSI layers. Each layer is reasonably self-contained so that the tasks assigned to each layer can be implemented independently. This enables the solutions offered by one layer to be updated without adversely affecting the other layers. The OSI Reference Model includes seven layers:7. Application Layer: Provides Applications with access to network services. 6. Presentation Layer: Determines the format used to exchange data among networked computers.5. Session Layer: Allows two applications to establish, use and disconnect a connection between them called a session. Provides for name recognition and additional functions like security, which are needed to allow applications to communicate over the network.4. Transport Layer: Ensures that data is delivered error free, in sequence and with no loss, duplications or corruption. This layer also repackages data by assembling long messages into lots of smaller messages for sending, and repackaging the smaller messages into the original larger message at the receiving end.3. Network Layer: This is responsible for addressing messages and data so they are sent to the correct destination, and for translating logical addresses and names (like a machine name FLAME) into physical addresses. This layer is also responsible for finding a path through the network to the destination computer.2. Data-Link Layer: This layer takes the data frames or messages from the Network Layer and provides for their actual transmission. At the receiving computer, this layer receives the incoming data and sends it to the network layer for

International Journal for Research in Applied Science & Engineering Technology (IJRASET)

handling. The Data-Link Layer also provides error-free delivery of data between the two computers by using the physical layer. It does this by packaging the data from the Network Layer into a frame, which includes error detection information. At the receiving computer, the Data-Link Layer reads the incoming frame, and generates its own error detection information based on the received frames data. After receiving the entire frame, it then compares its error detection value with that of the incoming frames, and if they match, the frame has been received correctly. 1. Physical Layer: Controls the transmission of the actual data onto the network cable. It defines the electrical signals, line states and encoding of the data and the connector types used. The presentation layer basic function is to convert the data intended for or received from the application layer into another format. Such conversion is necessary because of how to data is formatted so that it can be transported across the network. Application cannot necessary read this conversion.

Some common data formats handled by the presentation layer include the following:

A. Graphics files

JPEG, TIFF, GIF, and so on are graphics file format that require the data to be formatted in a certain way.

B. Text and data

The presentation layer can translate data into different formats, such as American standard code for information interchange (ASCII) and extended binary coded decimal interchange code (EBCDIC).

C. Sound/videos

MPEG, MP3 and MIDI files all have their own data formats to and from which data must be converted. Another very important function of the presentation of the presentation layer is encryption which is scrambling of data so that it can't be read by anyone other than the intended recipient. Given the basic role of the presentation layer that of data format translator it is obvious place for encryption and decryption to take place. In this figure 1 work on presentation layer encryption and decryption.

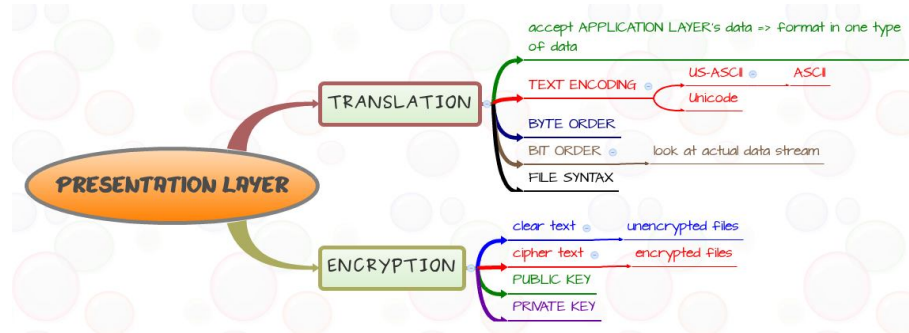


FIG:1

II. LITRATURE SURVEY

"A network is a conduit for information; it can be as simple as two tin cans tied together with a string or as complicated as the internet" [1]. Networks can develop at various levels :individual (social network), organizational, inter-organizational, and international etc. Castells explains that a network "is constituted by the intersection of segments of autonomous systems of goals". The evolution of the internet has been widely chronicled. Resulting from a research project that established communications among a handful of geographically distributed systems, the Internet now covers the globe as a vast collection of networks made up of millions of systems. Government corporations, banks, and schools conduct their day-to-day business over the Internet. With such widespread use, the data that resides on and flows across the network varies from banking and securities transactions to medical records, proprietary data, and personal correspondence. The Internet is the "world's largest collection of networks that reaches universities, government labs, commercial enterprises, and military installations in many countries".

III. PROPOSED WORK

In an information system, business logic represents the rules and activities of a business domain, whereas a corresponding business domain model defines the associations and properties of business data. Business logic manipulates the data and, at the same time, ensures their consistency and validity. In principle, business logic should be implemented in a business domain layer to separate the business logic from the user interface and the technical infrastructure. The user interface should only present business data and let

International Journal for Research in Applied Science & Engineering Technology (IJRASET)

users start the execution of business logic. There are practical reasons, however, not to isolate business logic completely from the presentation layer of client applications. To make a client application convenient to use, some information about the business domain has to be incorporated into the presentation layer. These are some examples:

A. Responsiveness

User input must be validated before its processing, for example a birth date or a credit card number. To make an application more responsive, some validations may need to be performed locally.

B. Performance

Some periodically performed computations may require the evaluation of large amounts of data, for example the analysis of stock quotations. A stateless server component would need to fetch the entire data required for the computation upon each invocation. A rich-client application may locally store and update the available data and perform the same calculations without additional costs.

C. Presentation

Business data may need to be prepared for presentation. This includes the textual representation of business entities or the graphical representation of calculations, for example the presentation of a schedule. How business data is presented may vary between client applications and typically is not an essential part of the business logic. Although multi-tier information systems can be decomposed in many different ways, the implementation of a Layered Architecture ([Evans2004]) has become wide-spread. Such an architecture mandates a separation of concerns that involves at least separating the presentation layer from the business domain and infrastructure layers. Typically, business domain and infrastructure layers are deployed in an application server whereas the presentation layer is part of a web or rich-client application. The Presentation Layer deals with the cloud organization of data passed from the application layer into the network. This layer allows for the standardization of data and the communication of data between dissimilar hosts, such as platforms with different binary number representation schemes or character sets (ASCII vs. UNICODE, for example.) Presentation Layer protocols typically rely upon a standardized data format for use on the network, and various conversion schemes to convert from the standardized format into and out of specific local formats. The Presentation Layer is another obscure layer, usually hidden deep in the implementation of applications and operating systems. End users may need to be passingly familiar with the outermost details such as JPEG picture formats or SSL encryption, but leave the details to their applications to sort out. For discussion purposes the Presentation Layer can be considered to be all interfaces implemented by or called from an application to prepare and present data to the network for transmission, such as program library functions that take data and re-order into “network-byte” order. Taken more broadly for an information security viewpoint, we can evaluate at this level any system or library functions that take data input and process it into standard formatting or condition for all purposes. Vulnerabilities at this layer often originate from weaknesses or shortcomings in the implementation of the presentation layer functions. Continuing on the theme of taking advantage of the original atmosphere of implicit trust and simple functionality that systems were (and continue to be) built in, attackers feed unexpected or illegal input into presentation-layer facilities, gaining results that are undesired or contrary to what the original designers intended. The Presentation Layer gets its name from its purpose: It presents data to the Application layer. It's basically a translator and provides coding and conversion functions. A successful data transfer technique is to adapt the data into a standard format before transmission. Computers are configured to receive this generically formatted data and then convert the data back into its native format for reading. By providing translation services, the Presentation layer ensures that data transferred from the Application layer of one system can be read by the Application layer of another host. In this figure 2.

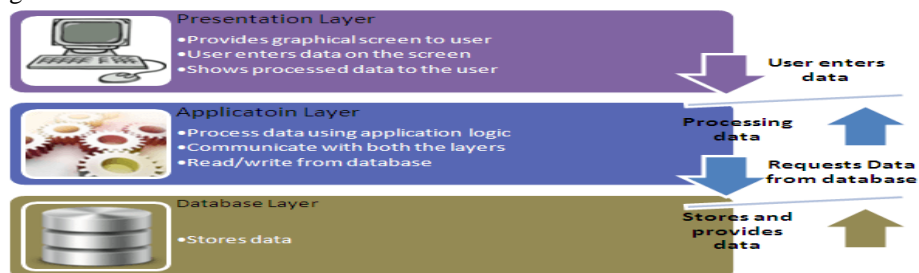


FIG : 2

International Journal for Research in Applied Science & Engineering Technology (IJRASET)

IV. METHODOLOGY USED

The web client interacts with the presentation layer that in turn calls the business domain layer for all business-oriented tasks. The loading and saving of business data is delegated to a persistence layer that communicates with the database server. Typically, business domain and infrastructure layers are deployed in an application server whereas the presentation layer is part of a web or rich-client application. A common architecture for a web application on cloud environments.

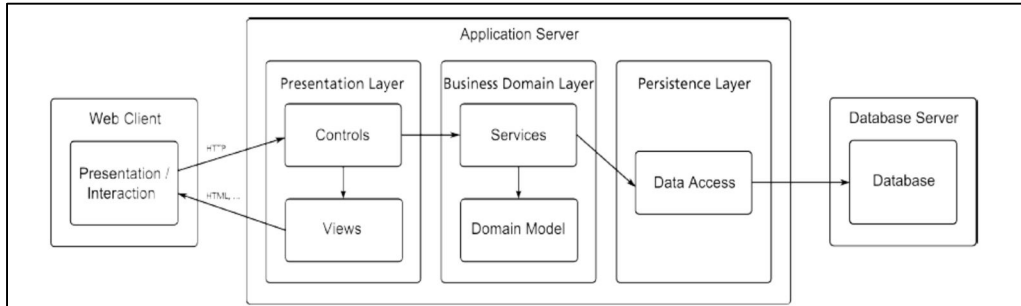


FIG:3

Let the business domain layer return business objects to the presentation layer when requested so that the presentation layer can use them to update the appropriate views. Therefore, add the functionality requested by the presentation layer to the business objects. In this figure(4).

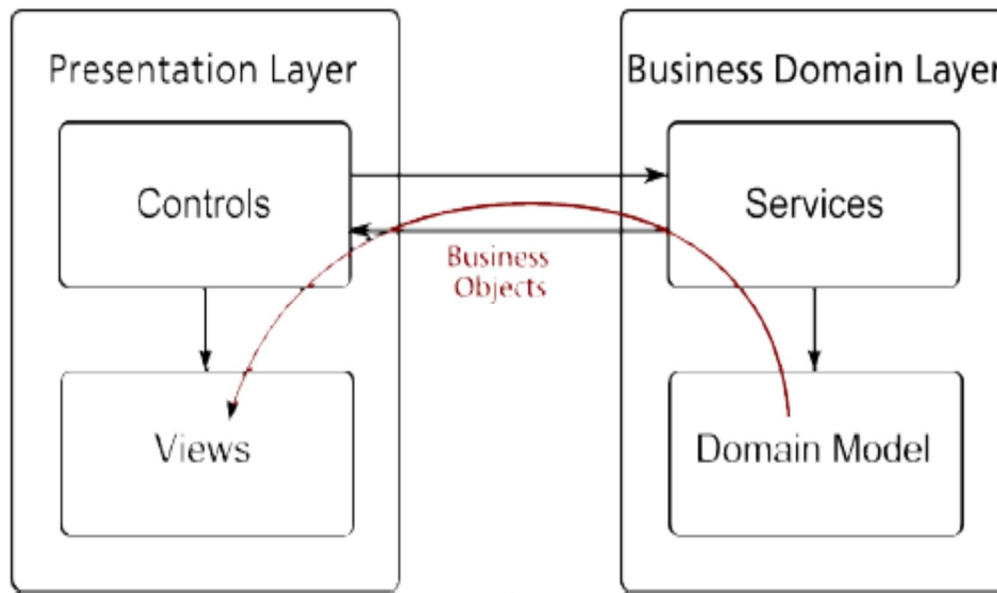


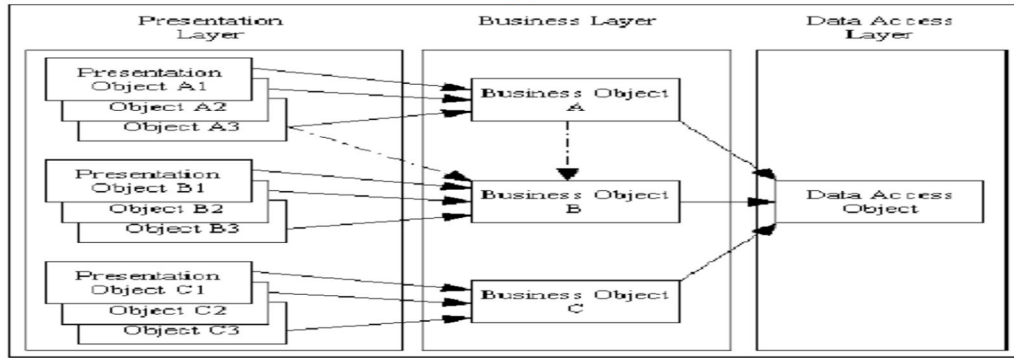
FIG:4

Give each business object a clear and narrow responsibility. Each operation should be implemented in that respective business object that holds or may gather the relevant data. Use polymorphism to implement behavior that differs in sub classes. To resolve the requirements of the example application, the classes of the domain model are extended by client-side business logic, as shown in Fig. 4. Note that all methods that have been viewed are marked in red color.

V. EXPERIMENTAL RESULT

Presentation Layer: is the user interface for displaying data to the user and accepting input from the user. This is a part of the application which enables the user to see the functionality of each and every component [2]. In case of web applications the web browser (Internet Explorer, Mozilla 2 Firefox) is known as presentation layer. Presentation layer has been built using technologies like HTML, JavaScript, AJAX and CSS in this proposed system. **Business Layer:** is for data validation. The business logic is the code running on the server that contains processing instructions utilizing technologies such as PHP, ColdFusion Markup Language, Perl etc.. The data tier is containing all the user information, username, and passwords for web application

International Journal for Research in Applied Science & Engineering Technology (IJRASET)



VI. CONCLUSION & FUTURE WORK

Looking back, we have covered a lot of ground in the examination of the OSI Seven-Layer Model and its use as an information security tool. Having extended it with the inclusion of users and the policy they operate under, we have in many senses covered the entire spectrum of data assurance. In both the standard network context and in the extended context of information security, the seven-layer model is better applied as a tool for organizing concepts and scenarios rather than as a conceptual straight jacket. Examples from both worlds show that exceptions and variances to the model are sometimes desirable. This model in practice has been found to be complex and arbitrary, and lacks the conceptual elegance of the seven-layer model in how the layers interact. ISO leaves the service and mechanism interaction to the implementer, inviting a pick-and-choose approach tailbacks coherence. Hopefully the concepts presented in this paper contribute to a better understanding of how closely related information security and data networking are related, and how the understanding of one topic is essential to success in the other. In this future work, on this layer to improvement multi cloud organization to implement of presentation layer.

REFERENCES

- [1] Shodhganga.inflibnet.ac.in/bit stream/10603/4117/09/09-chapter 202.
- [2] Adam, R (2003) The National R&D Strategy and Utilization of Research Findings. Presented at NACI Conference, 9 October, Midrand.
- [3] AMTS (2003) A National Advanced Manufacturing Technology Strategy for South Africa, Volume 1 and Volume 2. Pretoria: National Council on Innovation.
- [4] Murat kayril and ismail kayer,"(IJNGN) VOL 2, NO:3, SEPT(2010).
- [5] Hubert zimmermann" OSI REFERENCE MODEL AN ISO MODEL ARCHITECTURE FOR OSI", In IEEE com-28 , no:4, April 1980.
- [6] Alkhatib jamil, Anis mohas and noorihamed (2008) open source: the next big thing in the technology transfer to developing nations , international association for management of technology.
- [7] Mizanian, K, Vasef, M. and Analoui, M. (2010)"Bandwidth modeling and estimation in peer to peer networks", International Journal of Computer Networks & Communications (IJCNC), Vol. 2, No. 3, pp 65-83.
- [8] J.Day, Zimmermann H, "The OSI referencemodel" published in IEEE vol.71, issue 12, pages:1334- 1340,1983.
- [9] Hubert Zimmermann, "OSI Reference Model- the ISO Model of Architecture for Open System Interconnection" IEEE transaction on communications, vol.28, issue 4, April 1980
- [10] Authorized Self-Study Guide Designing for Cisco Internetwork Solutions (DESGN) Second Edition(640-864).



10.22214/IJRASET



45.98



IMPACT FACTOR:
7.129



IMPACT FACTOR:
7.429



INTERNATIONAL JOURNAL FOR RESEARCH

IN APPLIED SCIENCE & ENGINEERING TECHNOLOGY

Call : 08813907089  (24*7 Support on Whatsapp)