



IJRASET

International Journal For Research in
Applied Science and Engineering Technology



INTERNATIONAL JOURNAL FOR RESEARCH

IN APPLIED SCIENCE & ENGINEERING TECHNOLOGY

Volume: 5

Issue: IV

Month of publication: April 2017

DOI:

www.ijraset.com

Call:  08813907089

E-mail ID: ijraset@gmail.com

A Study on the Strength Development of Geopolymer Concrete using GGBS at Ambient Temperature

Ramesh Babu C¹, Ganesan N², Ganesh Kumar R³, Muthuramalingam R⁴, Muthusamy Praveen A⁵
¹ Associate Professor, ² Assitant Professor, ^{3,4,5} BTech Student, Department of Civil Engineering,
Kalasalingam University, Krishnankoil

Abstract: Today Concrete usage around the globe is second only to water. The demand of concrete is increasing day by day and cement is used for satisfying the need of development of infrastructure facilities. The production of one ton of cement emits approximately one ton of carbon dioxide to the atmosphere. In order to reduce the use of cement a new generation concrete has been developed such as geopolymer concrete (GPC). Geopolymer is an excellent alternative material for cement concrete as it is produced from industrial by-products such as Flyash and GGBS replacing 100% of cement in concrete. Alkaline liquids are used for the binding of materials. In this paper, strength development of geopolymer concrete using GGBS along with activators such as sodium hydroxide (NaOH) and sodium silicate (Na₂SiO₃) has been used. 12 moles of sodium hydroxide solution is prepared before 24 hours of casting GPC. The optimum ratio of Na₂SiO₃/NaOH was determined by studying the strength development of GPC by varying the percentage of activator ratio such as 2:1, 2.5:1, 3:1, 3.5:1 and 4:1 by keeping the cement and w/c constant. The optimum activator ratio was found to be 2.5:1. Using this optimum ratio, 100mm cube specimen were casted for varying cement contents such as 450kg/m³, 500kg/m³, 550kg/m³ keeping the w/c constant. The cubes were demoulded after 24 hours and cured in room temperature till the day of testing. The results showed that there was not much difference in the strength between these mixes and it was found that the specimen with GGBS 550kg/m³ gave better strength. The strength of GPC with GGBS content of 550kg/m³ was 71.67Mpa at 28 days.

Keywords: Geopolymer, GGBS, NaoH/Na2SiO3, Compressive Strength

I. INTRODUCTION

Concrete usage around the world is second only to water. The demand of concrete is increasing day by day and cement is used for satisfying the need of development of infrastructure facilities. Ordinary Portland cement (OPC) is conventionally used as the primary binder to produce concrete. The production of one ton of cement emits approximately one ton of carbon dioxide to the atmosphere. In order to reduce the use of cement a new generation concrete has been developed such as geopolymer concrete (GPC). Geopolymer is an excellent alternative material for cement concrete as it is produced from industrial by-products such as Flyash and GGBS replacing 100% of cement in concrete[1]. Geopolymers are formed by alkaline activation of an aluminosilicate material like fly ash, GGBS, metakaolin, rice husk ash, activated bentonite, clay, red mud etc[2]. Effective use of GGBS in geopolymer concrete further reduces the environmental pollution. A clear mixture design procedure for geopolymer concrete is yet to be established. Although geopolymer concrete has some limitations, it provides not only performance comparable to conventional Portland cement concrete, but also additional advantages including rapid development of mechanical strength, small drying shrinkage, high fire resistance, superior acid resistance, effective immobilization of toxic and hazardous materials, and significantly reduced energy usage and greenhouse emissions[3,4,5]. The curing temperature plays a vital role in the strength development of geopolymer concrete and can be achieved it by curing above ambient temperature [6, 7, 8]. One of the disadvantages of geopolymer concrete is it need higher temperature for polymerisation to takes place. Hence it is only suitable for precast members. In order to enhance its application beyond precast members, geopolymer concrete has to be developed without using heat curing. This paper aimed to produce geopolymer concrete without elevated heat curing. Ground granulated blast furnace slag was activated by a combination of sodium silicate and sodium hydroxide solution. The compressive strength development of various combinations of geopolymer concrete mixture was studied.

International Journal for Research in Applied Science & Engineering Technology (IJRASET)

II. EXPERIMENTAL INVESTIGATION

A. Materials

Ground granulated blast furnace slag was used as the aluminosilicate material for making geopolymer concrete. The chemical composition of GGBS is shown in Table 1. X-Ray Diffraction (XRD) was also used to determine the chemical composition of the ggbs and is shown in Fig.1 . A mixture of sodium hydroxide and sodium silicate solution was used as the activator solution. Sodium hydroxide solution of 12M concentration was prepared by mixing NaOH pellets with distilled water. The concentration of NaOH solution was kept 12M for all the mixtures. Sodium silicate solution was obtained from a local vendor. Locally available river sand was used as the fine aggregate for concrete mixtures. The specific gravity of this sand determined as per IS: 2386-1968 Part III was 2.65, while the fineness modulus using the sieve analysis method described in IS: 2386-1968 Part III was determined to be 2.57. The maximum size of the coarse aggregate was 20 mm and the specific gravity of this coarse aggregate determined as per IS: 2386-1968 Part III was 2.8. A high range water-reducing admixture (HRWR) La Hypercrete S25 (HTS code 38244090) was added in the mix with quantity of 1% of weight of GGBS to obtain necessary workability.

Table 1 Chemical composition of GGBS used

Chemical Analysis	GGBS sample
SiO ₂ %	31.86
Al ₂ O ₃ %	14.97
Fe ₂ O ₃ %	0.768
CaO%	33.75
MgO%	8.92
Actual SO ₃ %	2.45
K ₂ O%	0.55
Na ₂ O%	0.24
TiO ₂ %	0.34
P ₂ O ₅ %	0.03
MnO ₃ %	0.19
Cl%	0.05
Sulfate	1.08
Physical Analysis	
Blaine m ² /kg	458
R-45 Micron%	7.85

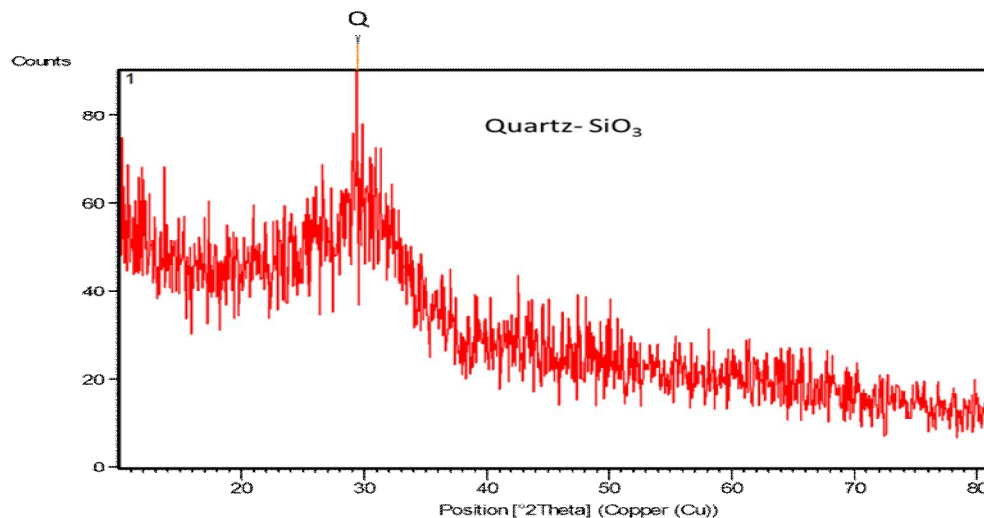


Fig. 1. X Ray Diffraction Analysis of GGBS

International Journal for Research in Applied Science & Engineering Technology (IJRASET)

B. Mixture Proportions

Geopolymer concrete were proportioned to study the effect of GGBS quantity and the ratio of sodium silicate to sodium hydroxide ratio on the strength development of geopolymer concrete. The concrete mixtures were proportioned based on the previous works on geopolymer concrete. The mixture proportions for varying cement contents and varying sodium silicate to sodium hydroxide solution are shown in Table 2 and Table 3 respectively.

Table 2 Mixture proportions with varying GGBS contents

Mix ID	GGBS kg/m ³	Ratio	Na ₂ SiO ₃ lit/m ³	NaOH lit/m ³	Coarse aggregate kg/m ³	Fine aggregate kg/m ³	Admixture kg/m ³
GPC450	450	2.5:1	112.5	45	1216	752	4.5
GPC500	500	2.5:1	125	50	1164	721	5
GPC550	550	2.5:1	137.5	55	1113	689.1	5.5

Table 3 Mixture proportions with varying activator ratios

Mix ID	GGBS kg/m ³	Ratio	Na ₂ SiO ₃ lit/m ³	NaOH lit/m ³	Coarse aggregate kg/m ³	Fine aggregate kg/m ³	Admixture kg/m ³
GPC2:1	550	2:1	128	64.5	1107	685	5.5
GPC2.5:1	550	2.5:1	137.5	55	1113	689	5.5
GPC3:1	550	3:1	144.3	48.1	1117	691	5.5
GPC3.5:1	550	3.5:1	149.7	42.7	1120	693	5.5
GPC4:1	550	4:1	154	38.5	1123	695	5.5

C. Mixing, Sample Preparation and Testing

The sodium hydroxide and sodium silicate solutions of desired quantity were mixed together about 24 hours prior to the mixing of other ingredients to enhance the reactivity of the alkaline solution. Concrete ingredients were mixed in a laboratory pan mixer shown in Fig. 2. Mixing was continued for about 5 minutes to achieve a uniform mixing. 100mm cube moulds were filled with concrete in two layers and compacted on a vibrating table. Fig.3 shows the 100mm geopolymer cubes after demoulding. The cubes were then stored in a room temperature till the date of testing. Compressive strength test was performed at 7 and 28 days as per IS 516 1959 in a compression testing machine as shown in Fig. 4



Fig. 2 Pan mixer user for mixing geopolymer concrete

International Journal for Research in Applied Science & Engineering Technology (IJRASET)



Fig. 3 100mm geopolymer cubes after demoulding




Fig. 4 Compressive strength testing of geopolymer concrete

III. EXPERIMENTAL RESULTS AND DISCUSSION

Eight mixtures of geopolymer concrete were designed to study the effect of GGBS content and the activator ratio on the strength development of concrete.

A. Effect of GGBS Content

The compressive strength development of concrete with varying GGBS contents at 7 days and 28 days was shown in Fig. 5 and Fig. 6 respectively. It has been noted that by increasing the GGBS content there was an increase in strength in both 7 and 28 days. But the increase in strength was not substantial and it was only around 2 to 7% in 500 and 550 kg/m³ mixtures compared to 450kg/m³ GGBS content mixtures. Similar results were obtained at 28 days also.

B. Effect of Sodium Silicate to Sodium Hydroxide Ratio

The ratio of sodium silicate and sodium hydroxide was varied with 550kg/m³ GGBS content mixtures such as 2:1, 2.5:1, 3:1, 3.5:1 and 4:1. It is been performed to alter the composition of the activator solution and to investigate the effect on the compressive strength of GPC mixtures. The performance of difference activator solution ratio on the compressive strength development of geopolymer mixtures at 7 and 28 days mixtures was shown in Fig 7 and 8 respectively. It can be seen from figure 7 that ratio 2.5:1 showed higher strength at both 7 and 28 days respectively. From Fig. 8 it can be noticed that the 28 day compressive strength of the geopolymer concrete mixtures did not vary significantly due to the variation of activator ratio except for the 4:1 ratio.

International Journal for Research in Applied Science & Engineering Technology (IJRASET)

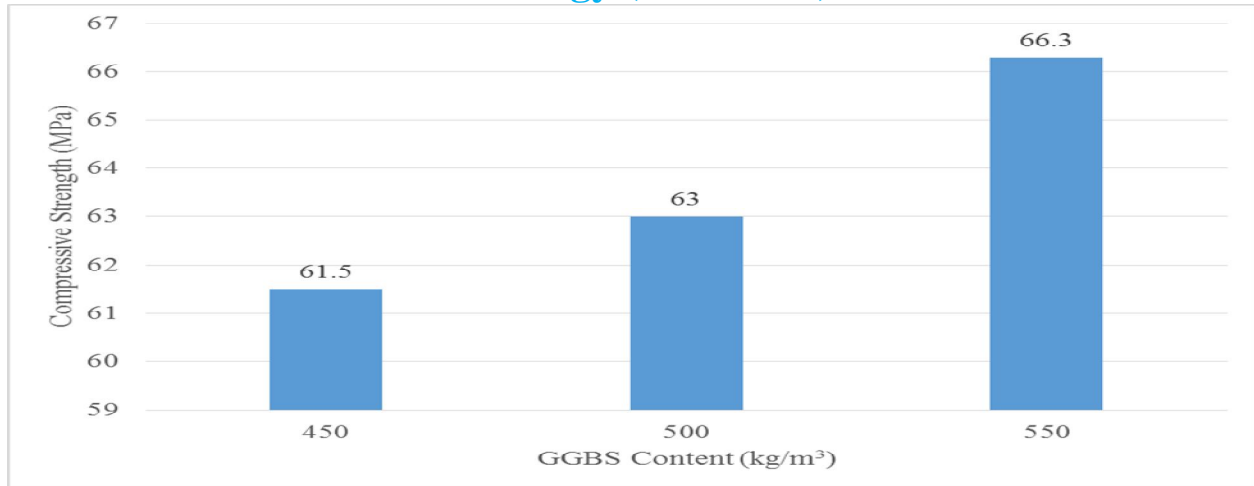


Fig. 5 Compressive strength of concrete at 7 days with varying GGBS contents

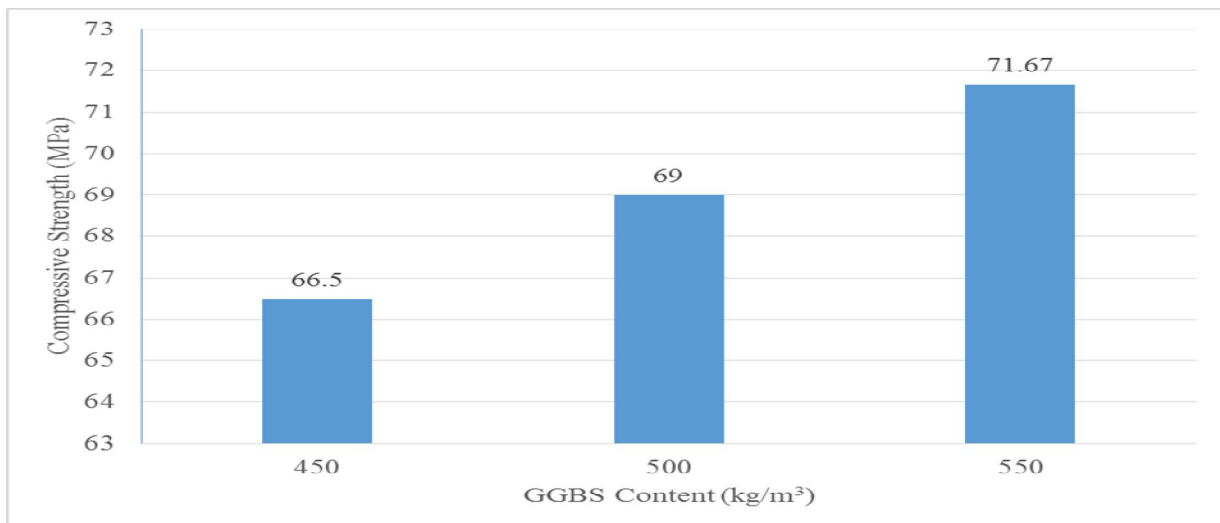


Fig. 6 Compressive strength of concrete at 28 days with varying GGBS contents

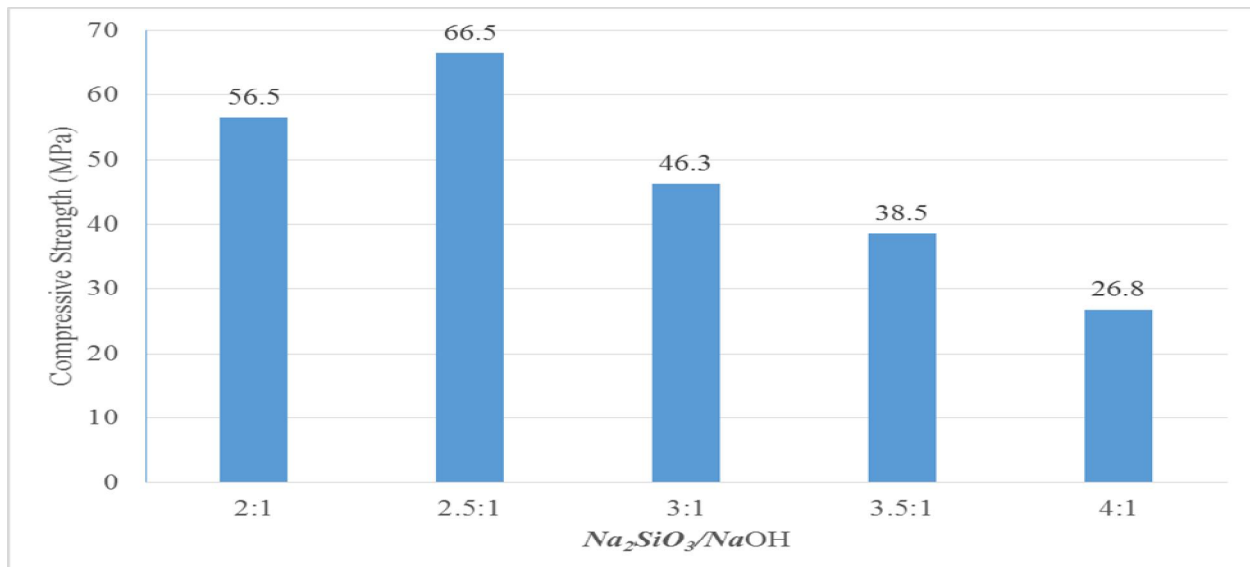


Fig. 7 Compressive strength of concrete at 7 days with varying $Na_2SiO_3/NaOH$ ratio

International Journal for Research in Applied Science & Engineering Technology (IJRASET)

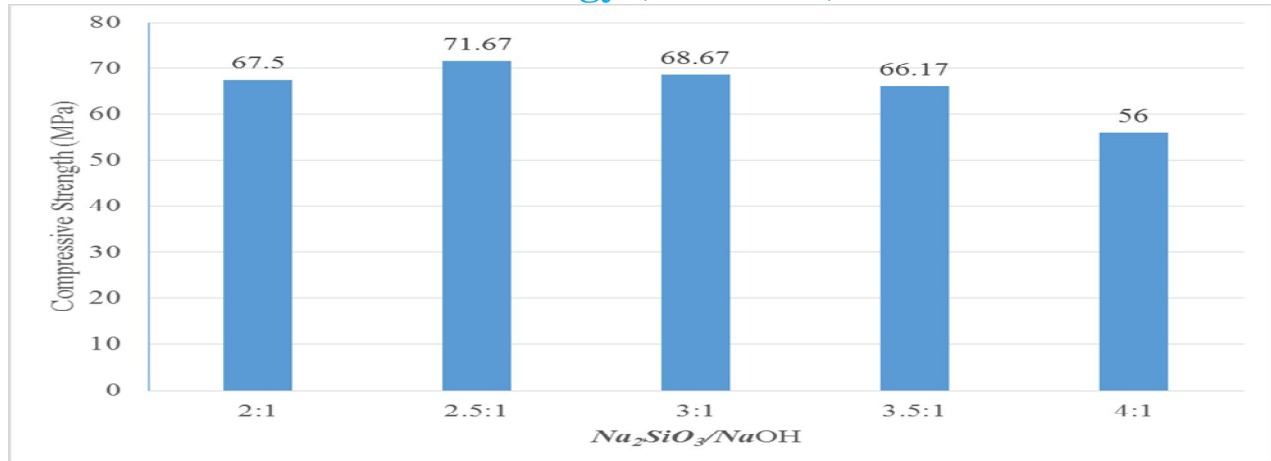


Fig. 8 Compressive strength of concrete at 28 days with varying $\text{Na}_2\text{SiO}_3/\text{NaOH}$ ratio

C. Microstructural Observation

The microstructural features of the geopolymer mixtures with varying activator ratio were investigated using Scanning electron microscope. Fig. 9 to 14 shows the microstructural images of the samples at 28 days of age. As seen in SEM images, it is noticed that 2:1 and 2.5:1 is more compact and less porous than other activator ratios.




Fig. 9 SEM Image of Geopolymer Concrete GPC2:1




Fig. 10 SEM Image of Geopolymer Concrete GPC2.5:1




Fig. 12 SEM Image of Geopolymer Concrete GPC3:1

International Journal for Research in Applied Science & Engineering Technology (IJRASET)




Fig. 13 SEM Image of Geopolymer Concrete GPC3.5:1




Fig. 14 SEM Image of Geopolymer Concrete GPC4:1

IV. CONCLUSIONS

Based on the current study, the following salient conclusions can be drawn

- A. GGBS was found to be a suitable material for producing geopolymer concrete of high strength concrete at ambient temperature
- B. By increasing the GGBS content, there was not substantial improvement in compressive strength
- C. The alkali activator ratio 2.5:1 shows the higher strength at 7 and 28 days compared to other activator ratios such as 2:1, 3:1, 2.5:1 and 4:1.
- D. The alkali activator ratio 4:1 shows the lowest strength compared to other ratios.
- E. The microstructure reveals that 2.5:1 and 2:1 shows less porosity compared to other activator ratios.

V. ACKNOWLEDGMENT

The authors wish to gratefully acknowledge the support of ACC cements Private Ltd. for the supply of GGBS and La greens chemical company for supplying the admixture.

REFERENCES

- [1] MCG. Juenger, F. Winnefeld, J.L. Provis and J.H. Ideker, "Advances in alternative cementitious binders," Cement and Concrete Research, vol. 41, pp. 1232–1243, 2010.
- [2] J. Davidovits Juenger, "Geopolymer chemistry and application," 2nd edition, Saint-Quentin(France); Institut Geopolymere; 2008.
- [3] Hardjito, Djwantoro and B. Vijaya Ranagan, " On the development of flyash based geopolymer concrete", ACI Materials Journal, 101, pp. 467-472, 2004
- [4] Hardjito, Djwantoro and B. Vijaya Ranagan, " Flyash based geopolymer concrete", Australian Journal of Structural Engineering, 6, pp. 77-84, 2005
- [5] Hardjito, Djwantoro and B. Vijaya Ranagan, " Development and properties of low calcium flyash based geopolymer concrete", Perth Australia, Curtin University of Technology, 2005
- [6] V.F.F. Barbosa and K.J.D. Mackenzie, " Thermal behavior of inorganic geopolymers and composites derived from sodium polysialate", Master Research Bulletin, pp 319-331, 2003
- [7] M. Rowles and O. Connor, " Chemocal optimization of the compressive strength of aluminosilicate geopolymers synthesized by sodium silicate activation of metakaolinate", J Mater Chrm, pp 1161-1165, 2003
- [8] N.V. Chanh, B.D. Trung and D.V. Tuan, " Recent research in geopolymer concrete", the 3rd ACF International Conference, 2008
- [9] IS 383, Specification for Coarse and Fine Aggregate from Natural Sources for Concrete, Bureau of Indian Standards, New Delhi, India
- [10] IS 516-1959, Methods of Tests for Strength of Concrete, Bureau of Indian Standards, New Delhi, India
- [11] IS 2386, Methods of Test for Aggregate in Concrete, Bureau of Indian Standards, New Delhi, India



10.22214/IJRASET



45.98



IMPACT FACTOR:
7.129



IMPACT FACTOR:
7.429



INTERNATIONAL JOURNAL FOR RESEARCH

IN APPLIED SCIENCE & ENGINEERING TECHNOLOGY

Call : 08813907089  (24*7 Support on Whatsapp)