



iJRASET

International Journal For Research in
Applied Science and Engineering Technology



INTERNATIONAL JOURNAL FOR RESEARCH

IN APPLIED SCIENCE & ENGINEERING TECHNOLOGY

Volume: 5 Issue: VII Month of publication: July 2017

DOI:

www.ijraset.com

Call:  08813907089

E-mail ID: ijraset@gmail.com

Applying Compression & Encryption Techniques for Hiding Information in Multimedia Cover

Object

Kavita¹

¹ Department of Computer Science (M. Tech.) Bhagat Phool Singh Mahila Vishwavidyalaya

Abstract: The encrypted messages will often attract the concentration of unauthorized users. They try to crack the encrypted message and get access to the actual contents of the message. To conceal the subsistence of message steganography is introduced by hiding a secret message inside another credulous message. Steganography is the process of hiding important and secret information so that no one except the sender and receiver can know the existence of message. This protects the secret message from any attention of hackers. There are different methods for steganography such as text, image, audio & video. Out of above methods, image steganography is most popular due to vast amount of images on the Internet. There are different techniques for hiding information in cover object. One of the oldest & popular methods is least significant digit method. It hides data in the lowest bit of any image. In this paper we use different medium for hiding secret information using LSB technique.

Keywords- Steganography, Steganalysis, DCT, LSB

I. INTRODUCTION

Cryptography and steganography [1] are well known and widely used techniques that manipulate information in order to cipher or hide their existence. Both these methods provide protection in terms of integrity (correctness), confidentiality and information availability of the client’s data from hackers and unauthorized person. Cryptography is the process of changing information which are need to be transferred on insure transmission medium (e.g., Internet) so that no one except sender or receiver can understand the meaning of information. The cryptographic technique uses various types of algorithms which are generally impossible for unauthorized users to break. Steganography is the process of hiding important and secret information so that no one except the sender and receiver can know the existence of message. This protects the secret message from any attention of hackers. This method of secret communication is also prevalent in ancient time where messages are written with some special ink etc. The modern Steganography uses different mediums for hiding secret information such as image, text, audio and video. Cryptographic methods try to protect the content of a message, while Steganography uses methods that would hide both the message as well as the content. By combining Steganography and Cryptography one can achieve better security [2]. Figure 1 below shows the one of mechanism of steganography for hiding secret information.

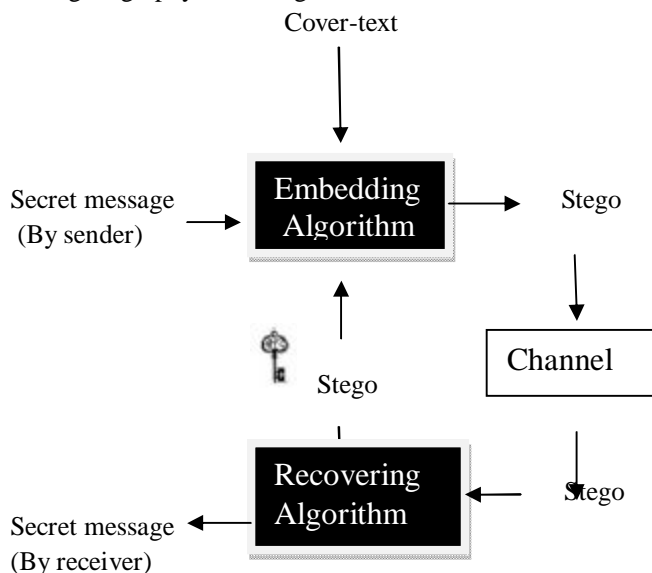


Fig.1 The mechanism of image Steganography

When a user detects the hidden information of steganography then it is referred as Steganalysis. Steganalysis is the process of extracting secret information by using multiple parameters of stego media. The first step for steganalysis is to find the stego image i.e., an image containing some secret data hidden in it. After that steganalysis process determines whether that media contains hidden message or not and then try to recover the message from it. With cryptanalysis, encrypted message is easily examined & conclude that message contains some secret information. But in the case of steganalysis this may not be true. The suspected media may or may not be with hidden data or information [3].

In this paper we provide steganography technique using all the three popular medium – image, audio and video. We also provide compression of stegano object.

II. TYPES OF STEGANOGRAPHY

Secrets can be hidden inside all sorts of cover information. The following formula provides a very generic description of the pieces of the steganographic process:

$$\text{Cover_medium} + \text{hidden_data} + \text{stego_key} \\ = \text{stego_medium}$$

In this context, the cover_medium is the file in which we will hide the hidden_data, which may also be encrypted using the stego_key. The resultant file is the stego_medium (which will, of course be the same type of file as the cover_medium). There are four ways to implement steganography [4][5]:

Using text.

Using images.

Using audio files.

Using video files

A. Text Steganography

With this steganography we hide secret data in some form of text. With this approach character generation is to take the statistical properties of word-length and letter frequency in order to create “words” (without lexical value) which will appear to have the same statistical properties as actual words in a given language. The hiding of information within word sequences, the actual dictionary items can be used to encode one or more bits of information per word using a codebook of mappings between lexical items and bit sequences, or words themselves can encode the hidden information.

The final category is linguistic method which specifically considers the linguistic properties of generated and modified text, frequently uses linguistic structure as a place for hidden messages. In fact, steganographic data can be hidden within the syntactic structure itself. Example: Sender sends a series of integer number (Key) to the recipient with a prior agreement that the secret message is hidden within the respective position of subsequent words of the cover text. For example the series is „1, 1, 2, 3, 4, 2, 4”and the cover text is “A team of five men joined today”.

So the hidden message is “Atfvoa”. A “0” in the number series will indicate a blank space in the recovered message. The word in the received cover text will be skipped if the number of characters in that word is less than the respective number in the series (Key) which shall also be skipped during the process of message unhide.

B. Image Steganography

Another method for hiding secret data is image steganography. It is the most popular technique for steganography due to presence of large number of images on the internet. It uses Least Significant Bit for hiding the data. The sender sends the secret data hidden in the LSB and if the terminal recipient of the data is nothing but human visual system (HVS) then the Least Significant Bit (LSB) can be used for something else other than color information [6].

1) *LSB Coding*: The simplest approach to hiding data within an image file is called least significant bit (LSB) insertion. In this method, we can take the binary representation of the hidden_data and overwrite the LSB of each byte within the cover_image. If we are using 24-bit color, the amount of change will be minimal and indiscernible to the human eye. As an example, suppose that we have three adjacent pixels (nine bytes) with the following RGB encoding:

10010101	00001101	11001001
10010110	00001111	11001010
10011111	00010000	11001011

Now suppose we want to "hide" the following 9 bits of data : 101101101. If we overlay these 9 bits over the LSB of the 9 bytes above, we get the following (where bits in **bold** have been changed):

10010101	00001100	11001001
10010111	00001110	11001011
10011111	00010000	11001011

Note that we have successfully hidden 9 bits but at a cost of only changing 4, or roughly 50%, of the LSBs.



Fig.2 Original Image



Fig.3 Embedded Image

Left hand side image is the original cover image, whereas right hand side does embedding a text file into the cover image make the stego image. LSB is one of the most popular technique which is used for hiding the secret message. LSB hiding technique works as it hides the secret message directly in the least two significant bits in the image pixels, which affects the image resolution, due to this it reduces the image quality and make the image easy to attack. This method works quite well when both the host and secret images are given equal numbers of bits. When one has significantly more room than another, quality is sacrificed.

2) *Masking and Filtering*: Another method for hiding secret information is using filtering and masking method in the image. It changes the luminance of the given mask with the hidden data and send to the destination. It is more powerful method as compared to LSB technique for hiding the data [7].

C. Audio Steganography

One more powerful technique for hiding secret data is audio steganography. It depends upon the auditory capabilities of human. This property of inaudibility of weaker sounds is used in different ways for embedding information. Embedding of data by inserting inaudible tones in cover audio signal has been presented recently.

In audio steganography, secret message is embedded into digitized audio signal which result slight altering of binary sequence of the corresponding audio file [8][9].

The list of methods that are commonly used for audio steganography are listed and discussed below.

- 1) *Parity Coding*: Instead of breaking a signal down into individual samples, the parity coding method breaks a signal down into separate regions of samples and encodes each bit from the secret message in a sample region's parity bit. If the parity bit of a selected region does not match the secret bit to be encoded, the process flips the LSB of one of the samples in the region. Thus, the sender has more of a choice in encoding the secret bit, and the signal can be changed in a more unobtrusive fashion.
- 2) *Phase coding*: Human Auditory System (HAS) can't recognize the phase change in audio signal as easy it can recognize noise in the signal. The phase coding method exploits this fact. This technique encodes the secret message bits as phase shifts in the phase spectrum of a digital signal, achieving an inaudible encoding in terms of signal-to- noise ratio.
- 3) *Spread spectrum*: In the context of audio steganography, the basic spread spectrum (SS) method attempts to spread secret information across the audio signal's frequency spectrum as much as possible. This is analogous to a system using an implementation of the LSB coding that randomly spreads the message bits over the entire sound file. However, unlike LSB coding, the SS method spreads the secret message over the sound file's frequency spectrum, using a code that is independent of the actual signal. As a result, the final signal occupies a bandwidth in excess of what is actually required for transmission.
- 4) *Echo Hiding*: In echo hiding, information is embedded in a sound file by introducing an echo into the discrete signal. Like the spread spectrum method, it too provides advantages in that it allows for a high data transmission rate and provides superior robustness when compared to the noise inducing methods.

D. Video Steganography

Video files are generally a collection of images and sounds, so most of the presented techniques on images and audio can be applied to video files too. When information is hidden inside video the program or person hiding the information will usually use the DCT (Discrete Cosine Transform) method. DCT works by slightly changing each of the images in the video, only so much that it is not noticeable by the human eye. To be more precise about how DCT works, DCT alters values of certain parts of the images, it usually rounds them up. For example, if part of an image has a value of 6.667 it will round it up to 7. The great advantages of video are the large amount of data that can be hidden inside and the fact that it is a moving stream of images and sounds [10]. Therefore, any small but otherwise noticeable distortions might go by unobserved by humans because of the continuous flow of information.

III. IMPLEMENTATION

In our implementation work Steganography can be used to hide data using different mediums such as image, audio and video. The implementation is performed in Java programming language. The implementation is divided into two parts-embedding of secret data by the sender and then extraction of hidden data by the receiver.

Figure 3 below shows the embedding screen.

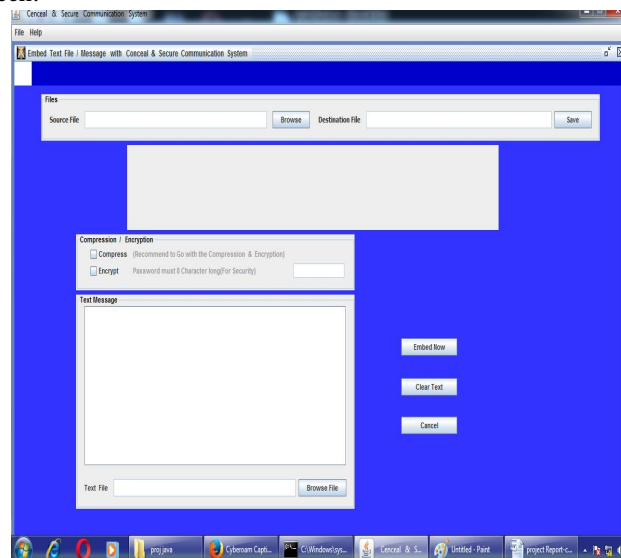


Figure 3: The embedding screen.

User can select the steganography medium as source file, destination file and type the secret information in the text area. Next press the embed button for hiding the secret data. The figure 4 below shows these values.

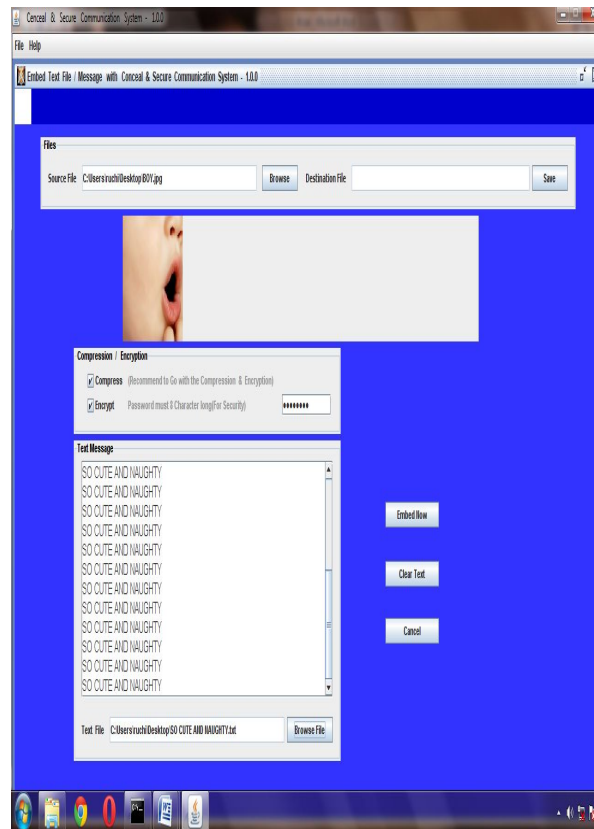


Figure 4: Embedding of secret data in image file.

Figure 5 shows the de-embedding screen.

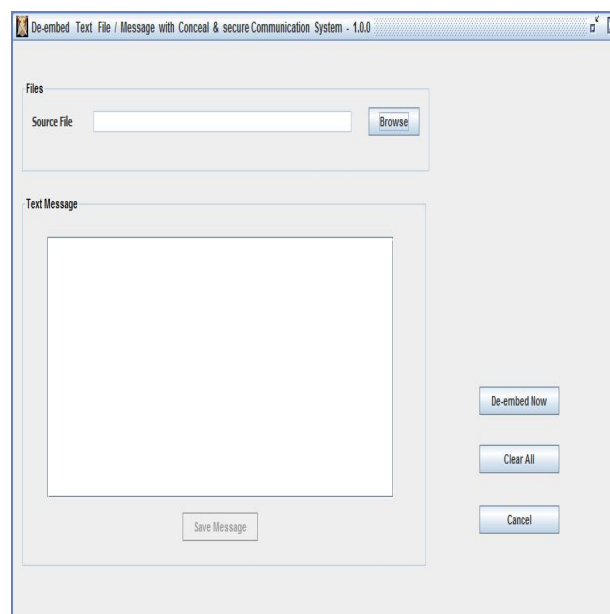


Figure 5: The de-embedding screen.

User need to select the file containing secret information, specify the key (password) & press the de-embed button as shown in figure 6 below.



Figure 6: Extracting the hidden information

IV. CONCLUSION

It is the process of hiding information which are need to be transferred on insure transmission medium (e.g., Internet) so that no one except sender or receiver can know the very existence of information. There are different methods for steganography such as text, image, audio & video. Out of above methods, image steganography is most popular due to vast amount of images on the Internet. There are different techniques for hiding information in cover object. One of the oldest & popular methods is least significant digit method. It hides data in the lowest bit of any image. In this paper we use different medium for hiding secret information using LSB technique.

REFERENCES

- [1] Stefan Katzenbeisser, Fabien A. P. Petitcolas, Information Hiding Techniques for Steganography and Digital Watermarking (Boston, Artech House, 2003)
- [2] M.Grace Vennice, Prof. Tv. Rao, M. Swapna, Prof. J. Sasi kiran , "Hiding the Text Information using Steganography", International Journal of Engineering Research and Applications (IJERA) ,Vol. 2, Issue. 1, ISSN: 2248-9622, pp. 126-131, Jan-Feb. 2012.
- [3] Abikoye Oluwakemi C., Adewole Kayode S., Oladipupo Ayotunde J. , "Efficient Data Hiding System using Cryptography and Steganography", International Journal of Applied Information Systems (IJ AIS), Vol.4, Issue 11, ISSN:2249-0868, Dec. 2012.
- [4] Kunal Hossain, Ranjan Parekh, "An Approach towards Image, Audio and Video Steganography", Second International Conference on Research in Computational Intelligent and Communication Networks (ICRCICN), IEEE 2016
- [5] Navneet Kaur, Sunny Behal, "A Survey on various types of Steganography and Analysis of Hiding Techniques", International Journal of Engineering Trends and Technology (IJETT) – Volume 11 Number 8 - May 2014
- [6] Vikas Tyagi, Atul kumar, Roshan Patel, Sachin Tyagi, Saurabh Singh, "Steganography Using Least Significant Bit with Cryptography", Journal of Global Research in Computer Science, Vol.3, Issue 3, ISSN: 2229-371X, March. 2012
- [7] Youngran Park, Hyunho Kang, Kazuhiko Yamaguchi and Kingo Kobayashi, "Integrity Verification of Secret Information in Image Steganography, Symposium on Information Theory and its Applications, 2006.
- [8] Budda Lavanya, Yangala Smruthi, Srinivasa Rao Elisala, "Data hiding in audio by using image steganography technique", International Journal of Emerging Trends & Technology in Computer Science, Volume 2, Issue 6, November – December 2013.
- [9] Pooyan, M. Delforouzi A., "LSB-based Audio Steganography Method Based on Lifting Wavelet Transform", IISSPIT 2007. IEEE
- [10] Sukrati Jain, Ashendra K Saxena, "A Comparative Study of Various Security and Issues in Steganography Techniques", International Conference on Advanced Computing (ICAC-2016).



10.22214/IJRASET



45.98



IMPACT FACTOR:
7.129



IMPACT FACTOR:
7.429



INTERNATIONAL JOURNAL FOR RESEARCH

IN APPLIED SCIENCE & ENGINEERING TECHNOLOGY

Call : 08813907089  (24*7 Support on Whatsapp)